
Peso dei sintomi e misure restrittive della libertà

Psichiatria stazionaria per adulti

Annesso al rapporto comparativo nazionale
Misurazione 2023

Ottobre 2024, versione 1.0

Indice

A1. Caratteristiche descrittive del campione.....	3
1.1 Numero di casi conclusi nel periodo di rilevamento	3
1.2 Età	10
1.3 Sesso	17
1.4 Diagnosi principali	24
1.5 Numero di diagnosi secondarie	39
1.6 Gravità all'ammissione (punteggio complessivo HoNOS) nelle cliniche	54
1.7 Gravità all'ammissione (punteggio complessivo BSCL) nelle cliniche.....	63
1.8 Ricovero a scopo di assistenza.....	69
1.9 Campo di attività	76
1.10 Nazionalità	86
1.11 Luogo di soggiorno prima dell'ammissione	93
1.12 Istanza ricoverante nelle cliniche	108
1.13 Istruzione.....	123
1.14 Stato civile	138
1.15 Occupazione prima dell'ammissione.....	153
1.16 Classi di trattamento	168
1.17 Durata della degenza nelle cliniche	177
1.18 Periodo di misurazione HoNOS <= 24 ore.....	184
1.19 Periodo di misurazione BSCL <= 24 ore	194
1.20 Casi esclusi HoNOS.....	201
1.21 Casi esclusi BSCL.....	210
A2. Risultati della misurazione (fornitori di prestazioni di base e della medicina acuta).....	216
A3. Risultati della misurazione (cliniche specializzate).....	234
A4. Risultati della misurazione (cliniche per la cura di dipendenze)	245
A5. Risultati della misurazione (cliniche di psichiatria forense).....	247
A6. Risultati della misurazione (cliniche di psichiatria geriatrica)	251
A7. Qualità dei dati	258
A8. Analisi delle covariate e specifiche dei modelli.....	273
A9. Spiegazioni sui grafici	276
Impressum	279



Informazioni sul presente documento

Il presente documento «Peso dei sintomi e misure restrittive della libertà Psichiatria ospedaliera per adulti. Annesso al rapporto comparativo nazionale. Misurazione 2023» contiene grafici e tabelle aggiuntivi con informazioni dettagliate sui risultati della misurazione. Il rapporto principale è disponibile sul [sito web dell'ANQ](#).

Note:

Il termine «Tutti» indica valori validi per tutte le cliniche psichiatriche per adulti.

Il termine «Totale» indica i valori totali delle cliniche di un determinato tipo di clinica.

A1. Caratteristiche descrittive del campione

Nell'annesso 1 viene descritta la composizione del collettivo di pazienti delle singole cliniche inclusa nelle analisi. Oltre al numero di casi conclusi nel periodo di rilevamento, vengono qui rappresentate tutte le variabili rilevanti per il confronto tra cliniche. Inoltre viene rappresentato il punteggio complessivo medio HoNOS e BSCL all'ammissione.

Queste analisi si riferiscono ai casi effettivamente trattati e documentati senza aggiustamento secondo il rischio.

1.1 Numero di casi conclusi nel periodo di rilevamento

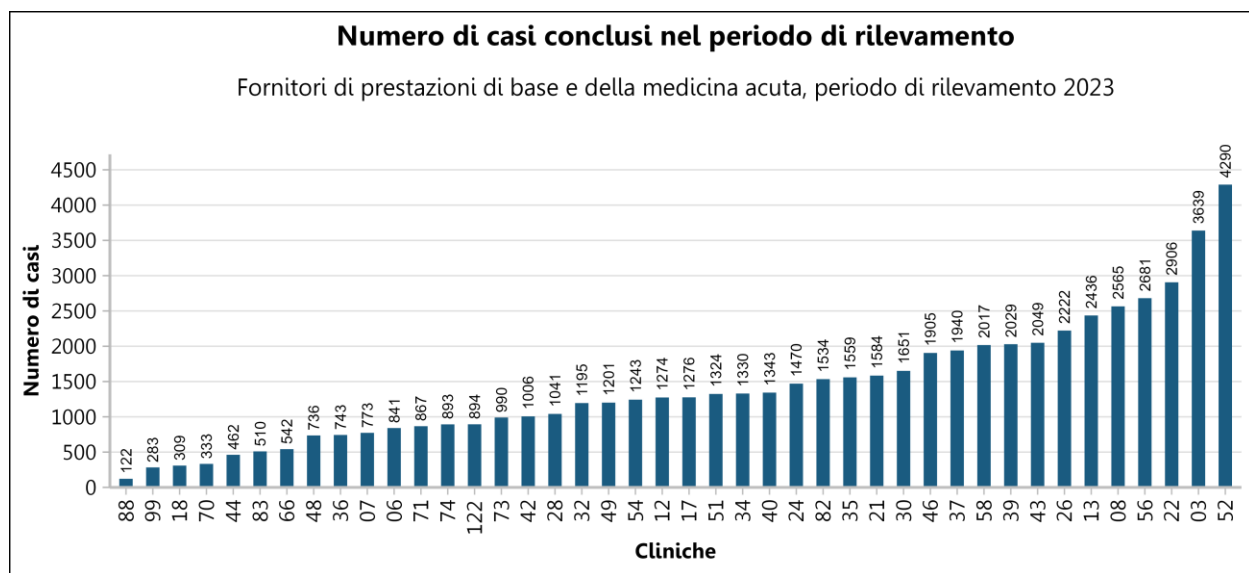


Figura 1: numero di casi conclusi nel periodo di rilevamento presso i fornitori di prestazioni di base e della medicina acuta

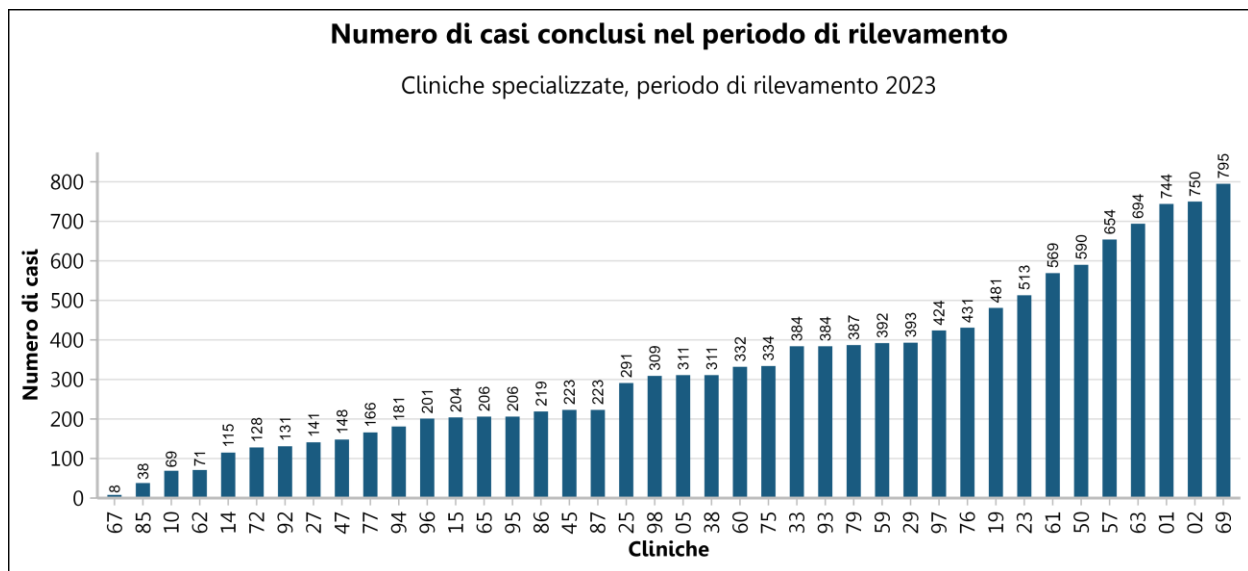


Figura 2: numero di casi conclusi nel periodo di rilevamento presso le cliniche specializzate

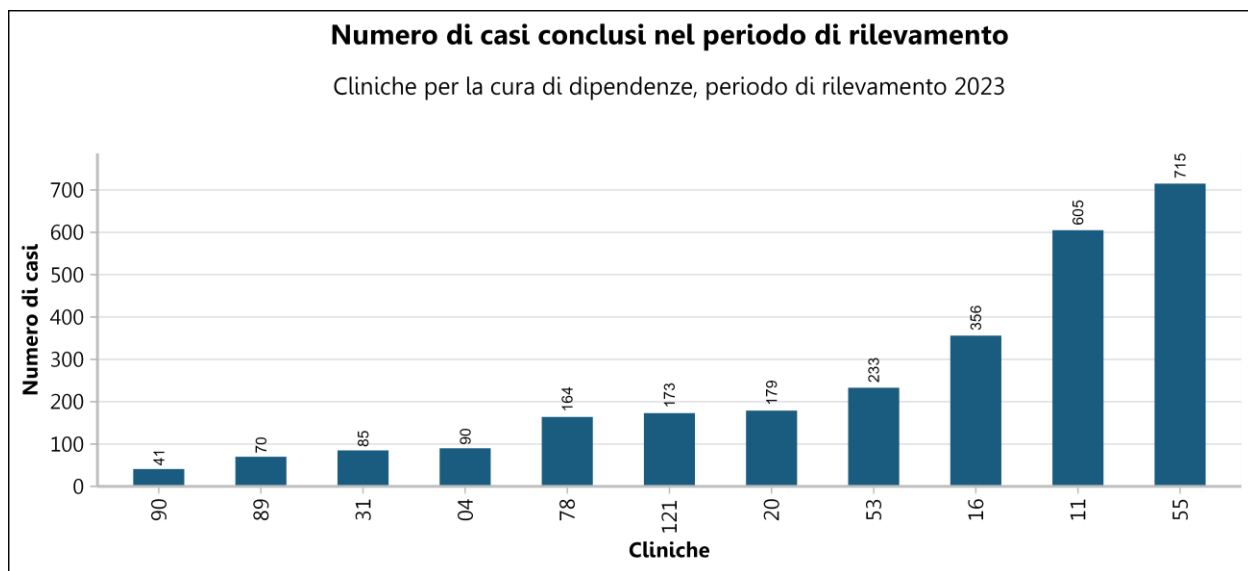


Figura 3: numero di casi conclusi nel periodo di rilevamento presso le cliniche per la cura di dipendenze

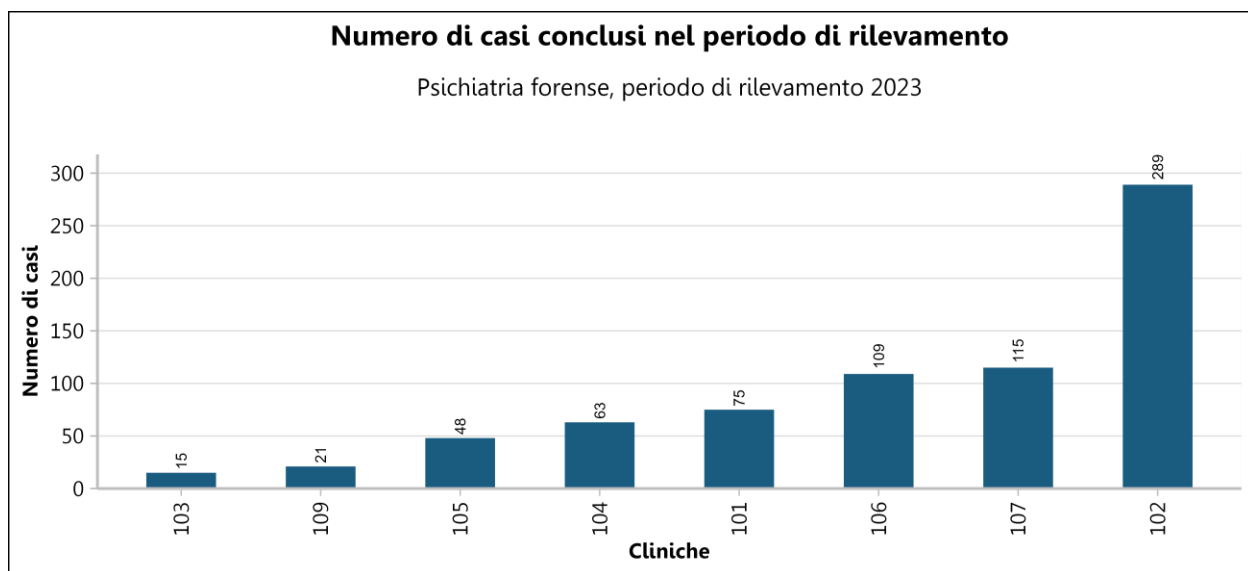


Figura 4: numero di casi conclusi nel periodo di rilevamento presso le cliniche di psichiatria forense

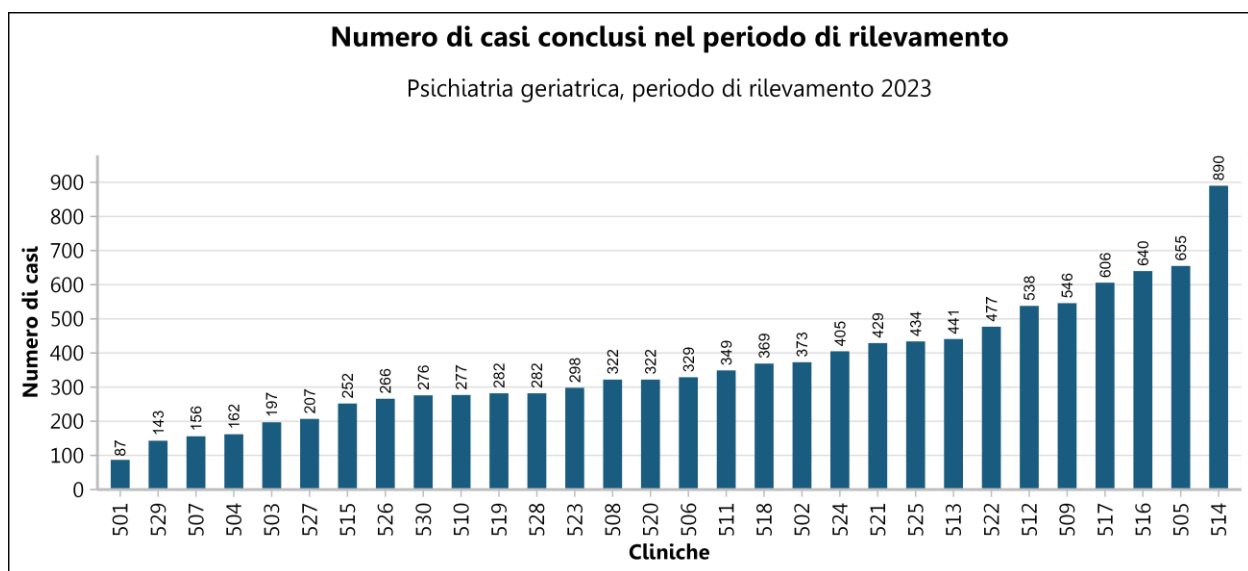


Figura 5: numero di casi conclusi nel periodo di rilevamento presso le cliniche di psichiatria geriatrica

Ammissione a partire dal 01.07.2012,
dimissione fino a 01.01.2023 –
31.12.2023 ('Completo')

Clinica		
Tutte le cliniche		87615
Fornitori di prestazioni di base e della medicina acuta	Totale	60008
	03	3639
	06	841
	07	773
	08	2565
	12	1274
	13	2436
	17	1276
	18	309
	21	1584
	22	2906
	24	1470
	26	2222
	28	1041
	30	1651
	32	1195
	34	1330
	35	1559
	36	743
	37	1940
	39	2029
	40	1343
	42	1006
	43	2049
	44	462
	46	1905
	48	736
	49	1201
	51	1324
	52	4290
	54	1243
	56	2681
	58	2017
	66	542
	70	333
	71	867

	Clinica	Ammissione a partire dal 01.07.2012, dimissione fino a 01.01.2023 – 31.12.2023 ('Completo')
	73	990
	74	893
	82	1534
	83	510
	88	122
	99	283
	122	894
Cliniche specializzate	Totale	13151
	01	744
	02	750
	05	311
	10	69
	14	115
	15	204
	19	481
	23	513
	25	291
	27	141
	29	393
	33	384
	38	311
	45	223
	47	148
	50	590
	57	654
	59	392
	60	332
	61	569
	62	71
	63	694
	65	206
	67	8
	69	795
	72	128
	75	334
	76	431
	77	166
	79	387

	Clinica	Ammissione a partire dal 01.07.2012, dimissione fino a 01.01.2023 – 31.12.2023 ('Completo')
	85	38
	86	219
	87	223
	92	131
	93	384
	94	181
	95	206
	96	201
	97	424
	98	309
Cliniche per la cura di dipendenze	Totale	2711
	04	90
	11	605
	16	356
	20	179
	31	85
	53	233
	55	715
	78	164
	89	70
	90	41
	121	173
	Psichiatria forense	Totale
101		75
102		289
103		15
104		63
105		48
106		109
107		115
109		21
Psichiatria geriatrica		Totale
	501	87
	502	373
	503	197
	504	162
	505	655
	506	329

Clinica	Ammissione a partire dal 01.07.2012, dimissione fino a 01.01.2023 – 31.12.2023 ('Completo')
507	156
508	322
509	546
510	277
511	349
512	538
513	441
514	890
515	252
516	640
517	606
518	369
519	282
520	322
521	429
522	477
523	298
524	405
525	434
526	266
527	207
528	282
529	143
530	276

Tabella 1: numero di casi conclusi nel periodo di rilevamento

1.2 Età

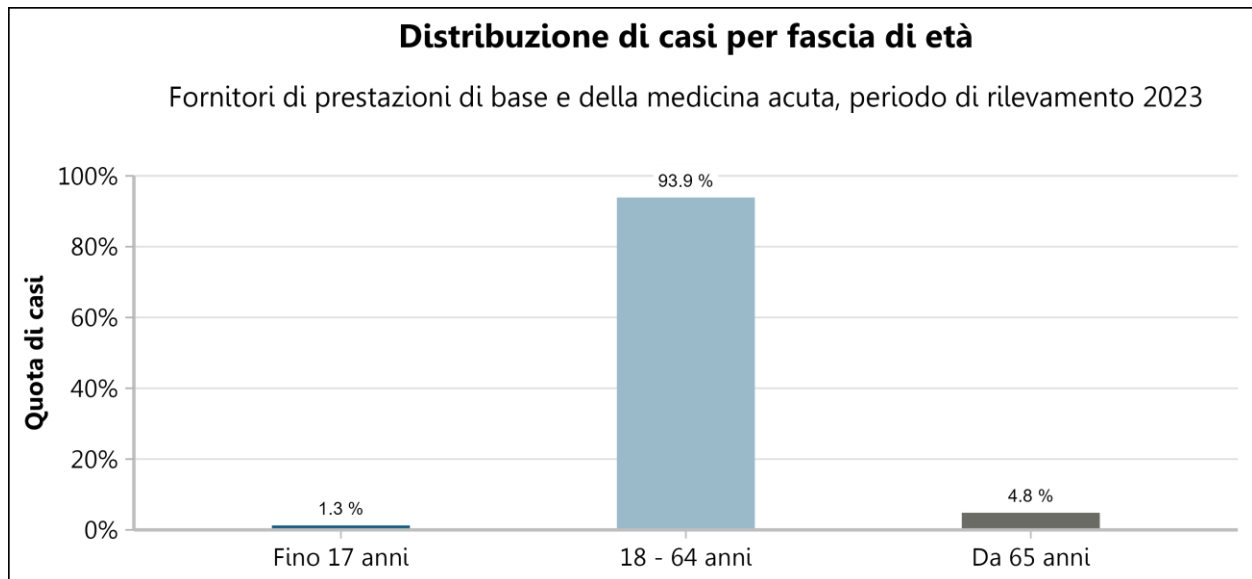


Figura 6: distribuzione dei casi per fascia di età nei fornitori di prestazioni di base e della medicina acuta

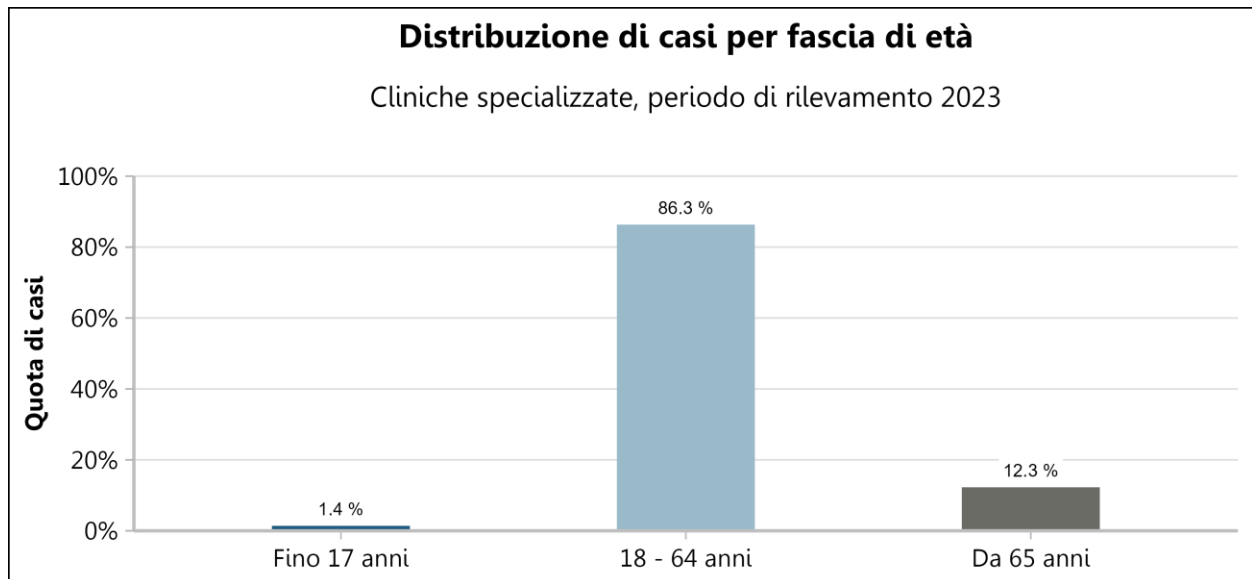


Figura 7: distribuzione dei casi per fascia di età nelle cliniche specializzate

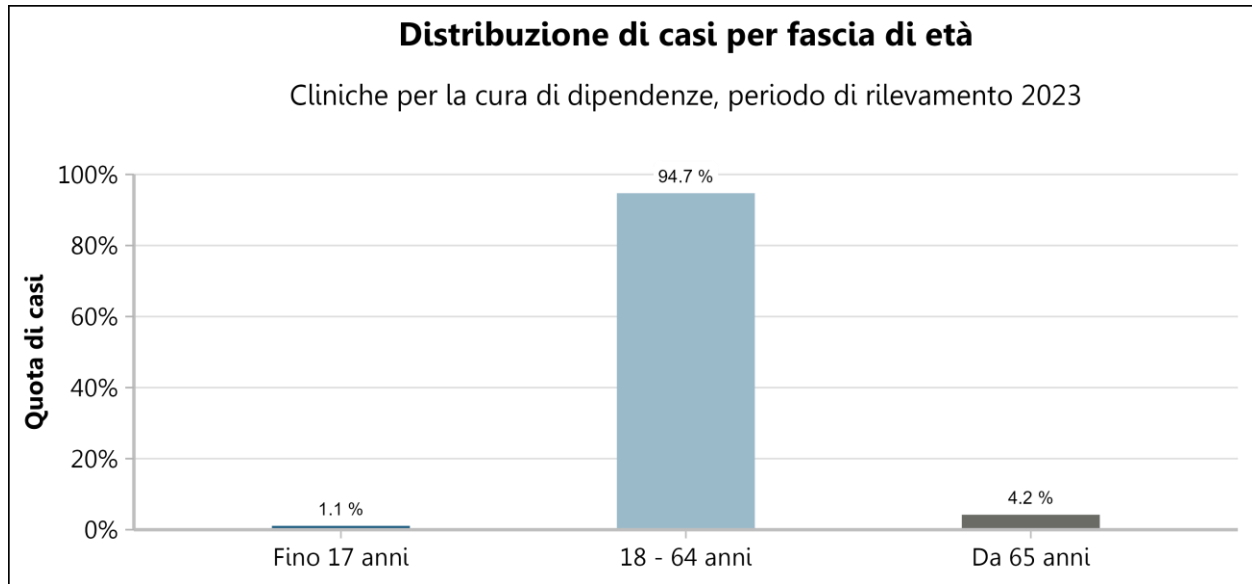


Figura 8: distribuzione dei casi per fascia di età nelle cliniche per la cura di dipendenze

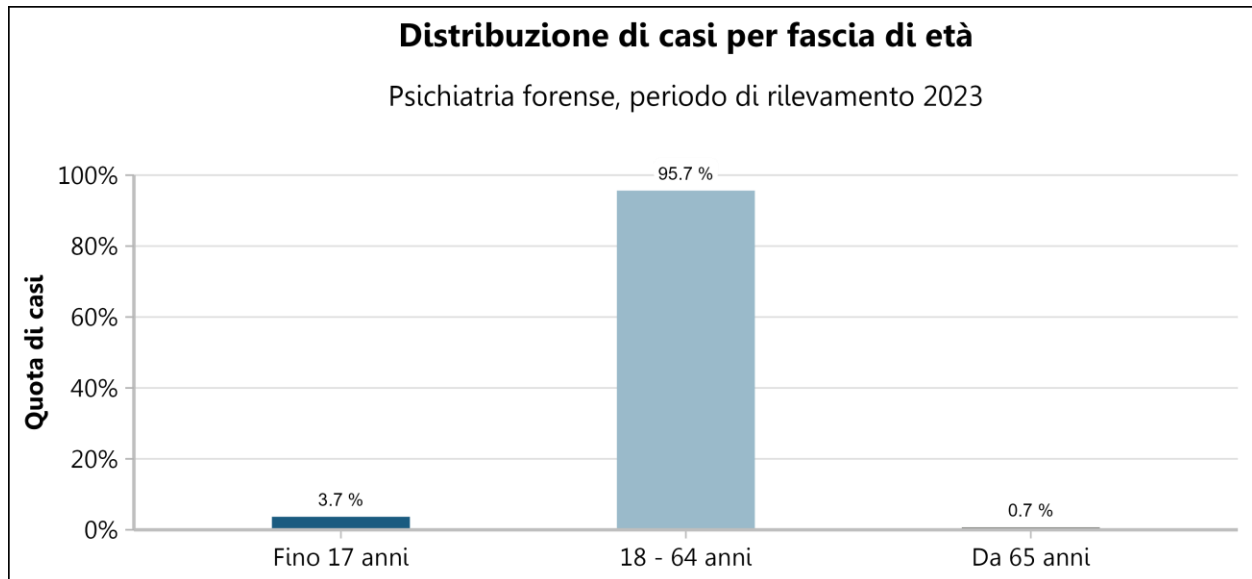


Figura 9: distribuzione dei casi per fascia di età nelle cliniche di psichiatria forense

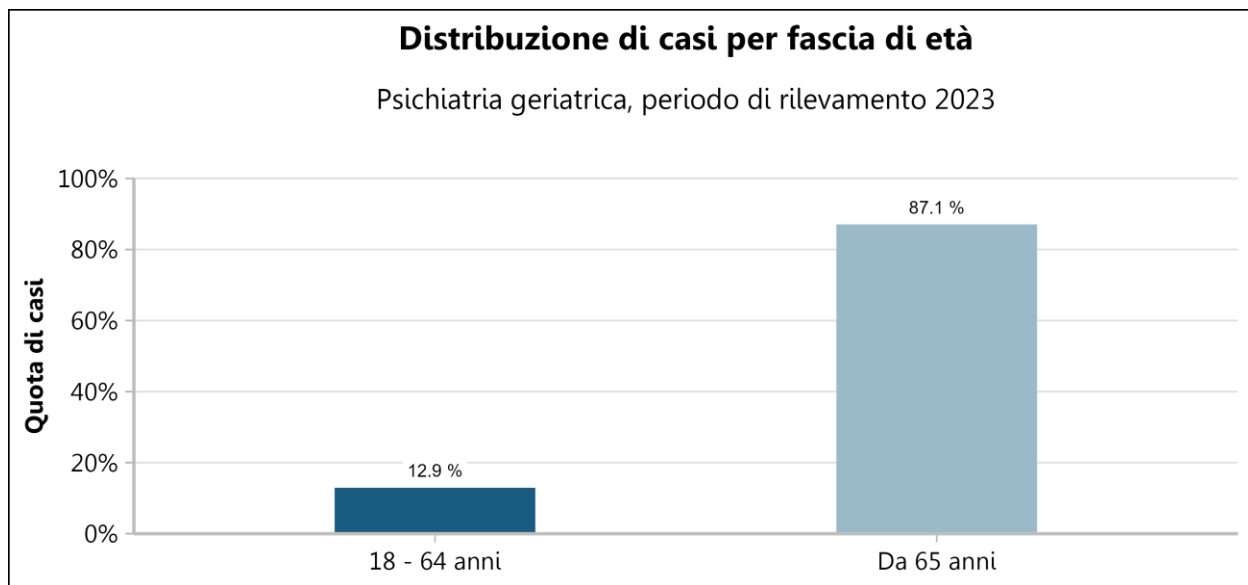


Figura 10: distribuzione dei casi per fascia di età nelle cliniche di psichiatria geriatrica

Clinica	Fino 17 anni		18 - 64 anni		Da 65 anni		Indicazione mancante		
	Casi	%	Casi	%	Casi	%	Casi	%	
Tutte le cliniche	997	1.1%	72394	82.6%	14224	16.2%	0	0.0%	
Fornitori di prestazioni di base e della medicina acuta	Totale	758	1.3%	56345	93.9%	2905	4.8%	0	0.0%
	03	1	0.0%	3628	99.7%	10	0.3%	0	0.0%
	06	6	0.7%	729	86.7%	106	12.6%	0	0.0%
	07	6	0.8%	622	80.5%	145	18.8%	0	0.0%
	08	4	0.2%	2471	96.3%	90	3.5%	0	0.0%
	12	0	0.0%	1166	91.5%	108	8.5%	0	0.0%
	13	1	0.0%	2374	97.5%	61	2.5%	0	0.0%
	17	2	0.2%	1194	93.6%	80	6.3%	0	0.0%
	18	0	0.0%	273	88.3%	36	11.7%	0	0.0%
	21	1	0.1%	1504	94.9%	79	5.0%	0	0.0%
	22	8	0.3%	2733	94.0%	165	5.7%	0	0.0%
	24	10	0.7%	1458	99.2%	2	0.1%	0	0.0%
	26	6	0.3%	2149	96.7%	67	3.0%	0	0.0%
	28	10	1.0%	1024	98.4%	7	0.7%	0	0.0%
	30	13	0.8%	1583	95.9%	55	3.3%	0	0.0%
	32	26	2.2%	1148	96.1%	21	1.8%	0	0.0%

Clinica	Fino 17 anni		18 - 64 anni		Da 65 anni		Indicazione mancante		
34	1	0.1%	1284	96.5%	45	3.4%	0	0.0%	
35	4	0.3%	1526	97.9%	29	1.9%	0	0.0%	
36	3	0.4%	597	80.3%	143	19.2%	0	0.0%	
37	4	0.2%	1798	92.7%	138	7.1%	0	0.0%	
39	38	1.9%	1970	97.1%	21	1.0%	0	0.0%	
40	1	0.1%	1342	99.9%	0	0.0%	0	0.0%	
42	67	6.7%	778	77.3%	161	16.0%	0	0.0%	
43	93	4.5%	1640	80.0%	316	15.4%	0	0.0%	
44	0	0.0%	337	72.9%	125	27.1%	0	0.0%	
46	226	11.9%	1656	86.9%	23	1.2%	0	0.0%	
48	4	0.5%	714	97.0%	18	2.4%	0	0.0%	
49	69	5.7%	1130	94.1%	2	0.2%	0	0.0%	
51	18	1.4%	1215	91.8%	91	6.9%	0	0.0%	
52	48	1.1%	4176	97.3%	66	1.5%	0	0.0%	
54	16	1.3%	1211	97.4%	16	1.3%	0	0.0%	
56	0	0.0%	2550	95.1%	131	4.9%	0	0.0%	
58	18	0.9%	1808	89.6%	191	9.5%	0	0.0%	
66	29	5.4%	395	72.9%	118	21.8%	0	0.0%	
70	0	0.0%	280	84.1%	53	15.9%	0	0.0%	
71	1	0.1%	856	98.7%	10	1.2%	0	0.0%	
73	0	0.0%	986	99.6%	4	0.4%	0	0.0%	
74	3	0.3%	841	94.2%	49	5.5%	0	0.0%	
82	12	0.8%	1493	97.3%	29	1.9%	0	0.0%	
83	0	0.0%	495	97.1%	15	2.9%	0	0.0%	
88	0	0.0%	122	100%	0	0.0%	0	0.0%	
99	0	0.0%	252	89.0%	31	11.0%	0	0.0%	
122	9	1.0%	837	93.6%	48	5.4%	0	0.0%	
Cliniche specializzate	Totale	183	1.4%	11354	86.3%	1614	12.3%	0	0.0%
	01	3	0.4%	617	82.9%	124	16.7%	0	0.0%
	02	44	5.9%	612	81.6%	94	12.5%	0	0.0%
	05	0	0.0%	301	96.8%	10	3.2%	0	0.0%
	10	8	11.6%	61	88.4%	0	0.0%	0	0.0%
	14	8	7.0%	105	91.3%	2	1.7%	0	0.0%
	15	1	0.5%	193	94.6%	10	4.9%	0	0.0%
	19	10	2.1%	417	86.7%	54	11.2%	0	0.0%
	23	0	0.0%	428	83.4%	85	16.6%	0	0.0%
	25	36	12.4%	252	86.6%	3	1.0%	0	0.0%
	27	0	0.0%	111	78.7%	30	21.3%	0	0.0%

Clinica	Fino 17 anni		18 - 64 anni		Da 65 anni		Indicazione mancante		
	Numero	Percentuale	Numero	Percentuale	Numero	Percentuale	Numero	Percentuale	
29	0	0.0%	384	97.7%	9	2.3%	0	0.0%	
33	6	1.6%	323	84.1%	55	14.3%	0	0.0%	
38	11	3.5%	271	87.1%	29	9.3%	0	0.0%	
45	0	0.0%	175	78.5%	48	21.5%	0	0.0%	
47	36	24.3%	111	75.0%	1	0.7%	0	0.0%	
50	6	1.0%	539	91.4%	45	7.6%	0	0.0%	
57	1	0.2%	638	97.6%	15	2.3%	0	0.0%	
59	0	0.0%	366	93.4%	26	6.6%	0	0.0%	
60	0	0.0%	247	74.4%	85	25.6%	0	0.0%	
61	0	0.0%	517	90.9%	52	9.1%	0	0.0%	
62	2	2.8%	69	97.2%	0	0.0%	0	0.0%	
63	0	0.0%	602	86.7%	92	13.3%	0	0.0%	
65	0	0.0%	150	72.8%	56	27.2%	0	0.0%	
67	0	0.0%	7	87.5%	1	12.5%	0	0.0%	
69	0	0.0%	689	86.7%	106	13.3%	0	0.0%	
72	0	0.0%	3	2.3%	125	97.7%	0	0.0%	
75	1	0.3%	326	97.6%	7	2.1%	0	0.0%	
76	1	0.2%	397	92.1%	33	7.7%	0	0.0%	
77	0	0.0%	157	94.6%	9	5.4%	0	0.0%	
79	1	0.3%	342	88.4%	44	11.4%	0	0.0%	
85	0	0.0%	36	94.7%	2	5.3%	0	0.0%	
86	0	0.0%	219	100%	0	0.0%	0	0.0%	
87	1	0.4%	214	96.0%	8	3.6%	0	0.0%	
92	0	0.0%	11	8.4%	120	91.6%	0	0.0%	
93	0	0.0%	331	86.2%	53	13.8%	0	0.0%	
94	0	0.0%	137	75.7%	44	24.3%	0	0.0%	
95	1	0.5%	175	85.0%	30	14.6%	0	0.0%	
96	0	0.0%	161	80.1%	40	19.9%	0	0.0%	
97	0	0.0%	374	88.2%	50	11.8%	0	0.0%	
98	6	1.9%	286	92.6%	17	5.5%	0	0.0%	
Cliniche per la cura di dipendenze	Totale	29	1.1%	2568	94.7%	114	4.2%	0	0.0%
	04	13	14.4%	76	84.4%	1	1.1%	0	0.0%
	11	0	0.0%	578	95.5%	27	4.5%	0	0.0%
	16	6	1.7%	342	96.1%	8	2.2%	0	0.0%
	20	0	0.0%	178	99.4%	1	0.6%	0	0.0%
	31	0	0.0%	72	84.7%	13	15.3%	0	0.0%
	53	2	0.9%	230	98.7%	1	0.4%	0	0.0%

	Clinica	Fino 17 anni		18 - 64 anni		Da 65 anni		Indicazione mancante	
	55	0	0.0%	672	94.0%	43	6.0%	0	0.0%
	78	0	0.0%	159	97.0%	5	3.0%	0	0.0%
	89	5	7.1%	65	92.9%	0	0.0%	0	0.0%
	90	3	7.3%	38	92.7%	0	0.0%	0	0.0%
	121	0	0.0%	158	91.3%	15	8.7%	0	0.0%
Psichiatria forense	Totale	27	3.7%	703	95.6%	5	0.7%	0	0.0%
	101	0	0.0%	75	100%	0	0.0%	0	0.0%
	102	0	0.0%	288	99.7%	1	0.3%	0	0.0%
	103	0	0.0%	14	93.3%	1	6.7%	0	0.0%
	104	23	36.5%	40	63.5%	0	0.0%	0	0.0%
	105	1	2.1%	46	95.8%	1	2.1%	0	0.0%
	106	3	2.8%	105	96.3%	1	0.9%	0	0.0%
	107	0	0.0%	114	99.1%	1	0.9%	0	0.0%
	109	0	0.0%	21	100%	0	0.0%	0	0.0%
Psichiatria geriatrica	Totale	0	0.0%	1424	12.9%	9586	87.1%	0	0.0%
	501	0	0.0%	7	8.0%	80	92.0%	0	0.0%
	502	0	0.0%	3	0.8%	370	99.2%	0	0.0%
	503	0	0.0%	5	2.5%	192	97.5%	0	0.0%
	504	0	0.0%	2	1.2%	160	98.8%	0	0.0%
	505	0	0.0%	234	35.7%	421	64.3%	0	0.0%
	506	0	0.0%	25	7.6%	304	92.4%	0	0.0%
	507	0	0.0%	11	7.1%	145	92.9%	0	0.0%
	508	0	0.0%	12	3.7%	310	96.3%	0	0.0%
	509	0	0.0%	29	5.3%	517	94.7%	0	0.0%
	510	0	0.0%	16	5.8%	261	94.2%	0	0.0%
	511	0	0.0%	21	6.0%	328	94.0%	0	0.0%
	512	0	0.0%	188	34.9%	350	65.1%	0	0.0%
	513	0	0.0%	95	21.5%	346	78.5%	0	0.0%
	514	0	0.0%	19	2.1%	871	97.9%	0	0.0%
	515	0	0.0%	38	15.1%	214	84.9%	0	0.0%
	516	0	0.0%	18	2.8%	622	97.2%	0	0.0%
	517	0	0.0%	60	9.9%	546	90.1%	0	0.0%
	518	0	0.0%	23	6.2%	346	93.8%	0	0.0%
	519	0	0.0%	32	11.3%	250	88.7%	0	0.0%
	520	0	0.0%	39	12.1%	283	87.9%	0	0.0%
	521	0	0.0%	103	24.0%	326	76.0%	0	0.0%
	522	0	0.0%	200	41.9%	277	58.1%	0	0.0%
	523	0	0.0%	42	14.1%	256	85.9%	0	0.0%

Clinica	Fino 17 anni		18 - 64 anni		Da 65 anni		Indicazione mancante	
	Casi	%	Casi	%	Casi	%	Casi	%
524	0	0.0%	10	2.5%	395	97.5%	0	0.0%
525	0	0.0%	9	2.1%	425	97.9%	0	0.0%
526	0	0.0%	58	21.8%	208	78.2%	0	0.0%
527	0	0.0%	18	8.7%	189	91.3%	0	0.0%
528	0	0.0%	71	25.2%	211	74.8%	0	0.0%
529	0	0.0%	23	16.1%	120	83.9%	0	0.0%
530	0	0.0%	13	4.7%	263	95.3%	0	0.0%

Tabella 2: distribuzione dei casi per fascia di età nelle cliniche

1.3 Sesso

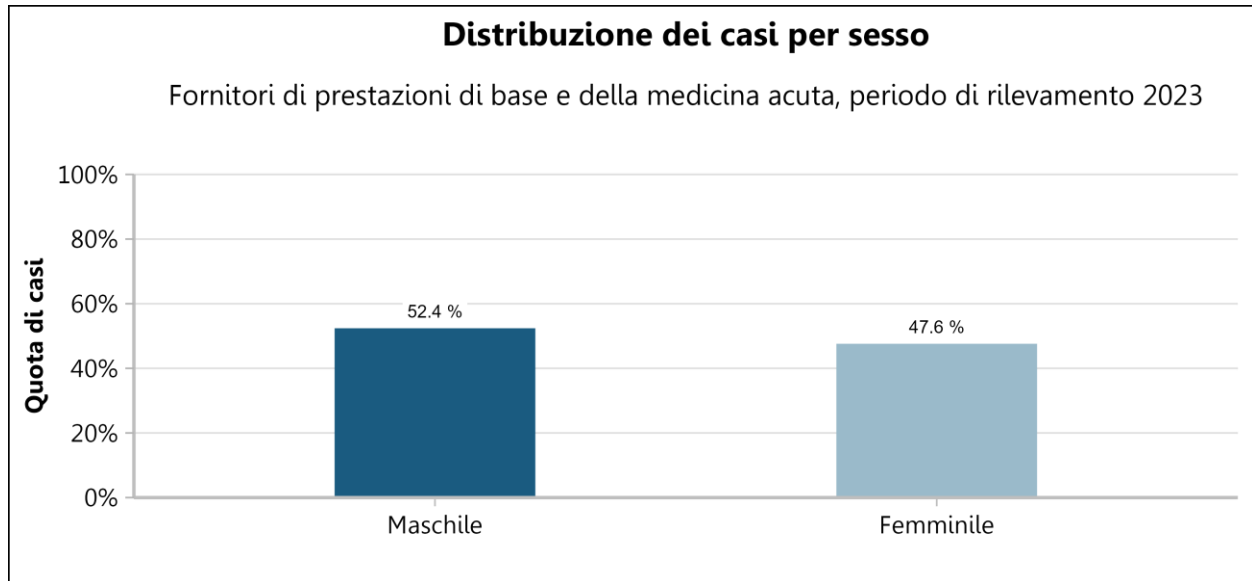


Figura 11: distribuzione dei casi per sesso nei fornitori di prestazioni di base e della medicina acuta

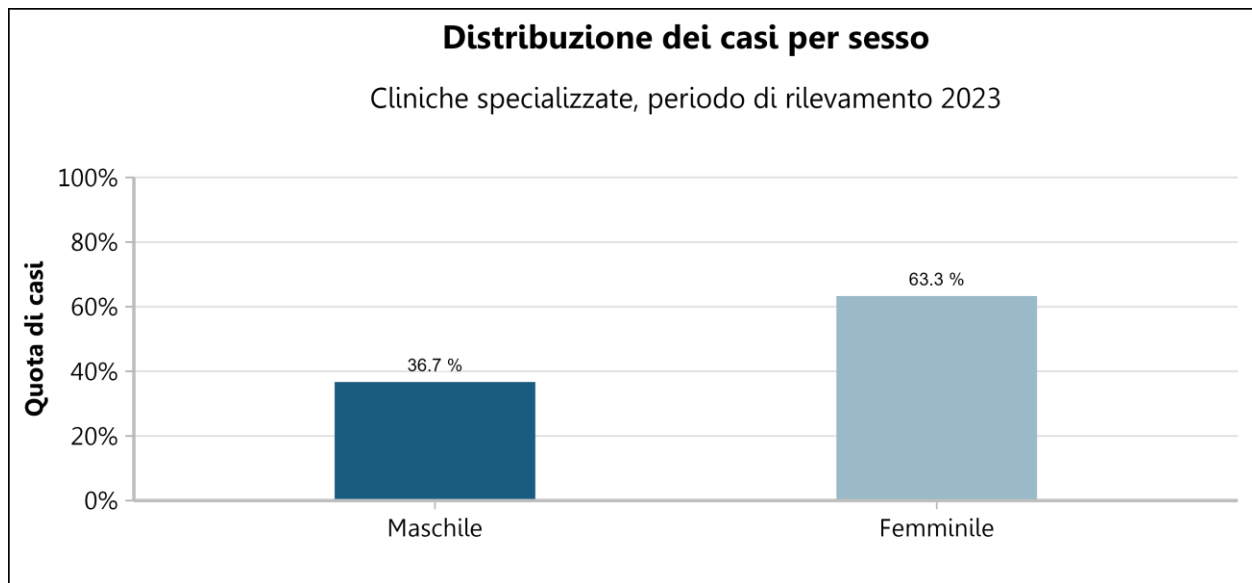


Figura 12: distribuzione dei casi per sesso nelle cliniche specializzate

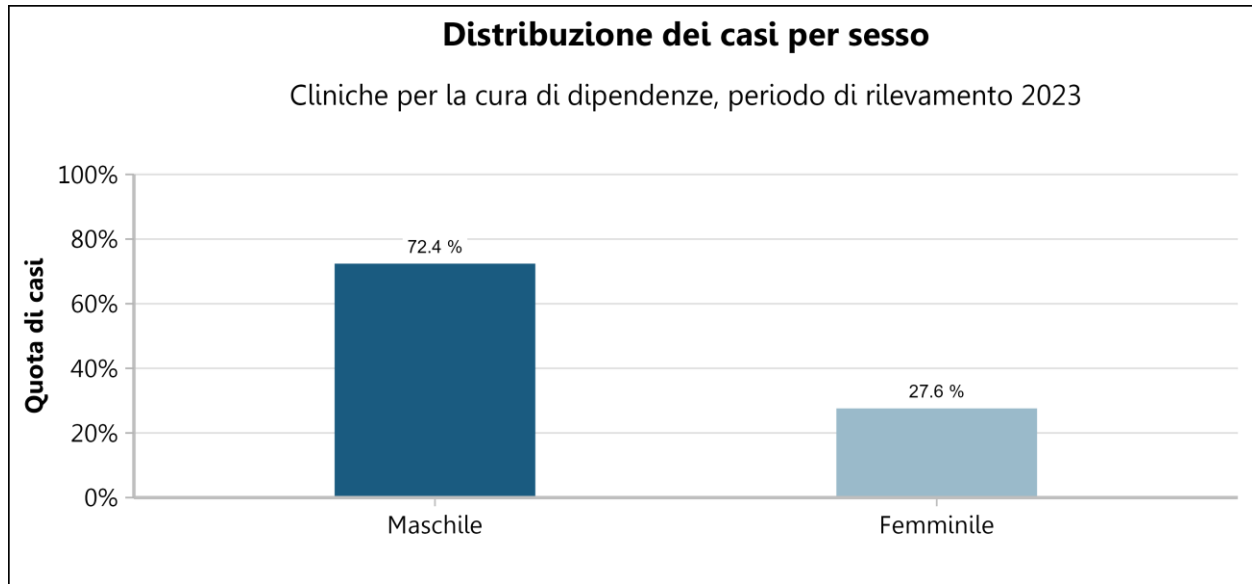


Figura 13: distribuzione dei casi per sesso nelle cliniche per la cura di dipendenze

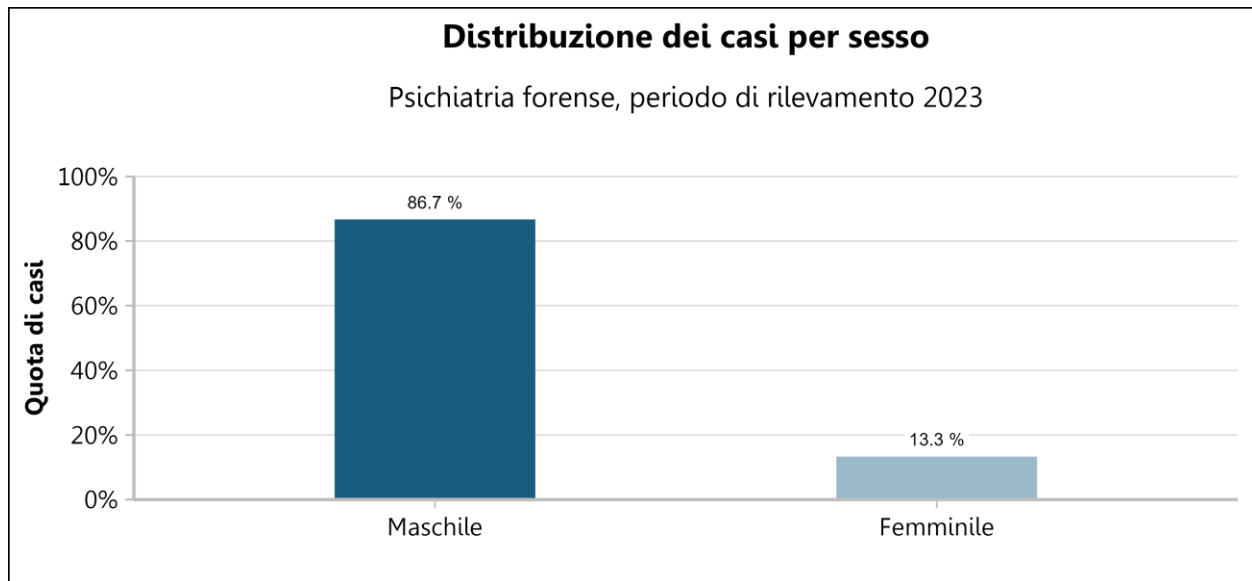


Figura 14: distribuzione dei casi per sesso nelle cliniche di psichiatria forense

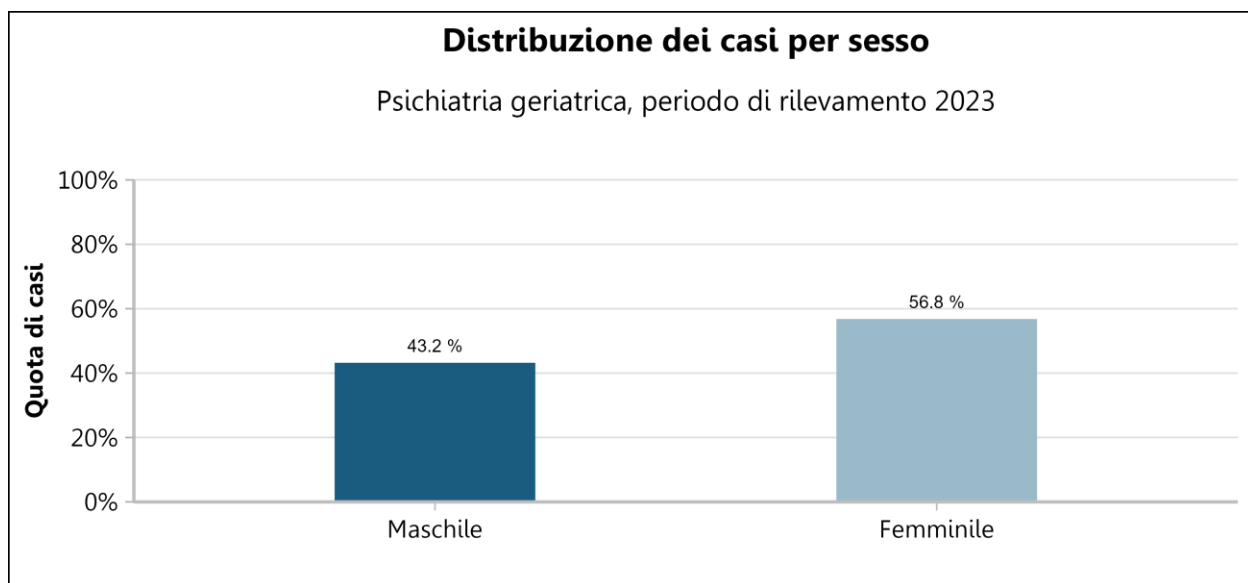


Figura 15: distribuzione dei casi per sesso nelle cliniche di psichiatria geriatrica

Clinica	Maschile	Femminile	Indicazione mancante
Tutte le cliniche	43622	43992	1
	49.8%	50.2%	0.0%
Fornitori di prestazioni di base e della medicina acuta			
Totale	31444	28563	1
	52.4%	47.6%	0.0%
03	2076	1563	0
	57.0%	43.0%	0.0%
06	459	382	0
	54.6%	45.4%	0.0%
07	404	369	0
	52.3%	47.7%	0.0%
08	1451	1114	0
	56.6%	43.4%	0.0%
12	485	789	0
	38.1%	61.9%	0.0%
13	1371	1065	0
	56.3%	43.7%	0.0%
17	657	619	0
	51.5%	48.5%	0.0%
18	120	189	0
	38.8%	61.2%	0.0%
21	888	696	0
	56.1%	43.9%	0.0%
22	1531	1375	0
	52.7%	47.3%	0.0%
24	744	726	0
	50.6%	49.4%	0.0%
26	1072	1150	0
	48.2%	51.8%	0.0%
28	544	497	0
	52.3%	47.7%	0.0%
30	942	709	0
	57.1%	42.9%	0.0%
32	598	597	0
	50.0%	50.0%	0.0%

	Clinica	Maschile	Femminile		Indicazione mancante		
	34	782	58.8%	548	41.2%	0	0.0%
	35	925	59.3%	634	40.7%	0	0.0%
	36	355	47.8%	388	52.2%	0	0.0%
	37	1007	51.9%	933	48.1%	0	0.0%
	39	1104	54.4%	925	45.6%	0	0.0%
	40	614	45.7%	728	54.2%	1	0.1%
	42	430	42.7%	576	57.3%	0	0.0%
	43	1186	57.9%	863	42.1%	0	0.0%
	44	220	47.6%	242	52.4%	0	0.0%
	46	969	50.9%	936	49.1%	0	0.0%
	48	381	51.8%	355	48.2%	0	0.0%
	49	526	43.8%	675	56.2%	0	0.0%
	51	752	56.8%	572	43.2%	0	0.0%
	52	2383	55.5%	1907	44.5%	0	0.0%
	54	678	54.5%	565	45.5%	0	0.0%
	56	1327	49.5%	1354	50.5%	0	0.0%
	58	1002	49.7%	1015	50.3%	0	0.0%
	66	273	50.4%	269	49.6%	0	0.0%
	70	124	37.2%	209	62.8%	0	0.0%
	71	465	53.6%	402	46.4%	0	0.0%
	73	478	48.3%	512	51.7%	0	0.0%
	74	462	51.7%	431	48.3%	0	0.0%
	82	872	56.8%	662	43.2%	0	0.0%
	83	229	44.9%	281	55.1%	0	0.0%
	88	61	50.0%	61	50.0%	0	0.0%
	99	108	38.2%	175	61.8%	0	0.0%
	122	389	43.5%	505	56.5%	0	0.0%
Cliniche specializzate	Totale	4824	36.7%	8327	63.3%	0	0.0%
	01	243	32.7%	501	67.3%	0	0.0%
	02	248	33.1%	502	66.9%	0	0.0%
	05	203	65.3%	108	34.7%	0	0.0%
	10	47	68.1%	22	31.9%	0	0.0%
	14	0	0.0%	115	100%	0	0.0%
	15	102	50.0%	102	50.0%	0	0.0%
	19	182	37.8%	299	62.2%	0	0.0%
	23	165	32.2%	348	67.8%	0	0.0%
	25	133	45.7%	158	54.3%	0	0.0%
	27	74	52.5%	67	47.5%	0	0.0%

Clinica	Maschile	Femminile	Indicazione mancante	
29	176 44.8%	217 55.2%	0 0.0%	
33	192 50.0%	192 50.0%	0 0.0%	
38	64 20.6%	247 79.4%	0 0.0%	
45	95 42.6%	128 57.4%	0 0.0%	
47	12 8.1%	136 91.9%	0 0.0%	
50	0 0.0%	590 100%	0 0.0%	
57	260 39.8%	394 60.2%	0 0.0%	
59	126 32.1%	266 67.9%	0 0.0%	
60	66 19.9%	266 80.1%	0 0.0%	
61	195 34.3%	374 65.7%	0 0.0%	
62	8 11.3%	63 88.7%	0 0.0%	
63	267 38.5%	427 61.5%	0 0.0%	
65	84 40.8%	122 59.2%	0 0.0%	
67	3 37.5%	5 62.5%	0 0.0%	
69	318 40.0%	477 60.0%	0 0.0%	
72	57 44.5%	71 55.5%	0 0.0%	
75	135 40.4%	199 59.6%	0 0.0%	
76	241 55.9%	190 44.1%	0 0.0%	
77	85 51.2%	81 48.8%	0 0.0%	
79	140 36.2%	247 63.8%	0 0.0%	
85	10 26.3%	28 73.7%	0 0.0%	
86	110 50.2%	109 49.8%	0 0.0%	
87	95 42.6%	128 57.4%	0 0.0%	
92	46 35.1%	85 64.9%	0 0.0%	
93	152 39.6%	232 60.4%	0 0.0%	
94	72 39.8%	109 60.2%	0 0.0%	
95	73 35.4%	133 64.6%	0 0.0%	
96	90 44.8%	111 55.2%	0 0.0%	
97	149 35.1%	275 64.9%	0 0.0%	
98	106 34.3%	203 65.7%	0 0.0%	
Cliniche per la cura di dipendenze	Totale	1962 72.4%	749 27.6%	0 0.0%
04	63 70.0%	27 30.0%	0 0.0%	
11	431 71.2%	174 28.8%	0 0.0%	
16	269 75.6%	87 24.4%	0 0.0%	
20	152 84.9%	27 15.1%	0 0.0%	
31	56 65.9%	29 34.1%	0 0.0%	
53	189 81.1%	44 18.9%	0 0.0%	

	Clinica		Maschile		Femminile		Indicazione mancante
	55	485	67.8%	230	32.2%	0	0.0%
	78	112	68.3%	52	31.7%	0	0.0%
	89	52	74.3%	18	25.7%	0	0.0%
	90	33	80.5%	8	19.5%	0	0.0%
	121	120	69.4%	53	30.6%	0	0.0%
Psichiatria forense	Totale	637	86.7%	98	13.3%	0	0.0%
	101	73	97.3%	2	2.7%	0	0.0%
	102	237	82.0%	52	18.0%	0	0.0%
	103	11	73.3%	4	26.7%	0	0.0%
	104	52	82.5%	11	17.5%	0	0.0%
	105	42	87.5%	6	12.5%	0	0.0%
	106	101	92.7%	8	7.3%	0	0.0%
	107	104	90.4%	11	9.6%	0	0.0%
	109	17	81.0%	4	19.0%	0	0.0%
Psichiatria geriatrica	Totale	4755	43.2%	6255	56.8%	0	0.0%
	501	32	36.8%	55	63.2%	0	0.0%
	502	164	44.0%	209	56.0%	0	0.0%
	503	89	45.2%	108	54.8%	0	0.0%
	504	60	37.0%	102	63.0%	0	0.0%
	505	268	40.9%	387	59.1%	0	0.0%
	506	138	41.9%	191	58.1%	0	0.0%
	507	67	42.9%	89	57.1%	0	0.0%
	508	120	37.3%	202	62.7%	0	0.0%
	509	194	35.5%	352	64.5%	0	0.0%
	510	114	41.2%	163	58.8%	0	0.0%
	511	147	42.1%	202	57.9%	0	0.0%
	512	257	47.8%	281	52.2%	0	0.0%
	513	167	37.9%	274	62.1%	0	0.0%
	514	375	42.1%	515	57.9%	0	0.0%
	515	114	45.2%	138	54.8%	0	0.0%
	516	253	39.5%	387	60.5%	0	0.0%
	517	283	46.7%	323	53.3%	0	0.0%
	518	190	51.5%	179	48.5%	0	0.0%
	519	127	45.0%	155	55.0%	0	0.0%
	520	164	50.9%	158	49.1%	0	0.0%
	521	205	47.8%	224	52.2%	0	0.0%
	522	223	46.8%	254	53.2%	0	0.0%
	523	129	43.3%	169	56.7%	0	0.0%

Clinica	Maschile	Femminile	Indicazione mancante
524	176 43.5%	229 56.5%	0 0.0%
525	184 42.4%	250 57.6%	0 0.0%
526	124 46.6%	142 53.4%	0 0.0%
527	73 35.3%	134 64.7%	0 0.0%
528	124 44.0%	158 56.0%	0 0.0%
529	59 41.3%	84 58.7%	0 0.0%
530	135 48.9%	141 51.1%	0 0.0%

Tabella 3: distribuzione dei casi per sesso nelle cliniche

1.4 Diagnosi principali

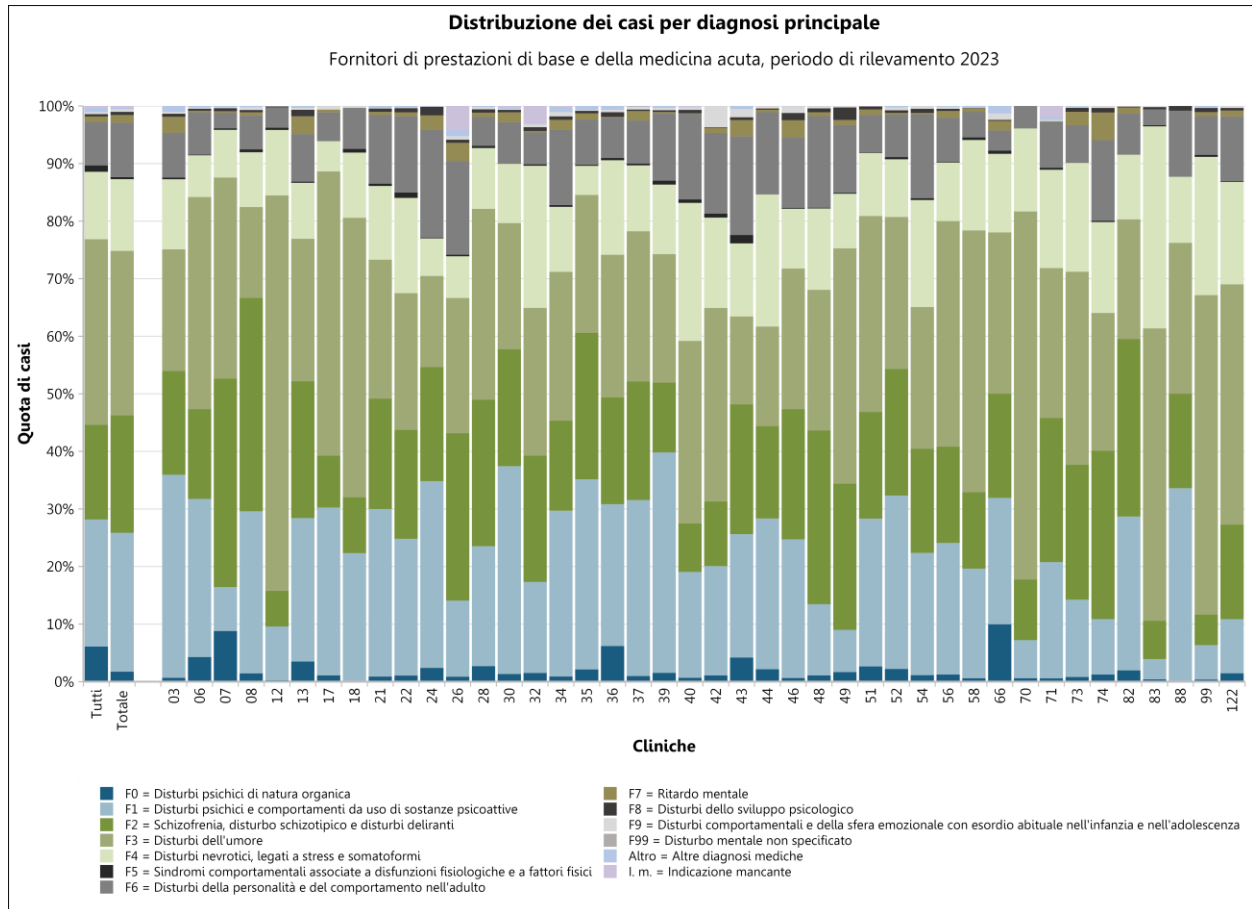


Figura 16: distribuzione dei casi per diagnosi principale nei fornitori di prestazioni di base e della medicina acuta

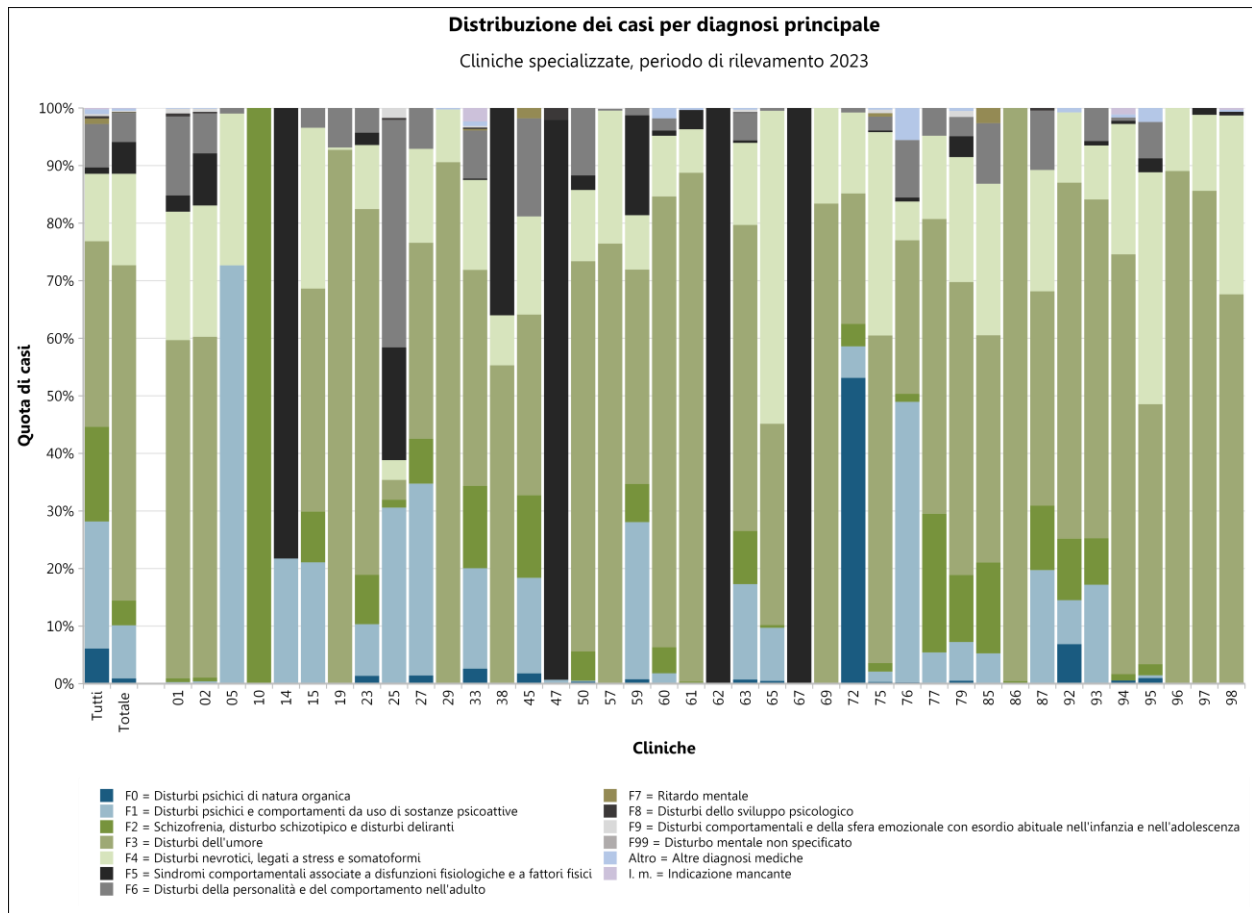


Figura 17: distribuzione dei casi per diagnosi principale nelle cliniche specializzate

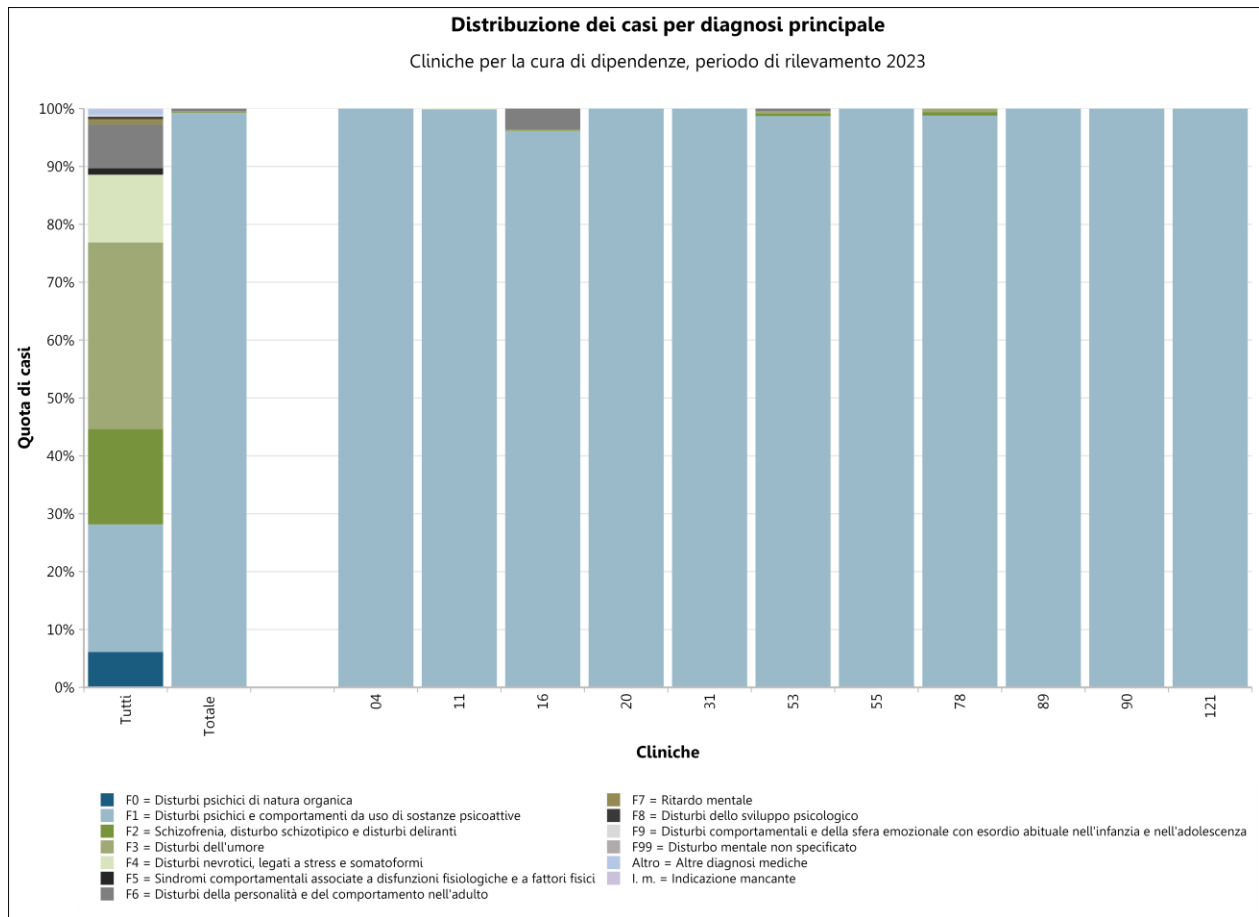


Figura 18: distribuzione dei casi per diagnosi principale nelle cliniche per la cura di dipendenze

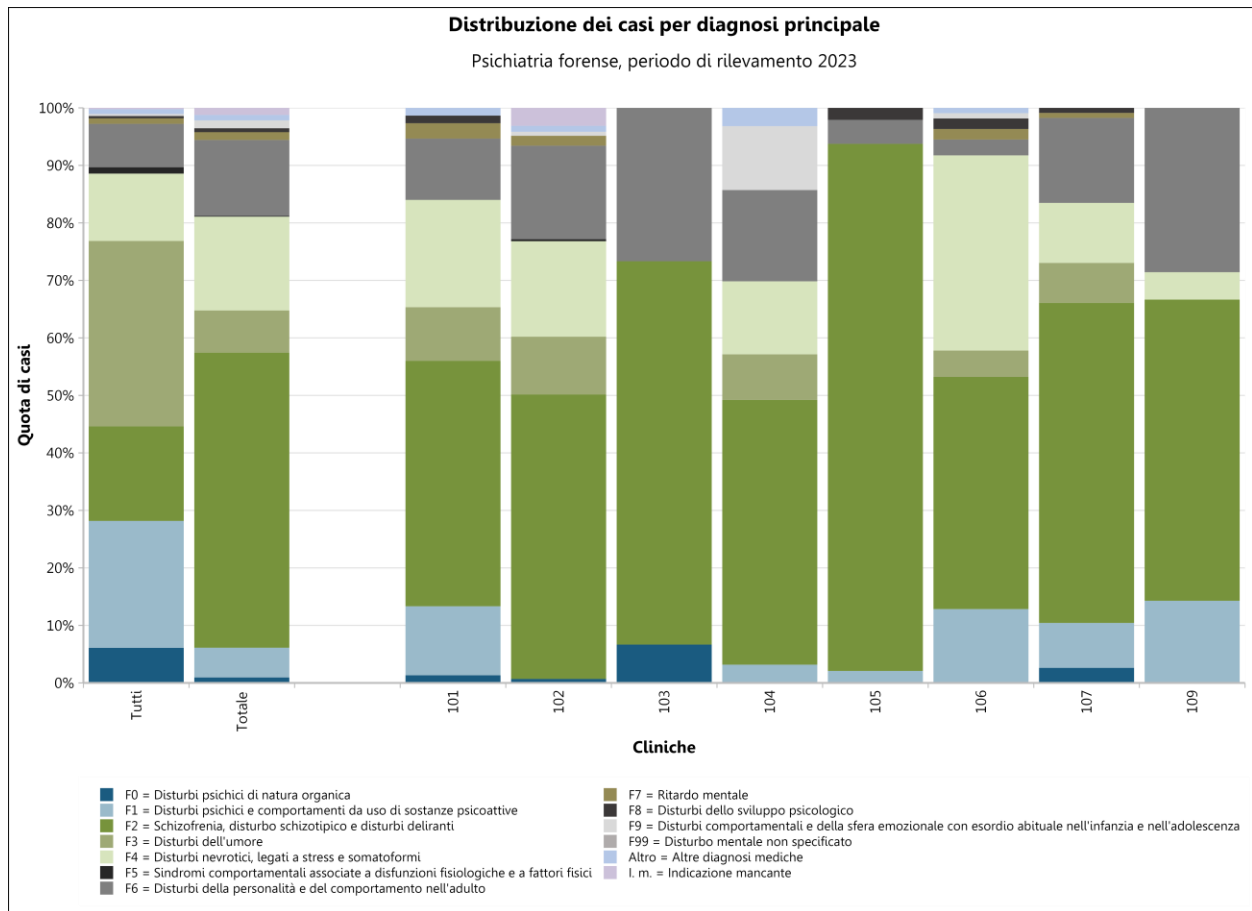


Figura 19: distribuzione dei casi per diagnosi principale nelle cliniche di psichiatria forense

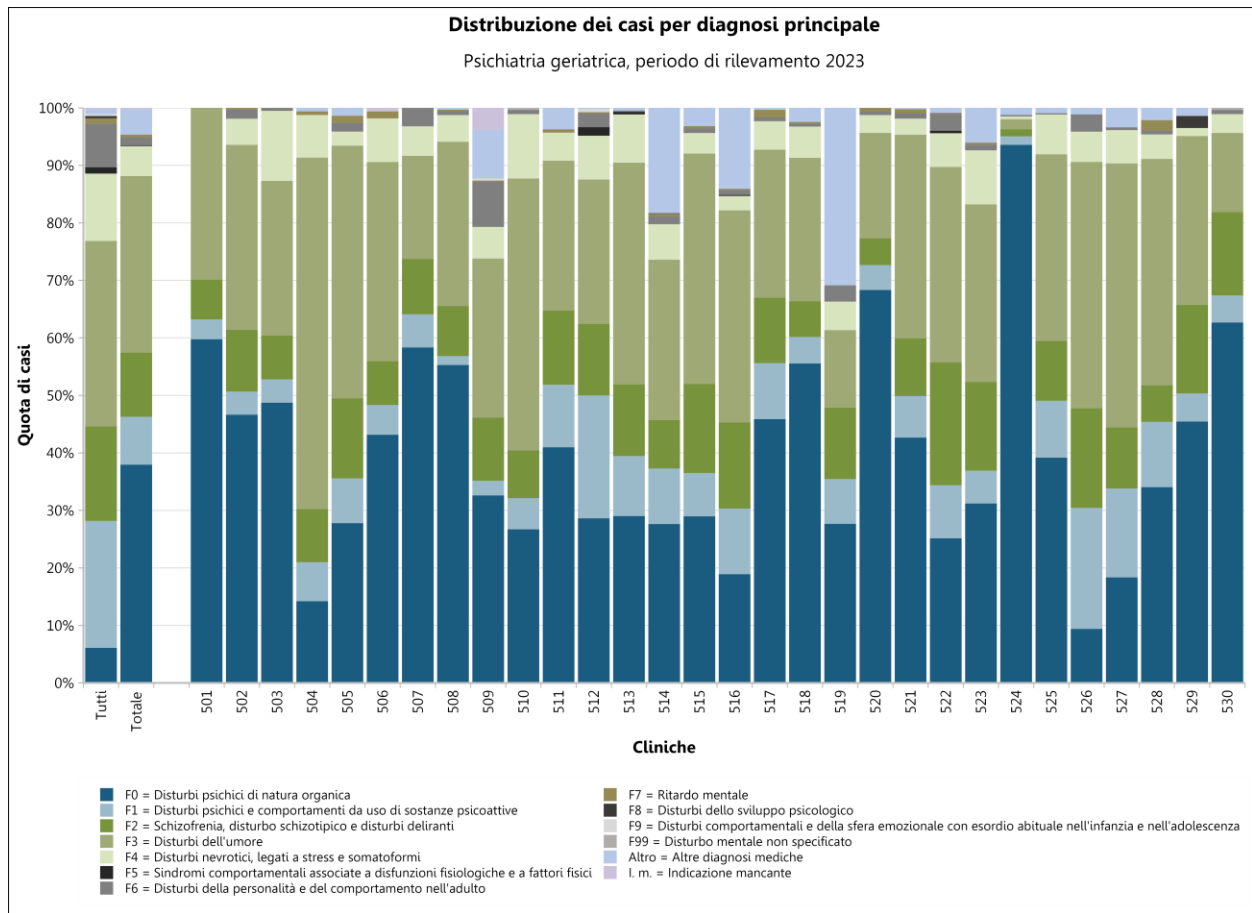


Figura 20: distribuzione dei casi per diagnosi principale nelle cliniche di psichiatria forense

Clinica	F0	F1	F2	F3	F4	F5	F6	F7, F8, F9, F99	Altre diagnosi mediche	Indicazione mancante	
Tutte le cliniche	5351	19332	14417	28237	10267	953	6630	1508	720	200	
Fornitori di prestazioni di base e della medicina acuta	Totale	1046	14472	12246	17139	7479	214	5697	1379	180	156
	03	24	1284	656	769	443	11	282	133	37	0
	06	36	231	131	310	61	1	62	7	2	0
	07	68	59	280	270	64	2	21	7	2	0
	08	37	722	951	405	244	13	150	38	5	0
	12	3	119	79	875	145	5	45	3	0	0
	13	85	607	579	603	237	5	201	111	8	0
	17	14	372	115	630	67	0	64	14	0	0
	18	0	69	30	150	35	2	22	1	0	0
	21	14	461	304	382	203	6	189	19	6	0
	22	31	690	550	690	481	27	385	44	8	0
	24	35	477	291	233	96	2	276	59	1	0
	26	19	294	646	522	161	6	362	96	23	93
	28	28	217	265	345	110	4	52	18	2	0
	30	22	596	335	362	170	0	120	38	3	5
	32	18	189	262	307	295	3	66	17	1	37
	34	12	383	208	344	150	4	174	41	12	2
	35	33	515	397	373	79	3	122	26	11	0
	36	46	183	138	184	122	3	52	10	5	0
	37	19	593	400	506	222	6	145	48	1	0
	39	31	777	246	453	245	14	236	20	7	0
	40	9	247	113	426	322	8	200	15	1	2
	42	11	191	113	338	158	7	141	47	0	0
	43	86	439	462	313	260	30	351	97	11	0
	44	10	121	74	80	106	0	66	5	0	0
	46	12	459	431	465	198	3	232	104	1	0
	48	8	91	222	180	104	1	117	13	0	0
	49	20	88	305	491	114	2	141	40	0	0
	51	35	340	245	451	145	1	86	21	0	0
	52	95	1292	944	1132	430	16	315	56	10	0
	54	14	264	225	306	231	4	181	18	0	0

Clinica	F0	F1	F2	F3	F4	F5	F6	F7, F8, F9, F99	Altre diagnosi mediche	Indicazione mancante	
	56	33	613	449	1050	273	4	205	51	3	0
	58	12	384	268	917	317	9	89	14	7	0
	66	54	119	98	152	74	3	19	16	7	0
	70	2	22	35	213	48	0	13	0	0	0
	71	5	175	217	226	148	3	69	3	4	17
	73	8	133	232	332	187	0	65	32	1	0
	74	11	86	261	214	141	2	125	53	0	0
	82	30	410	473	319	173	1	108	20	0	0
	83	2	18	34	259	179	1	14	3	0	0
	88	0	41	20	32	14	0	14	1	0	0
	99	1	17	15	157	68	1	19	4	1	0
	122	13	84	147	373	159	1	101	16	0	0
Cliniche specializzate	Totale	120	1213	566	7659	2091	725	667	47	51	12
	01	1	1	5	437	166	21	102	10	1	0
	02	1	2	5	444	171	68	52	6	1	0
	05	0	226	0	0	82	0	3	0	0	0
	10	0	0	69	0	0	0	0	0	0	0
	14	0	25	0	0	0	90	0	0	0	0
	15	0	43	18	79	57	0	7	0	0	0
	19	0	0	0	446	2	0	33	0	0	0
	23	7	46	44	326	57	11	22	0	0	0
	25	0	89	4	10	10	57	115	6	0	0
	27	2	47	11	48	23	0	10	0	0	0
	29	0	0	0	356	36	0	0	0	1	0
	33	10	67	55	144	60	1	32	3	3	9
	38	0	0	0	172	27	112	0	0	0	0
	45	4	37	32	70	38	0	38	4	0	0
	47	0	1	0	0	0	144	0	3	0	0
	50	2	1	30	400	73	15	69	0	0	0
	57	0	0	1	499	151	0	2	1	0	0
	59	3	107	26	146	37	68	5	0	0	0
	60	0	6	15	260	35	3	7	0	6	0
	61	0	0	2	503	43	19	0	0	2	0
	62	0	0	0	0	0	71	0	0	0	0
	63	5	115	64	369	99	3	33	4	2	0

Clinica	F0	F1	F2	F3	F4	F5	F6	F7, F8, F9, F99	Altre diagnosi mediche	Indicazione mancante
65	1	19	1	72	112	0	1	0	0	0
67	0	0	0	0	0	8	0	0	0	0
69	0	0	0	663	132	0	0	0	0	0
72	68	7	5	29	18	0	1	0	0	0
75	1	6	5	190	118	1	8	4	1	0
76	1	210	6	115	29	3	43	0	24	0
77	0	9	40	85	24	0	8	0	0	0
79	2	26	45	197	84	14	13	4	2	0
85	0	2	6	15	10	0	4	1	0	0
86	0	0	1	218	0	0	0	0	0	0
87	0	44	25	83	47	0	23	1	0	0
92	9	10	14	81	16	0	0	0	1	0
93	0	66	31	226	36	3	22	0	0	0
94	1	0	2	132	41	1	1	0	1	2
95	2	1	4	93	83	5	13	0	5	0
96	0	0	0	179	22	0	0	0	0	0
97	0	0	0	363	56	5	0	0	0	0
98	0	0	0	209	96	2	0	0	1	1
Cliniche per la cura di dipendenze	Totale	0	2691	2	3	1	0	14	0	0
04	0	90	0	0	0	0	0	0	0	0
11	0	604	0	0	1	0	0	0	0	0
16	0	342	0	1	0	0	13	0	0	0
20	0	179	0	0	0	0	0	0	0	0
31	0	85	0	0	0	0	0	0	0	0
53	0	230	1	1	0	0	1	0	0	0
55	0	715	0	0	0	0	0	0	0	0
78	0	162	1	1	0	0	0	0	0	0
89	0	70	0	0	0	0	0	0	0	0
90	0	41	0	0	0	0	0	0	0	0
121	0	173	0	0	0	0	0	0	0	0
Psichiatria forense	Totale	7	38	377	54	120	1	97	25	7
101	1	9	32	7	14	0	8	3	1	0
102	2	0	143	29	48	1	47	7	3	9
103	1	0	10	0	0	0	4	0	0	0

	Clinica	F0	F1	F2	F3	F4	F5	F6	F7, F8, F9, F99	Altre diagnosi mediche	Indicazione mancante	
		104	0	2	29	5	8	0	10	7	2	0
		105	0	1	44	0	0	0	2	1	0	0
		106	0	14	44	5	37	0	3	5	1	0
		107	3	9	64	8	12	0	17	2	0	0
		109	0	3	11	0	1	0	6	0	0	0
Psichiatria geriatrica	Totale	4178	918	1226	3382	576	13	155	57	482	23	
		501	52	3	6	26	0	0	0	0	0	0
		502	174	15	40	120	17	0	6	1	0	0
		503	96	8	15	53	24	0	1	0	0	0
		504	23	11	15	99	12	0	0	1	1	0
		505	182	51	91	288	16	0	10	8	9	0
		506	142	17	25	114	25	0	0	4	0	2
		507	91	9	15	28	8	0	5	0	0	0
		508	178	5	28	92	15	0	2	1	1	0
		509	178	14	60	151	30	0	43	3	46	21
		510	74	15	23	131	31	0	2	1	0	0
		511	143	38	45	91	17	0	0	2	13	0
		512	154	115	67	135	41	8	13	4	1	0
		513	128	46	55	170	37	2	1	0	2	0
		514	246	86	75	248	55	0	12	5	163	0
		515	73	19	39	101	9	0	2	1	8	0
		516	121	73	96	236	16	1	6	1	90	0
		517	278	59	69	156	30	0	4	8	2	0
		518	205	17	23	92	20	0	2	1	9	0
		519	78	22	35	38	14	0	8	0	87	0
		520	220	14	15	59	10	0	2	2	0	0
		521	183	31	43	152	12	0	4	3	1	0
		522	120	44	102	162	28	2	14	1	4	0
		523	93	17	46	92	28	0	3	1	18	0
		524	379	6	5	7	2	0	1	0	5	0
		525	170	43	45	141	30	0	1	0	4	0
		526	25	56	46	114	14	0	8	0	3	0
		527	38	32	22	95	12	0	1	0	7	0
		528	96	32	18	111	12	0	2	5	6	0
		529	65	7	22	42	2	0	0	3	2	0

Clinica	F0	F1	F2	F3	F4	F5	F6	F7, F8, F9, F99	Altre diagnosi mediche	Indicazione mancante
530	173	13	40	38	9	0	2	1	0	0

Tabella 4: distribuzione dei casi per diagnosi principale nelle cliniche (numero di casi)

Clinica	F0	F1	F2	F3	F4	F5	F6	F7, F8, F9, F99	Altre diagnosi mediche	Indicazione mancante
Tutte le cliniche	6.1%	22.1%	16.5%	32.2%	11.7%	1.1%	7.6%	1.7%	0.8%	0.2%
Fornitori di prestazioni di base e della medicina acuta										
Totale	1.7%	24.1%	20.4%	28.6%	12.5%	0.4%	9.5%	2.3%	0.3%	0.3%
03	0.7%	35.3%	18.0%	21.1%	12.2%	0.3%	7.7%	3.7%	1.0%	0.0%
06	4.3%	27.5%	15.6%	36.9%	7.3%	0.1%	7.4%	0.8%	0.2%	0.0%
07	8.8%	7.6%	36.2%	34.9%	8.3%	0.3%	2.7%	0.9%	0.3%	0.0%
08	1.4%	28.1%	37.1%	15.8%	9.5%	0.5%	5.8%	1.5%	0.2%	0.0%
12	0.2%	9.3%	6.2%	68.7%	11.4%	0.4%	3.5%	0.2%	0.0%	0.0%
13	3.5%	24.9%	23.8%	24.8%	9.7%	0.2%	8.3%	4.6%	0.3%	0.0%
17	1.1%	29.2%	9.0%	49.4%	5.3%	0.0%	5.0%	1.1%	0.0%	0.0%
18	0.0%	22.3%	9.7%	48.5%	11.3%	0.6%	7.1%	0.3%	0.0%	0.0%
21	0.9%	29.1%	19.2%	24.1%	12.8%	0.4%	11.9%	1.2%	0.4%	0.0%
22	1.1%	23.7%	18.9%	23.7%	16.6%	0.9%	13.2%	1.5%	0.3%	0.0%
24	2.4%	32.4%	19.8%	15.9%	6.5%	0.1%	18.8%	4.0%	0.1%	0.0%
26	0.9%	13.2%	29.1%	23.5%	7.2%	0.3%	16.3%	4.3%	1.0%	4.2%
28	2.7%	20.8%	25.5%	33.1%	10.6%	0.4%	5.0%	1.7%	0.2%	0.0%
30	1.3%	36.1%	20.3%	21.9%	10.3%	0.0%	7.3%	2.3%	0.2%	0.3%
32	1.5%	15.8%	21.9%	25.7%	24.7%	0.3%	5.5%	1.4%	0.1%	3.1%
34	0.9%	28.8%	15.6%	25.9%	11.3%	0.3%	13.1%	3.1%	0.9%	0.2%
35	2.1%	33.0%	25.5%	23.9%	5.1%	0.2%	7.8%	1.7%	0.7%	0.0%
36	6.2%	24.6%	18.6%	24.8%	16.4%	0.4%	7.0%	1.3%	0.7%	0.0%
37	1.0%	30.6%	20.6%	26.1%	11.4%	0.3%	7.5%	2.5%	0.1%	0.0%
39	1.5%	38.3%	12.1%	22.3%	12.1%	0.7%	11.6%	1.0%	0.3%	0.0%
40	0.7%	18.4%	8.4%	31.7%	24.0%	0.6%	14.9%	1.1%	0.1%	0.1%
42	1.1%	19.0%	11.2%	33.6%	15.7%	0.7%	14.0%	4.7%	0.0%	0.0%
43	4.2%	21.4%	22.5%	15.3%	12.7%	1.5%	17.1%	4.7%	0.5%	0.0%
44	2.2%	26.2%	16.0%	17.3%	22.9%	0.0%	14.3%	1.1%	0.0%	0.0%
46	0.6%	24.1%	22.6%	24.4%	10.4%	0.2%	12.2%	5.5%	0.1%	0.0%
48	1.1%	12.4%	30.2%	24.5%	14.1%	0.1%	15.9%	1.8%	0.0%	0.0%
49	1.7%	7.3%	25.4%	40.9%	9.5%	0.2%	11.7%	3.3%	0.0%	0.0%
51	2.6%	25.7%	18.5%	34.1%	11.0%	0.1%	6.5%	1.6%	0.0%	0.0%
52	2.2%	30.1%	22.0%	26.4%	10.0%	0.4%	7.3%	1.3%	0.2%	0.0%
54	1.1%	21.2%	18.1%	24.6%	18.6%	0.3%	14.6%	1.4%	0.0%	0.0%

Clinica	F0	F1	F2	F3	F4	F5	F6	F7, F8, F9, F99	Altre diagnosi mediche	Indicazione mancante	
56	1.2%	22.9%	16.7%	39.2%	10.2%	0.1%	7.6%	1.9%	0.1%	0.0%	
58	0.6%	19.0%	13.3%	45.5%	15.7%	0.4%	4.4%	0.7%	0.3%	0.0%	
66	10.0%	22.0%	18.1%	28.0%	13.7%	0.6%	3.5%	3.0%	1.3%	0.0%	
70	0.6%	6.6%	10.5%	64.0%	14.4%	0.0%	3.9%	0.0%	0.0%	0.0%	
71	0.6%	20.2%	25.0%	26.1%	17.1%	0.3%	8.0%	0.3%	0.5%	2.0%	
73	0.8%	13.4%	23.4%	33.5%	18.9%	0.0%	6.6%	3.2%	0.1%	0.0%	
74	1.2%	9.6%	29.2%	24.0%	15.8%	0.2%	14.0%	5.9%	0.0%	0.0%	
82	2.0%	26.7%	30.8%	20.8%	11.3%	0.1%	7.0%	1.3%	0.0%	0.0%	
83	0.4%	3.5%	6.7%	50.8%	35.1%	0.2%	2.7%	0.6%	0.0%	0.0%	
88	0.0%	33.6%	16.4%	26.2%	11.5%	0.0%	11.5%	0.8%	0.0%	0.0%	
99	0.4%	6.0%	5.3%	55.5%	24.0%	0.4%	6.7%	1.4%	0.4%	0.0%	
122	1.5%	9.4%	16.4%	41.7%	17.8%	0.1%	11.3%	1.8%	0.0%	0.0%	
Cliniche specializzate	Totale	0.9%	9.2%	4.3%	58.2%	15.9%	5.5%	5.1%	0.4%	0.4%	0.1%
01	0.1%	0.1%	0.7%	58.7%	22.3%	2.8%	13.7%	1.3%	0.1%	0.0%	
02	0.1%	0.3%	0.7%	59.2%	22.8%	9.1%	6.9%	0.8%	0.1%	0.0%	
05	0.0%	72.7%	0.0%	0.0%	26.4%	0.0%	1.0%	0.0%	0.0%	0.0%	
10	0.0%	0.0%	100%	0.0%	0.0%	0.0%	0.0%	0.0%	0.0%	0.0%	
14	0.0%	21.7%	0.0%	0.0%	0.0%	78.3%	0.0%	0.0%	0.0%	0.0%	
15	0.0%	21.1%	8.8%	38.7%	27.9%	0.0%	3.4%	0.0%	0.0%	0.0%	
19	0.0%	0.0%	0.0%	92.7%	0.4%	0.0%	6.9%	0.0%	0.0%	0.0%	
23	1.4%	9.0%	8.6%	63.5%	11.1%	2.1%	4.3%	0.0%	0.0%	0.0%	
25	0.0%	30.6%	1.4%	3.4%	3.4%	19.6%	39.5%	2.1%	0.0%	0.0%	
27	1.4%	33.3%	7.8%	34.0%	16.3%	0.0%	7.1%	0.0%	0.0%	0.0%	
29	0.0%	0.0%	0.0%	90.6%	9.2%	0.0%	0.0%	0.0%	0.3%	0.0%	
33	2.6%	17.4%	14.3%	37.5%	15.6%	0.3%	8.3%	0.8%	0.8%	2.3%	
38	0.0%	0.0%	0.0%	55.3%	8.7%	36.0%	0.0%	0.0%	0.0%	0.0%	
45	1.8%	16.6%	14.3%	31.4%	17.0%	0.0%	17.0%	1.8%	0.0%	0.0%	
47	0.0%	0.7%	0.0%	0.0%	0.0%	97.3%	0.0%	2.0%	0.0%	0.0%	
50	0.3%	0.2%	5.1%	67.8%	12.4%	2.5%	11.7%	0.0%	0.0%	0.0%	
57	0.0%	0.0%	0.2%	76.3%	23.1%	0.0%	0.3%	0.2%	0.0%	0.0%	
59	0.8%	27.3%	6.6%	37.2%	9.4%	17.3%	1.3%	0.0%	0.0%	0.0%	
60	0.0%	1.8%	4.5%	78.3%	10.5%	0.9%	2.1%	0.0%	1.8%	0.0%	
61	0.0%	0.0%	0.4%	88.4%	7.6%	3.3%	0.0%	0.0%	0.4%	0.0%	
62	0.0%	0.0%	0.0%	0.0%	0.0%	100%	0.0%	0.0%	0.0%	0.0%	
63	0.7%	16.6%	9.2%	53.2%	14.3%	0.4%	4.8%	0.6%	0.3%	0.0%	

Clinica	F0	F1	F2	F3	F4	F5	F6	F7, F8, F9, F99	Altre diagnosi mediche	Indicazione mancante	
65	0.5%	9.2%	0.5%	35.0%	54.4%	0.0%	0.5%	0.0%	0.0%	0.0%	
67	0.0%	0.0%	0.0%	0.0%	0.0%	100%	0.0%	0.0%	0.0%	0.0%	
69	0.0%	0.0%	0.0%	83.4%	16.6%	0.0%	0.0%	0.0%	0.0%	0.0%	
72	53.1%	5.5%	3.9%	22.7%	14.1%	0.0%	0.8%	0.0%	0.0%	0.0%	
75	0.3%	1.8%	1.5%	56.9%	35.3%	0.3%	2.4%	1.2%	0.3%	0.0%	
76	0.2%	48.7%	1.4%	26.7%	6.7%	0.7%	10.0%	0.0%	5.6%	0.0%	
77	0.0%	5.4%	24.1%	51.2%	14.5%	0.0%	4.8%	0.0%	0.0%	0.0%	
79	0.5%	6.7%	11.6%	50.9%	21.7%	3.6%	3.4%	1.0%	0.5%	0.0%	
85	0.0%	5.3%	15.8%	39.5%	26.3%	0.0%	10.5%	2.6%	0.0%	0.0%	
86	0.0%	0.0%	0.5%	99.5%	0.0%	0.0%	0.0%	0.0%	0.0%	0.0%	
87	0.0%	19.7%	11.2%	37.2%	21.1%	0.0%	10.3%	0.4%	0.0%	0.0%	
92	6.9%	7.6%	10.7%	61.8%	12.2%	0.0%	0.0%	0.0%	0.8%	0.0%	
93	0.0%	17.2%	8.1%	58.9%	9.4%	0.8%	5.7%	0.0%	0.0%	0.0%	
94	0.6%	0.0%	1.1%	72.9%	22.7%	0.6%	0.6%	0.0%	0.6%	1.1%	
95	1.0%	0.5%	1.9%	45.1%	40.3%	2.4%	6.3%	0.0%	2.4%	0.0%	
96	0.0%	0.0%	0.0%	89.1%	10.9%	0.0%	0.0%	0.0%	0.0%	0.0%	
97	0.0%	0.0%	0.0%	85.6%	13.2%	1.2%	0.0%	0.0%	0.0%	0.0%	
98	0.0%	0.0%	0.0%	67.6%	31.1%	0.6%	0.0%	0.0%	0.3%	0.3%	
Cliniche per la cura di dipendenze	Totale	0.0%	99.3%	0.1%	0.1%	0.0%	0.0%	0.5%	0.0%	0.0%	
	04	0.0%	100%	0.0%	0.0%	0.0%	0.0%	0.0%	0.0%	0.0%	
	11	0.0%	99.8%	0.0%	0.0%	0.2%	0.0%	0.0%	0.0%	0.0%	
	16	0.0%	96.1%	0.0%	0.3%	0.0%	0.0%	3.7%	0.0%	0.0%	
	20	0.0%	100%	0.0%	0.0%	0.0%	0.0%	0.0%	0.0%	0.0%	
	31	0.0%	100%	0.0%	0.0%	0.0%	0.0%	0.0%	0.0%	0.0%	
	53	0.0%	98.7%	0.4%	0.4%	0.0%	0.0%	0.4%	0.0%	0.0%	
	55	0.0%	100%	0.0%	0.0%	0.0%	0.0%	0.0%	0.0%	0.0%	
	78	0.0%	98.8%	0.6%	0.6%	0.0%	0.0%	0.0%	0.0%	0.0%	
	89	0.0%	100%	0.0%	0.0%	0.0%	0.0%	0.0%	0.0%	0.0%	
	90	0.0%	100%	0.0%	0.0%	0.0%	0.0%	0.0%	0.0%	0.0%	
	121	0.0%	100%	0.0%	0.0%	0.0%	0.0%	0.0%	0.0%	0.0%	
Psichiatria forense	Totale	1.0%	5.2%	51.3%	7.3%	16.3%	0.1%	13.2%	3.4%	1.0%	1.2%
	101	1.3%	12.0%	42.7%	9.3%	18.7%	0.0%	10.7%	4.0%	1.3%	0.0%
	102	0.7%	0.0%	49.5%	10.0%	16.6%	0.3%	16.3%	2.4%	1.0%	3.1%
	103	6.7%	0.0%	66.7%	0.0%	0.0%	0.0%	26.7%	0.0%	0.0%	0.0%

Clinica	F0	F1	F2	F3	F4	F5	F6	F7, F8, F9, F99	Altre diagnosi mediche	Indicazione mancante	
	104	0.0%	3.2%	46.0%	7.9%	12.7%	0.0%	15.9%	11.1%	3.2%	0.0%
	105	0.0%	2.1%	91.7%	0.0%	0.0%	0.0%	4.2%	2.1%	0.0%	0.0%
	106	0.0%	12.8%	40.4%	4.6%	33.9%	0.0%	2.8%	4.6%	0.9%	0.0%
	107	2.6%	7.8%	55.7%	7.0%	10.4%	0.0%	14.8%	1.7%	0.0%	0.0%
	109	0.0%	14.3%	52.4%	0.0%	4.8%	0.0%	28.6%	0.0%	0.0%	0.0%
Psichiatria geriatrica	Totale	37.9%	8.3%	11.1%	30.7%	5.2%	0.1%	1.4%	0.5%	4.4%	0.2%
	501	59.8%	3.4%	6.9%	29.9%	0.0%	0.0%	0.0%	0.0%	0.0%	0.0%
	502	46.6%	4.0%	10.7%	32.2%	4.6%	0.0%	1.6%	0.3%	0.0%	0.0%
	503	48.7%	4.1%	7.6%	26.9%	12.2%	0.0%	0.5%	0.0%	0.0%	0.0%
	504	14.2%	6.8%	9.3%	61.1%	7.4%	0.0%	0.0%	0.6%	0.6%	0.0%
	505	27.8%	7.8%	13.9%	44.0%	2.4%	0.0%	1.5%	1.2%	1.4%	0.0%
	506	43.2%	5.2%	7.6%	34.7%	7.6%	0.0%	0.0%	1.2%	0.0%	0.6%
	507	58.3%	5.8%	9.6%	17.9%	5.1%	0.0%	3.2%	0.0%	0.0%	0.0%
	508	55.3%	1.6%	8.7%	28.6%	4.7%	0.0%	0.6%	0.3%	0.3%	0.0%
	509	32.6%	2.6%	11.0%	27.7%	5.5%	0.0%	7.9%	0.5%	8.4%	3.8%
	510	26.7%	5.4%	8.3%	47.3%	11.2%	0.0%	0.7%	0.4%	0.0%	0.0%
	511	41.0%	10.9%	12.9%	26.1%	4.9%	0.0%	0.0%	0.6%	3.7%	0.0%
	512	28.6%	21.4%	12.5%	25.1%	7.6%	1.5%	2.4%	0.7%	0.2%	0.0%
	513	29.0%	10.4%	12.5%	38.5%	8.4%	0.5%	0.2%	0.0%	0.5%	0.0%
	514	27.6%	9.7%	8.4%	27.9%	6.2%	0.0%	1.3%	0.6%	18.3%	0.0%
	515	29.0%	7.5%	15.5%	40.1%	3.6%	0.0%	0.8%	0.4%	3.2%	0.0%
	516	18.9%	11.4%	15.0%	36.9%	2.5%	0.2%	0.9%	0.2%	14.1%	0.0%
	517	45.9%	9.7%	11.4%	25.7%	5.0%	0.0%	0.7%	1.3%	0.3%	0.0%
	518	55.6%	4.6%	6.2%	24.9%	5.4%	0.0%	0.5%	0.3%	2.4%	0.0%
	519	27.7%	7.8%	12.4%	13.5%	5.0%	0.0%	2.8%	0.0%	30.9%	0.0%
	520	68.3%	4.3%	4.7%	18.3%	3.1%	0.0%	0.6%	0.6%	0.0%	0.0%
	521	42.7%	7.2%	10.0%	35.4%	2.8%	0.0%	0.9%	0.7%	0.2%	0.0%
	522	25.2%	9.2%	21.4%	34.0%	5.9%	0.4%	2.9%	0.2%	0.8%	0.0%
	523	31.2%	5.7%	15.4%	30.9%	9.4%	0.0%	1.0%	0.3%	6.0%	0.0%
	524	93.6%	1.5%	1.2%	1.7%	0.5%	0.0%	0.2%	0.0%	1.2%	0.0%
	525	39.2%	9.9%	10.4%	32.5%	6.9%	0.0%	0.2%	0.0%	0.9%	0.0%
	526	9.4%	21.1%	17.3%	42.9%	5.3%	0.0%	3.0%	0.0%	1.1%	0.0%
	527	18.4%	15.5%	10.6%	45.9%	5.8%	0.0%	0.5%	0.0%	3.4%	0.0%
	528	34.0%	11.3%	6.4%	39.4%	4.3%	0.0%	0.7%	1.8%	2.1%	0.0%
	529	45.5%	4.9%	15.4%	29.4%	1.4%	0.0%	0.0%	2.1%	1.4%	0.0%

Clinica	F0	F1	F2	F3	F4	F5	F6	F7, F8, F9, F99	Altre diagnosi mediche	Indicazione mancante
530	62.7%	4.7%	14.5%	13.8%	3.3%	0.0%	0.7%	0.4%	0.0%	0.0%

Tabella 5: distribuzione dei casi per diagnosi principale nelle cliniche (in percentuale)

1.5 Numero di diagnosi secondarie

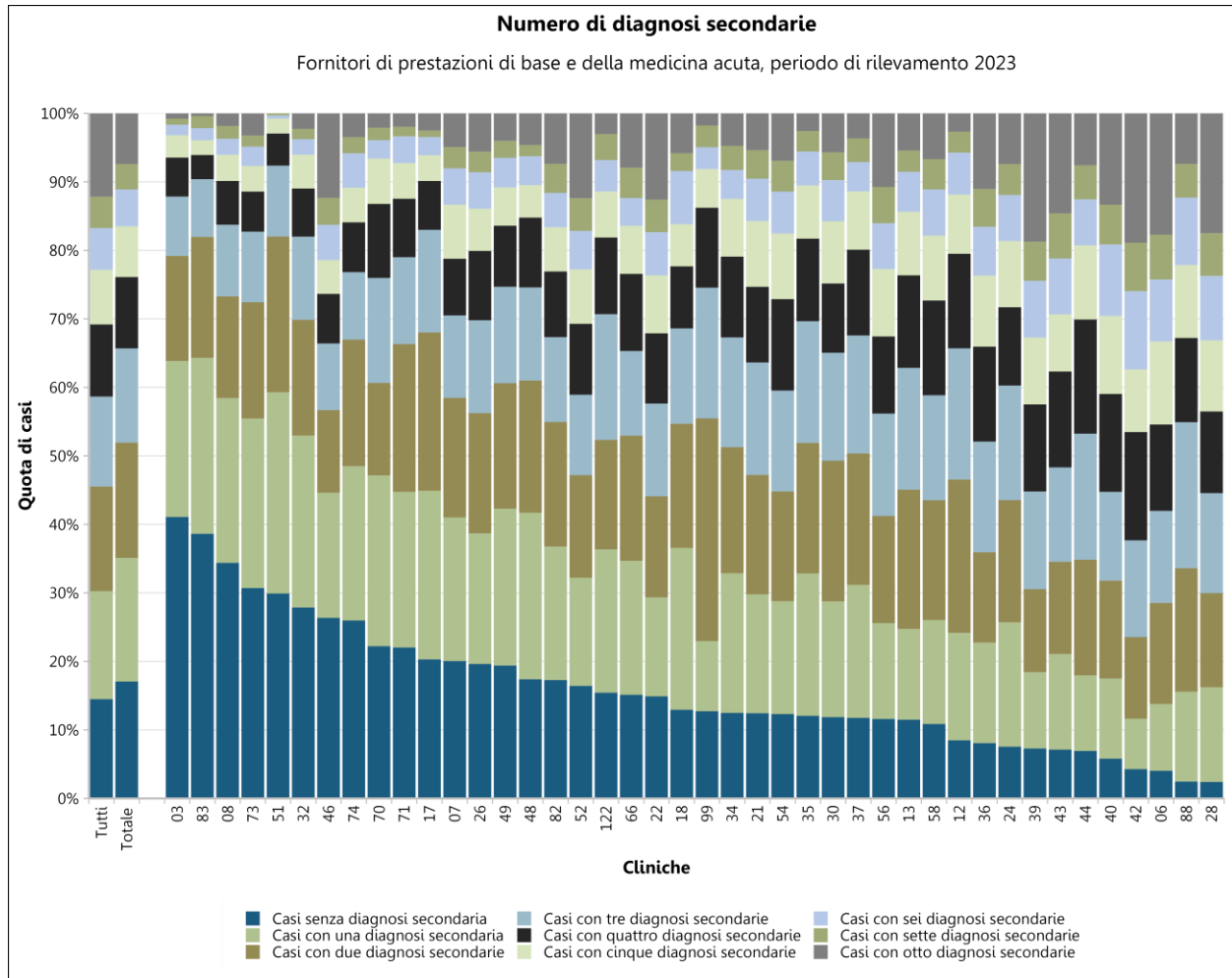


Figura 21: numero di diagnosi secondarie nei fornitori di prestazioni di base e della medicina acuta

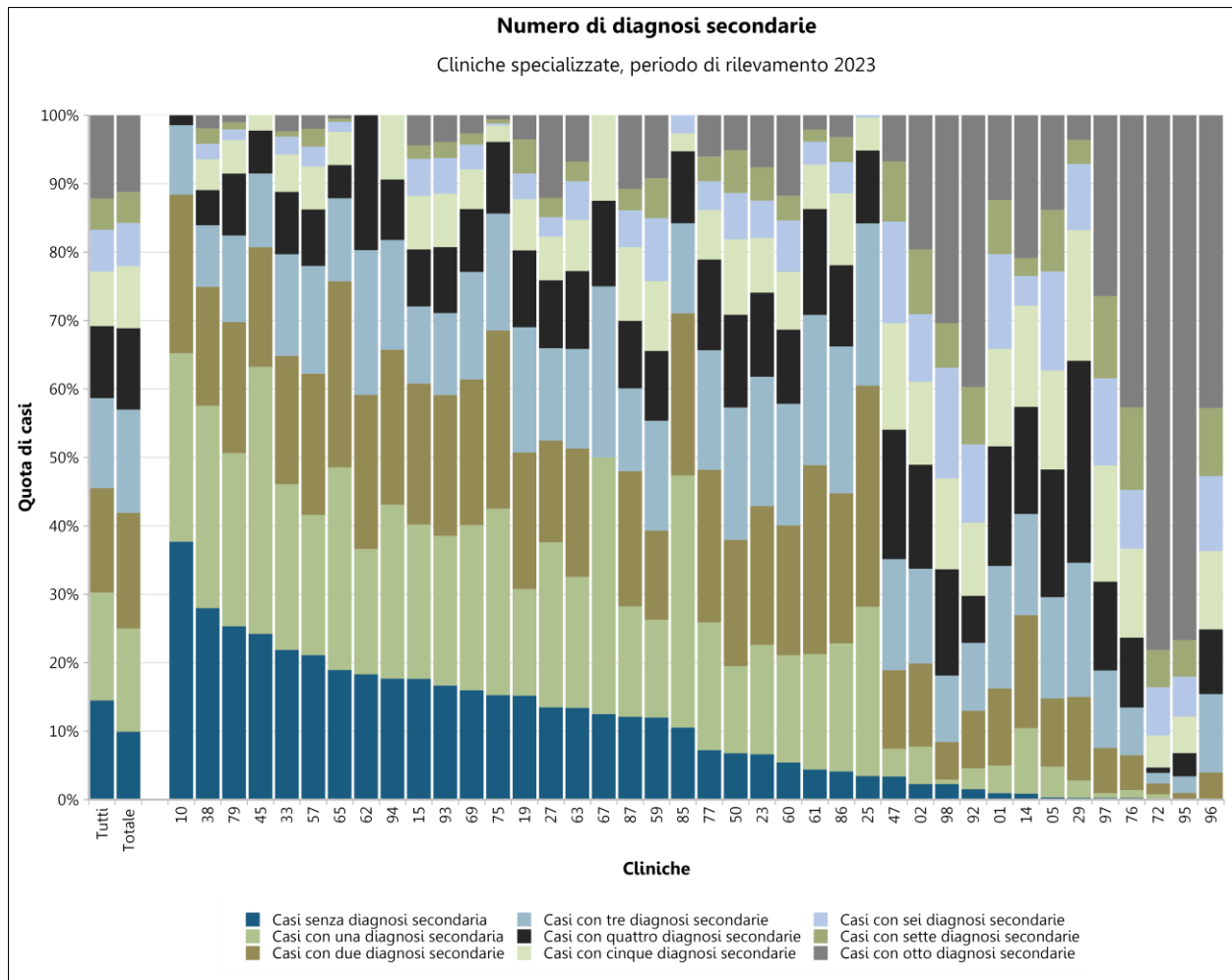


Figura 22: numero di diagnosi secondarie nelle cliniche specializzate

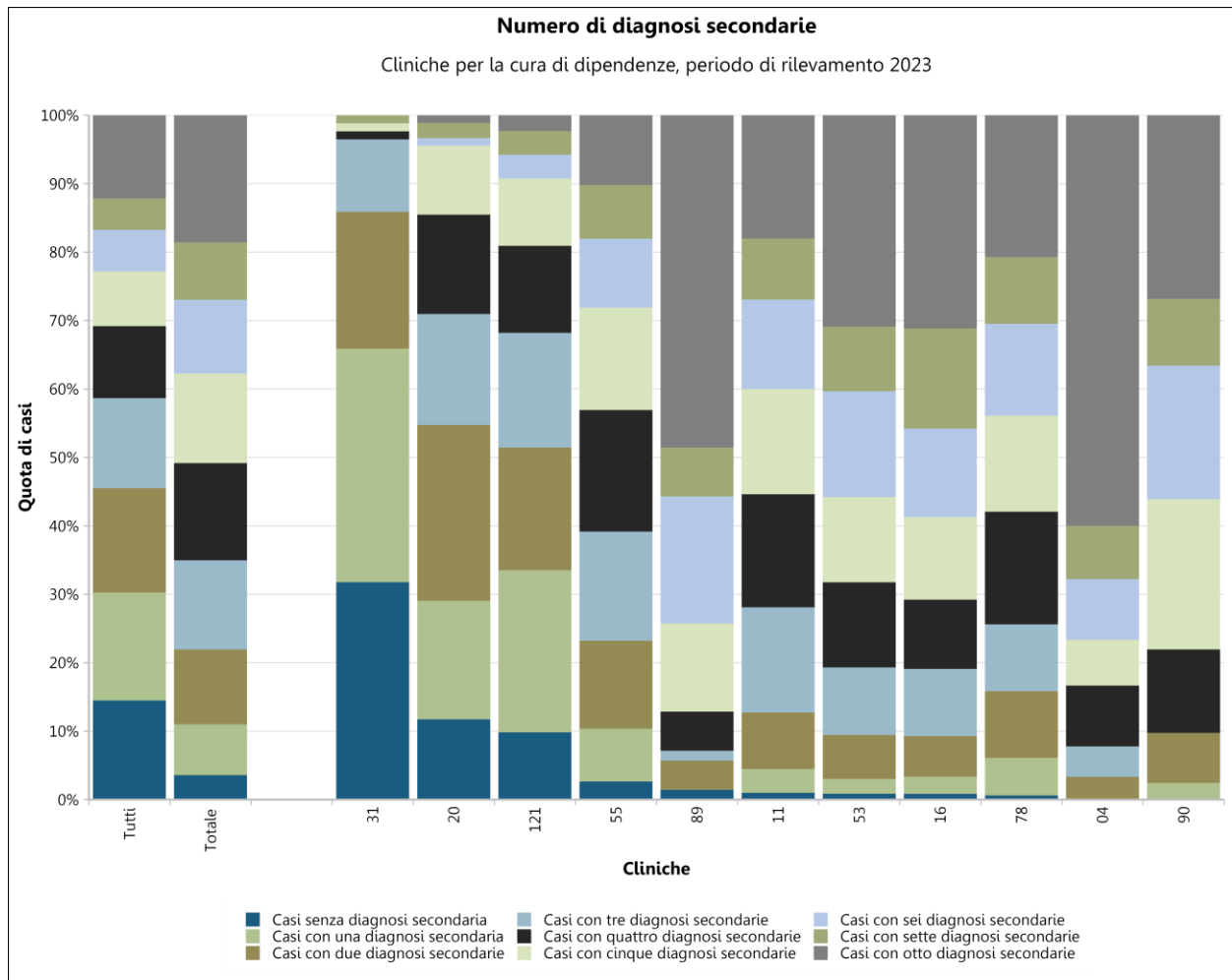


Figura 23: numero di diagnosi secondarie nelle cliniche per la cura di dipendenze

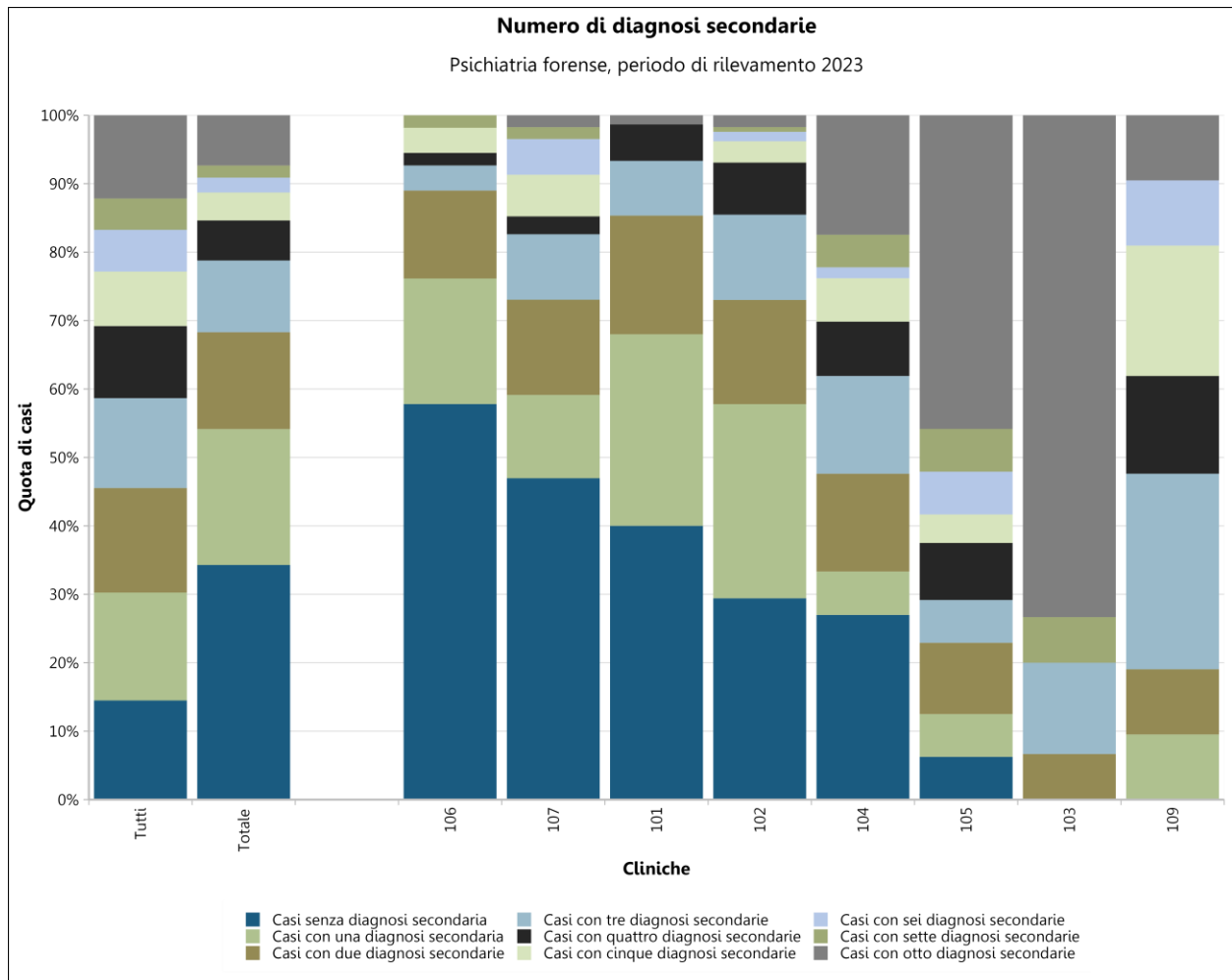


Figura 24: numero di diagnosi secondarie nelle cliniche di psichiatria forense

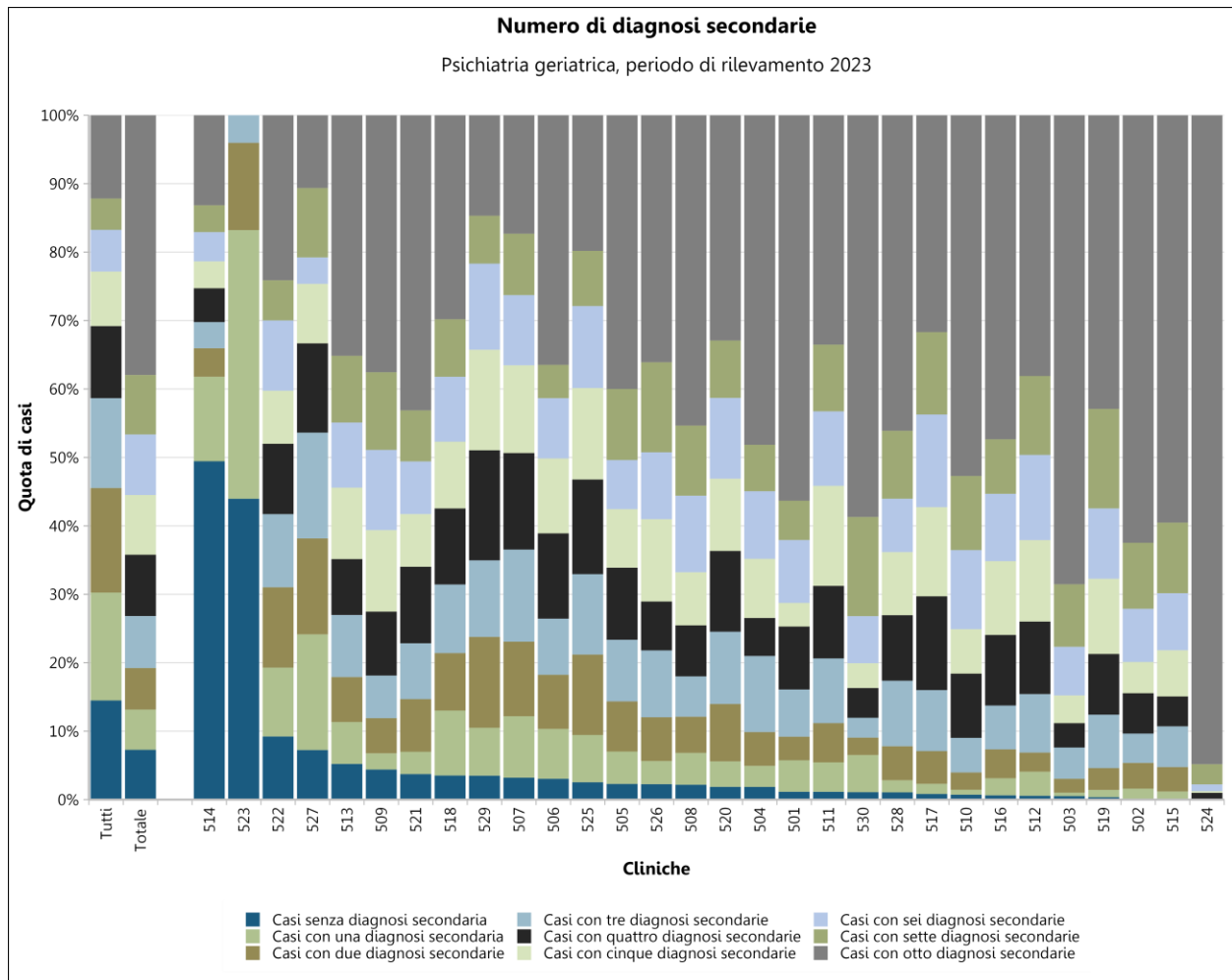


Figura 25: numero di diagnosi secondarie nelle cliniche di psichiatria geriatrica

Clinica	Casi senza diagnosi secondaria	Casi con una diagnosi secondaria	Casi con due diagnosi secondarie	Casi con tre diagnosi secondarie	Casi con quattro diagnosi secondarie	Casi con cinque diagnosi secondarie	Casi con sei diagnosi secondarie	Casi con sette diagnosi secondarie	Casi con otto diagnosi secondarie	
Tutte le cliniche	12696	13809	13385	11506	9228	6977	5343	4014	10657	
Fornitori di prestazioni di base e della medicina acuta	Totale	10242	10832	10092	8254	6250	4442	3228	2221	4447
	03	1495	829	558	315	207	119	56	32	28
	06	34	82	124	113	106	102	76	55	149
	07	155	162	135	93	64	61	41	24	38
	08	882	617	381	268	164	98	60	48	47
	12	108	200	285	244	176	110	78	39	34
	13	280	323	495	433	329	226	142	76	132
	17	259	314	295	191	91	48	34	12	32
	18	40	73	56	43	28	19	24	8	18
	21	197	275	276	260	175	152	98	66	85
	22	433	420	429	393	298	246	183	138	366
	24	111	267	262	246	168	142	99	66	109
	26	436	424	390	301	225	137	118	67	124
	28	25	144	143	152	124	108	98	65	182
	30	196	279	339	260	167	150	99	67	94
	32	333	300	202	145	84	59	27	18	27
	34	166	271	245	213	157	112	56	47	63
	35	188	324	297	277	188	121	77	47	40
	36	60	109	98	120	103	77	53	41	82
	37	228	377	372	334	243	165	83	67	71
	39	148	226	246	289	258	198	168	116	380
	40	78	157	192	174	192	153	140	78	179
	42	43	74	120	142	159	92	115	71	190
	43	146	286	276	282	287	171	167	135	299
	44	32	51	78	85	77	50	31	23	35
	46	502	348	230	185	138	94	98	75	235
	48	128	179	142	100	75	35	31	12	34
	49	233	275	220	169	107	67	52	30	48
	51	396	389	301	137	62	29	6	4	0

Clinica		Casi senza diagnosi secondaria	Casi con una diagnosi secondaria	Casi con due diagnosi secondarie	Casi con tre diagnosi secondarie	Casi con quattro diagnosi secondarie	Casi con cinque diagnosi secondarie	Casi con sei diagnosi secondarie	Casi con sette diagnosi secondarie	Casi con otto diagnosi secondarie
	52	705	677	643	503	444	341	241	205	531
	54	153	205	199	183	166	119	76	56	86
	56	311	375	420	400	302	264	179	142	288
	58	219	306	353	309	279	191	136	89	135
	66	82	106	99	67	61	38	22	24	43
	70	74	83	45	51	36	22	9	6	7
	71	191	197	187	110	74	45	34	12	17
	73	304	245	168	102	58	37	28	16	32
	74	232	201	165	88	65	45	45	21	31
	82	265	299	279	190	147	99	77	65	113
	83	197	131	90	43	18	11	9	9	2
	88	3	16	22	26	15	13	12	6	9
	99	36	29	92	54	33	16	9	9	5
	122	138	187	143	164	100	60	41	34	27
Cliniche specializzate	Totale	1304	1983	2223	1985	1564	1190	832	596	1474
	01	7	30	84	133	130	106	103	59	92
	02	17	41	91	104	114	91	74	71	147
	05	1	14	31	46	58	45	45	28	43
	10	26	19	16	7	1	0	0	0	0
	14	1	11	19	17	18	17	5	3	24
	15	36	46	42	23	17	16	11	4	9
	19	73	75	96	88	54	36	18	24	17
	23	34	82	104	97	63	41	28	25	39
	25	10	72	94	69	31	14	1	0	0
	27	19	34	21	19	14	9	4	4	17
	29	1	10	48	77	116	75	38	14	14
	33	84	93	72	57	35	21	10	3	9
	38	87	92	54	28	16	14	7	7	6
	45	54	87	39	24	14	5	0	0	0
	47	5	6	17	24	28	23	22	13	10
	50	40	75	109	114	80	65	40	37	30
57	138	134	135	103	54	41	19	17	13	
59	47	56	51	63	40	40	36	23	36	

Clinica	Casi senza diagnosi secondaria	Casi con una diagnosi secondaria	Casi con due diagnosi secondarie	Casi con tre diagnosi secondarie	Casi con quattro diagnosi secondarie	Casi con cinque diagnosi secondarie	Casi con sei diagnosi secondarie	Casi con sette diagnosi secondarie	Casi con otto diagnosi secondarie	
60	18	52	63	59	36	28	25	12	39	
61	25	96	157	125	88	37	19	10	12	
62	13	13	16	15	14	0	0	0	0	
63	93	133	130	101	79	52	39	20	47	
65	39	61	56	25	10	10	3	1	1	
67	1	3	0	2	1	1	0	0	0	
69	127	192	169	125	73	46	29	13	21	
72	0	1	2	2	1	6	9	7	100	
75	51	91	87	57	35	8	1	2	2	
76	1	5	22	30	44	56	37	52	184	
77	12	31	37	29	22	12	7	6	10	
79	98	98	74	49	35	19	6	4	4	
85	4	14	9	5	4	1	1	0	0	
86	9	41	48	47	26	23	10	8	7	
87	27	36	44	27	22	24	12	7	24	
92	2	4	11	13	9	14	15	11	52	
93	64	84	79	46	37	30	20	9	15	
94	32	46	41	29	16	17	0	0	0	
95	0	0	2	5	7	11	12	11	158	
96	0	0	8	23	19	23	22	20	86	
97	1	3	28	48	55	72	54	51	112	
98	7	2	17	30	48	41	50	20	94	
Cliniche per la cura di dipendenze	Totale	97	201	297	353	385	355	292	227	504
04	0	0	3	4	8	6	8	7	54	
11	6	21	50	93	100	93	79	54	109	
16	3	9	21	35	36	43	46	52	111	
20	21	31	46	29	26	18	2	4	2	
31	27	29	17	9	1	1	0	1	0	
53	2	5	15	23	29	29	36	22	72	
55	19	55	92	114	127	107	72	56	73	
78	1	9	16	16	27	23	22	16	34	
89	1	0	3	1	4	9	13	5	34	

Clinica		Casi senza diagnosi secondaria	Casi con una diagnosi secondaria	Casi con due diagnosi secondarie	Casi con tre diagnosi secondarie	Casi con quattro diagnosi secondarie	Casi con cinque diagnosi secondarie	Casi con sei diagnosi secondarie	Casi con sette diagnosi secondarie	Casi con otto diagnosi secondarie
	90	0	1	3	0	5	9	8	4	11
	121	17	41	31	29	22	17	6	6	4
Psichiatria forense	Totale	252	146	104	77	43	30	16	13	54
	101	30	21	13	6	4	0	0	0	1
	102	85	82	44	36	22	9	4	2	5
	103	0	0	1	2	0	0	0	1	11
	104	17	4	9	9	5	4	1	3	11
	105	3	3	5	3	4	2	3	3	22
	106	63	20	14	4	2	4	0	2	0
	107	54	14	16	11	3	7	6	2	2
	109	0	2	2	6	3	4	2	0	2
Psichiatria geriatrica	Totale	801	647	669	837	986	960	975	957	4178
	501	1	4	3	6	8	3	8	5	49
	502	0	6	14	16	22	17	29	36	233
	503	1	1	4	9	7	8	14	18	135
	504	3	5	8	18	9	14	16	11	78
	505	15	31	48	59	69	56	47	68	262
	506	10	24	26	27	41	36	29	16	120
	507	5	14	17	21	22	20	16	14	27
	508	7	15	17	19	24	25	36	33	146
	509	24	13	28	34	51	65	64	62	205
	510	2	2	7	14	26	18	32	30	146
	511	4	15	20	33	37	51	38	34	117
	512	3	19	15	46	57	64	67	62	205
	513	23	27	29	40	36	46	42	43	155
	514	440	110	37	34	44	35	38	35	117
	515	0	3	9	15	11	17	21	26	150
	516	4	16	27	41	66	69	63	51	303
	517	5	9	29	54	83	79	82	73	192
	518	13	35	31	37	41	36	35	31	110
	519	1	3	9	22	25	31	29	41	121
	520	6	12	27	34	38	34	38	27	106

Clinica	Casi senza diagnosi secondaria	Casi con una diagnosi secondaria	Casi con due diagnosi secondarie	Casi con tre diagnosi secondarie	Casi con quattro diagnosi secondarie	Casi con cinque diagnosi secondarie	Casi con sei diagnosi secondarie	Casi con sette diagnosi secondarie	Casi con otto diagnosi secondarie
521	16	14	33	35	48	33	33	32	185
522	44	48	56	51	49	37	49	28	115
523	131	117	38	12	0	0	0	0	0
524	0	0	0	0	4	1	4	12	384
525	11	30	51	51	60	58	52	35	86
526	6	9	17	26	19	32	26	35	96
527	15	35	29	32	27	18	8	21	22
528	3	5	14	27	27	26	22	28	130
529	5	10	19	16	23	21	18	10	21
530	3	15	7	8	12	10	19	40	162

Tabella 6: distribuzione del numero di diagnosi secondarie nelle cliniche (numero di casi)

Clinica	Casi senza diagnosi secondaria	Casi con una diagnosi secondaria	Casi con due diagnosi secondarie	Casi con tre diagnosi secondarie	Casi con quattro diagnosi secondarie	Casi con cinque diagnosi secondarie	Casi con sei diagnosi secondarie	Casi con sette diagnosi secondarie	Casi con otto diagnosi secondarie	
Tutte le cliniche	14.5%	15.8%	15.3%	13.1%	10.5%	8.0%	6.1%	4.6%	12.2%	
Fornitori di prestazioni di base e della medicina acuta	Totale	17.1%	18.1%	16.8%	13.8%	10.4%	7.4%	5.4%	3.7%	7.4%
	03	41.1%	22.8%	15.3%	8.7%	5.7%	3.3%	1.5%	0.9%	0.8%
	06	4.0%	9.8%	14.7%	13.4%	12.6%	12.1%	9.0%	6.5%	17.7%
	07	20.1%	21.0%	17.5%	12.0%	8.3%	7.9%	5.3%	3.1%	4.9%
	08	34.4%	24.1%	14.9%	10.4%	6.4%	3.8%	2.3%	1.9%	1.8%
	12	8.5%	15.7%	22.4%	19.2%	13.8%	8.6%	6.1%	3.1%	2.7%
	13	11.5%	13.3%	20.3%	17.8%	13.5%	9.3%	5.8%	3.1%	5.4%
	17	20.3%	24.6%	23.1%	15.0%	7.1%	3.8%	2.7%	0.9%	2.5%
	18	12.9%	23.6%	18.1%	13.9%	9.1%	6.1%	7.8%	2.6%	5.8%
	21	12.4%	17.4%	17.4%	16.4%	11.0%	9.6%	6.2%	4.2%	5.4%
	22	14.9%	14.5%	14.8%	13.5%	10.3%	8.5%	6.3%	4.7%	12.6%
	24	7.6%	18.2%	17.8%	16.7%	11.4%	9.7%	6.7%	4.5%	7.4%
	26	19.6%	19.1%	17.6%	13.5%	10.1%	6.2%	5.3%	3.0%	5.6%
	28	2.4%	13.8%	13.7%	14.6%	11.9%	10.4%	9.4%	6.2%	17.5%
	30	11.9%	16.9%	20.5%	15.7%	10.1%	9.1%	6.0%	4.1%	5.7%
	32	27.9%	25.1%	16.9%	12.1%	7.0%	4.9%	2.3%	1.5%	2.3%
	34	12.5%	20.4%	18.4%	16.0%	11.8%	8.4%	4.2%	3.5%	4.7%
	35	12.1%	20.8%	19.1%	17.8%	12.1%	7.8%	4.9%	3.0%	2.6%
	36	8.1%	14.7%	13.2%	16.2%	13.9%	10.4%	7.1%	5.5%	11.0%
	37	11.8%	19.4%	19.2%	17.2%	12.5%	8.5%	4.3%	3.5%	3.7%
	39	7.3%	11.1%	12.1%	14.2%	12.7%	9.8%	8.3%	5.7%	18.7%
	40	5.8%	11.7%	14.3%	13.0%	14.3%	11.4%	10.4%	5.8%	13.3%
	42	4.3%	7.4%	11.9%	14.1%	15.8%	9.1%	11.4%	7.1%	18.9%
	43	7.1%	14.0%	13.5%	13.8%	14.0%	8.3%	8.2%	6.6%	14.6%
	44	6.9%	11.0%	16.9%	18.4%	16.7%	10.8%	6.7%	5.0%	7.6%
	46	26.4%	18.3%	12.1%	9.7%	7.2%	4.9%	5.1%	3.9%	12.3%
	48	17.4%	24.3%	19.3%	13.6%	10.2%	4.8%	4.2%	1.6%	4.6%
	49	19.4%	22.9%	18.3%	14.1%	8.9%	5.6%	4.3%	2.5%	4.0%
	51	29.9%	29.4%	22.7%	10.3%	4.7%	2.2%	0.5%	0.3%	0.0%

Clinica		Casi senza diagnosi secondaria	Casi con una diagnosi secondaria	Casi con due diagnosi secondarie	Casi con tre diagnosi secondarie	Casi con quattro diagnosi secondarie	Casi con cinque diagnosi secondarie	Casi con sei diagnosi secondarie	Casi con sette diagnosi secondarie	Casi con otto diagnosi secondarie
	52	16.4%	15.8%	15.0%	11.7%	10.3%	7.9%	5.6%	4.8%	12.4%
	54	12.3%	16.5%	16.0%	14.7%	13.4%	9.6%	6.1%	4.5%	6.9%
	56	11.6%	14.0%	15.7%	14.9%	11.3%	9.8%	6.7%	5.3%	10.7%
	58	10.9%	15.2%	17.5%	15.3%	13.8%	9.5%	6.7%	4.4%	6.7%
	66	15.1%	19.6%	18.3%	12.4%	11.3%	7.0%	4.1%	4.4%	7.9%
	70	22.2%	24.9%	13.5%	15.3%	10.8%	6.6%	2.7%	1.8%	2.1%
	71	22.0%	22.7%	21.6%	12.7%	8.5%	5.2%	3.9%	1.4%	2.0%
	73	30.7%	24.7%	17.0%	10.3%	5.9%	3.7%	2.8%	1.6%	3.2%
	74	26.0%	22.5%	18.5%	9.9%	7.3%	5.0%	5.0%	2.4%	3.5%
	82	17.3%	19.5%	18.2%	12.4%	9.6%	6.5%	5.0%	4.2%	7.4%
	83	38.6%	25.7%	17.6%	8.4%	3.5%	2.2%	1.8%	1.8%	0.4%
	88	2.5%	13.1%	18.0%	21.3%	12.3%	10.7%	9.8%	4.9%	7.4%
	99	12.7%	10.2%	32.5%	19.1%	11.7%	5.7%	3.2%	3.2%	1.8%
	122	15.4%	20.9%	16.0%	18.3%	11.2%	6.7%	4.6%	3.8%	3.0%
Cliniche specializzate	Totale	9.9%	15.1%	16.9%	15.1%	11.9%	9.0%	6.3%	4.5%	11.2%
	01	0.9%	4.0%	11.3%	17.9%	17.5%	14.2%	13.8%	7.9%	12.4%
	02	2.3%	5.5%	12.1%	13.9%	15.2%	12.1%	9.9%	9.5%	19.6%
	05	0.3%	4.5%	10.0%	14.8%	18.6%	14.5%	14.5%	9.0%	13.8%
	10	37.7%	27.5%	23.2%	10.1%	1.4%	0.0%	0.0%	0.0%	0.0%
	14	0.9%	9.6%	16.5%	14.8%	15.7%	14.8%	4.3%	2.6%	20.9%
	15	17.6%	22.5%	20.6%	11.3%	8.3%	7.8%	5.4%	2.0%	4.4%
	19	15.2%	15.6%	20.0%	18.3%	11.2%	7.5%	3.7%	5.0%	3.5%
	23	6.6%	16.0%	20.3%	18.9%	12.3%	8.0%	5.5%	4.9%	7.6%
	25	3.4%	24.7%	32.3%	23.7%	10.7%	4.8%	0.3%	0.0%	0.0%
	27	13.5%	24.1%	14.9%	13.5%	9.9%	6.4%	2.8%	2.8%	12.1%
	29	0.3%	2.5%	12.2%	19.6%	29.5%	19.1%	9.7%	3.6%	3.6%
	33	21.9%	24.2%	18.8%	14.8%	9.1%	5.5%	2.6%	0.8%	2.3%
	38	28.0%	29.6%	17.4%	9.0%	5.1%	4.5%	2.3%	2.3%	1.9%
	45	24.2%	39.0%	17.5%	10.8%	6.3%	2.2%	0.0%	0.0%	0.0%
	47	3.4%	4.1%	11.5%	16.2%	18.9%	15.5%	14.9%	8.8%	6.8%
	50	6.8%	12.7%	18.5%	19.3%	13.6%	11.0%	6.8%	6.3%	5.1%
57	21.1%	20.5%	20.6%	15.7%	8.3%	6.3%	2.9%	2.6%	2.0%	
59	12.0%	14.3%	13.0%	16.1%	10.2%	10.2%	9.2%	5.9%	9.2%	

Clinica	Casi senza diagnosi secondaria	Casi con una diagnosi secondaria	Casi con due diagnosi secondarie	Casi con tre diagnosi secondarie	Casi con quattro diagnosi secondarie	Casi con cinque diagnosi secondarie	Casi con sei diagnosi secondarie	Casi con sette diagnosi secondarie	Casi con otto diagnosi secondarie	
	60	5.4%	15.7%	19.0%	17.8%	10.8%	8.4%	7.5%	3.6%	11.7%
	61	4.4%	16.9%	27.6%	22.0%	15.5%	6.5%	3.3%	1.8%	2.1%
	62	18.3%	18.3%	22.5%	21.1%	19.7%	0.0%	0.0%	0.0%	0.0%
	63	13.4%	19.2%	18.7%	14.6%	11.4%	7.5%	5.6%	2.9%	6.8%
	65	18.9%	29.6%	27.2%	12.1%	4.9%	4.9%	1.5%	0.5%	0.5%
	67	12.5%	37.5%	0.0%	25.0%	12.5%	12.5%	0.0%	0.0%	0.0%
	69	16.0%	24.2%	21.3%	15.7%	9.2%	5.8%	3.6%	1.6%	2.6%
	72	0.0%	0.8%	1.6%	1.6%	0.8%	4.7%	7.0%	5.5%	78.1%
	75	15.3%	27.2%	26.0%	17.1%	10.5%	2.4%	0.3%	0.6%	0.6%
	76	0.2%	1.2%	5.1%	7.0%	10.2%	13.0%	8.6%	12.1%	42.7%
	77	7.2%	18.7%	22.3%	17.5%	13.3%	7.2%	4.2%	3.6%	6.0%
	79	25.3%	25.3%	19.1%	12.7%	9.0%	4.9%	1.6%	1.0%	1.0%
	85	10.5%	36.8%	23.7%	13.2%	10.5%	2.6%	2.6%	0.0%	0.0%
	86	4.1%	18.7%	21.9%	21.5%	11.9%	10.5%	4.6%	3.7%	3.2%
	87	12.1%	16.1%	19.7%	12.1%	9.9%	10.8%	5.4%	3.1%	10.8%
	92	1.5%	3.1%	8.4%	9.9%	6.9%	10.7%	11.5%	8.4%	39.7%
	93	16.7%	21.9%	20.6%	12.0%	9.6%	7.8%	5.2%	2.3%	3.9%
	94	17.7%	25.4%	22.7%	16.0%	8.8%	9.4%	0.0%	0.0%	0.0%
	95	0.0%	0.0%	1.0%	2.4%	3.4%	5.3%	5.8%	5.3%	76.7%
	96	0.0%	0.0%	4.0%	11.4%	9.5%	11.4%	10.9%	10.0%	42.8%
	97	0.2%	0.7%	6.6%	11.3%	13.0%	17.0%	12.7%	12.0%	26.4%
	98	2.3%	0.6%	5.5%	9.7%	15.5%	13.3%	16.2%	6.5%	30.4%
Cliniche per la cura di dipendenze	Totale	3.6%	7.4%	11.0%	13.0%	14.2%	13.1%	10.8%	8.4%	18.6%
	04	0.0%	0.0%	3.3%	4.4%	8.9%	6.7%	8.9%	7.8%	60.0%
	11	1.0%	3.5%	8.3%	15.4%	16.5%	15.4%	13.1%	8.9%	18.0%
	16	0.8%	2.5%	5.9%	9.8%	10.1%	12.1%	12.9%	14.6%	31.2%
	20	11.7%	17.3%	25.7%	16.2%	14.5%	10.1%	1.1%	2.2%	1.1%
	31	31.8%	34.1%	20.0%	10.6%	1.2%	1.2%	0.0%	1.2%	0.0%
	53	0.9%	2.1%	6.4%	9.9%	12.4%	12.4%	15.5%	9.4%	30.9%
	55	2.7%	7.7%	12.9%	15.9%	17.8%	15.0%	10.1%	7.8%	10.2%
	78	0.6%	5.5%	9.8%	9.8%	16.5%	14.0%	13.4%	9.8%	20.7%
	89	1.4%	0.0%	4.3%	1.4%	5.7%	12.9%	18.6%	7.1%	48.6%

Clinica		Casi senza diagnosi secondaria	Casi con una diagnosi secondaria	Casi con due diagnosi secondarie	Casi con tre diagnosi secondarie	Casi con quattro diagnosi secondarie	Casi con cinque diagnosi secondarie	Casi con sei diagnosi secondarie	Casi con sette diagnosi secondarie	Casi con otto diagnosi secondarie
Psichiatria forense	90	0.0%	2.4%	7.3%	0.0%	12.2%	22.0%	19.5%	9.8%	26.8%
	121	9.8%	23.7%	17.9%	16.8%	12.7%	9.8%	3.5%	3.5%	2.3%
	Totale	34.3%	19.9%	14.1%	10.5%	5.9%	4.1%	2.2%	1.8%	7.3%
	101	40.0%	28.0%	17.3%	8.0%	5.3%	0.0%	0.0%	0.0%	1.3%
	102	29.4%	28.4%	15.2%	12.5%	7.6%	3.1%	1.4%	0.7%	1.7%
	103	0.0%	0.0%	6.7%	13.3%	0.0%	0.0%	0.0%	6.7%	73.3%
	104	27.0%	6.3%	14.3%	14.3%	7.9%	6.3%	1.6%	4.8%	17.5%
	105	6.2%	6.2%	10.4%	6.2%	8.3%	4.2%	6.2%	6.2%	45.8%
	106	57.8%	18.3%	12.8%	3.7%	1.8%	3.7%	0.0%	1.8%	0.0%
	107	47.0%	12.2%	13.9%	9.6%	2.6%	6.1%	5.2%	1.7%	1.7%
Psichiatria geriatrica	Totale	7.3%	5.9%	6.1%	7.6%	9.0%	8.7%	8.9%	8.7%	37.9%
	501	1.1%	4.6%	3.4%	6.9%	9.2%	3.4%	9.2%	5.7%	56.3%
	502	0.0%	1.6%	3.8%	4.3%	5.9%	4.6%	7.8%	9.7%	62.5%
	503	0.5%	0.5%	2.0%	4.6%	3.6%	4.1%	7.1%	9.1%	68.5%
	504	1.9%	3.1%	4.9%	11.1%	5.6%	8.6%	9.9%	6.8%	48.1%
	505	2.3%	4.7%	7.3%	9.0%	10.5%	8.5%	7.2%	10.4%	40.0%
	506	3.0%	7.3%	7.9%	8.2%	12.5%	10.9%	8.8%	4.9%	36.5%
	507	3.2%	9.0%	10.9%	13.5%	14.1%	12.8%	10.3%	9.0%	17.3%
	508	2.2%	4.7%	5.3%	5.9%	7.5%	7.8%	11.2%	10.2%	45.3%
	509	4.4%	2.4%	5.1%	6.2%	9.3%	11.9%	11.7%	11.4%	37.5%
	510	0.7%	0.7%	2.5%	5.1%	9.4%	6.5%	11.6%	10.8%	52.7%
	511	1.1%	4.3%	5.7%	9.5%	10.6%	14.6%	10.9%	9.7%	33.5%
	512	0.6%	3.5%	2.8%	8.6%	10.6%	11.9%	12.5%	11.5%	38.1%
	513	5.2%	6.1%	6.6%	9.1%	8.2%	10.4%	9.5%	9.8%	35.1%
	514	49.4%	12.4%	4.2%	3.8%	4.9%	3.9%	4.3%	3.9%	13.1%
	515	0.0%	1.2%	3.6%	6.0%	4.4%	6.7%	8.3%	10.3%	59.5%
	516	0.6%	2.5%	4.2%	6.4%	10.3%	10.8%	9.8%	8.0%	47.3%
	517	0.8%	1.5%	4.8%	8.9%	13.7%	13.0%	13.5%	12.0%	31.7%
	518	3.5%	9.5%	8.4%	10.0%	11.1%	9.8%	9.5%	8.4%	29.8%
	519	0.4%	1.1%	3.2%	7.8%	8.9%	11.0%	10.3%	14.5%	42.9%
520	1.9%	3.7%	8.4%	10.6%	11.8%	10.6%	11.8%	8.4%	32.9%	

Clinica	Casi senza diagnosi secondaria	Casi con una diagnosi secondaria	Casi con due diagnosi secondarie	Casi con tre diagnosi secondarie	Casi con quattro diagnosi secondarie	Casi con cinque diagnosi secondarie	Casi con sei diagnosi secondarie	Casi con sette diagnosi secondarie	Casi con otto diagnosi secondarie
521	3.7%	3.3%	7.7%	8.2%	11.2%	7.7%	7.7%	7.5%	43.1%
522	9.2%	10.1%	11.7%	10.7%	10.3%	7.8%	10.3%	5.9%	24.1%
523	44.0%	39.3%	12.8%	4.0%	0.0%	0.0%	0.0%	0.0%	0.0%
524	0.0%	0.0%	0.0%	0.0%	1.0%	0.2%	1.0%	3.0%	94.8%
525	2.5%	6.9%	11.8%	11.8%	13.8%	13.4%	12.0%	8.1%	19.8%
526	2.3%	3.4%	6.4%	9.8%	7.1%	12.0%	9.8%	13.2%	36.1%
527	7.2%	16.9%	14.0%	15.5%	13.0%	8.7%	3.9%	10.1%	10.6%
528	1.1%	1.8%	5.0%	9.6%	9.6%	9.2%	7.8%	9.9%	46.1%
529	3.5%	7.0%	13.3%	11.2%	16.1%	14.7%	12.6%	7.0%	14.7%
530	1.1%	5.4%	2.5%	2.9%	4.3%	3.6%	6.9%	14.5%	58.7%

Tabella 7: distribuzione del numero di diagnosi secondarie nelle cliniche (in percentuale)

1.6 Gravità all'ammissione (punteggio complessivo HoNOS) nelle cliniche

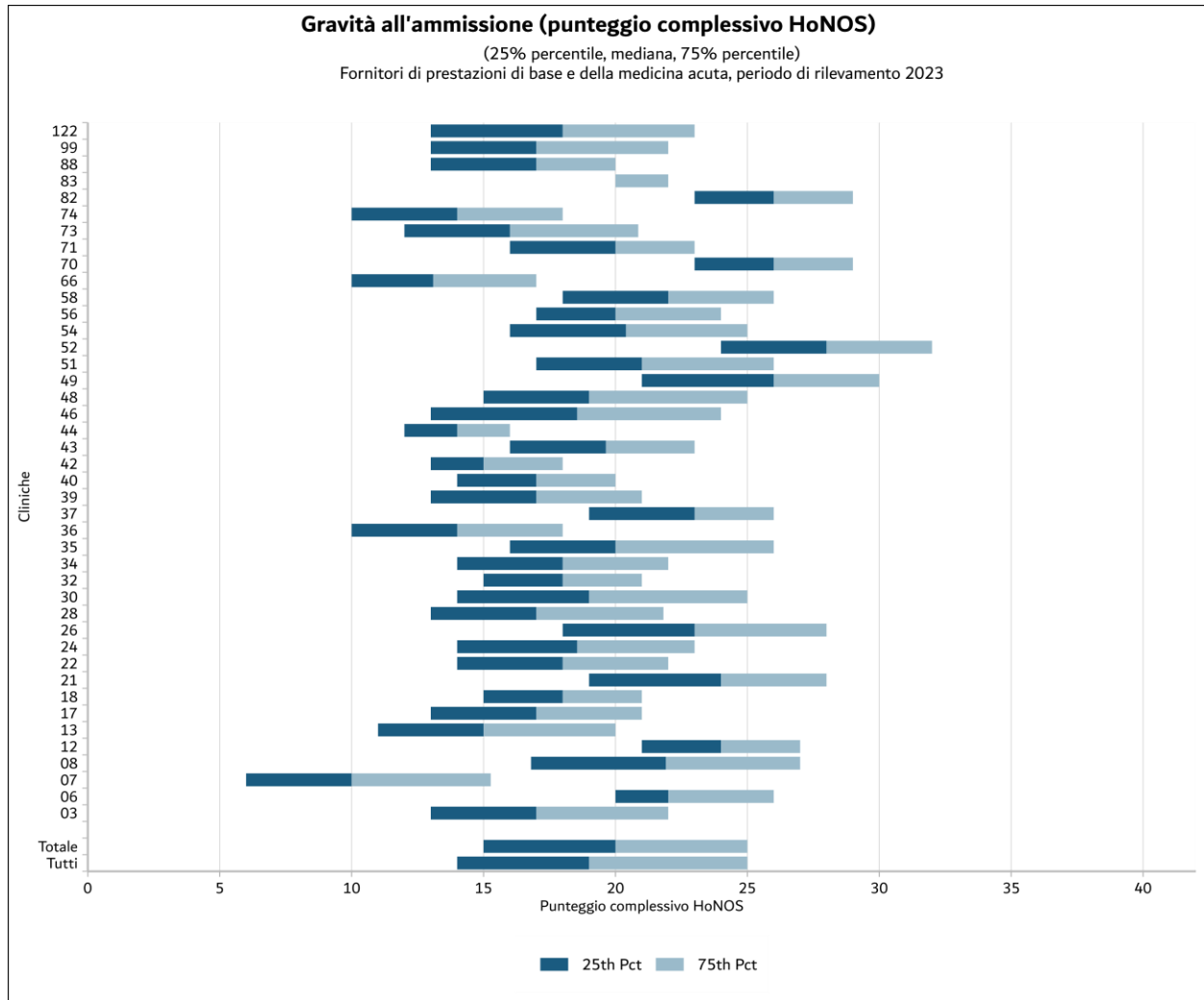


Figura 26: gravità all'ammissione (punteggio complessivo HoNOS) nei fornitori di prestazioni di base e della medicina acuta

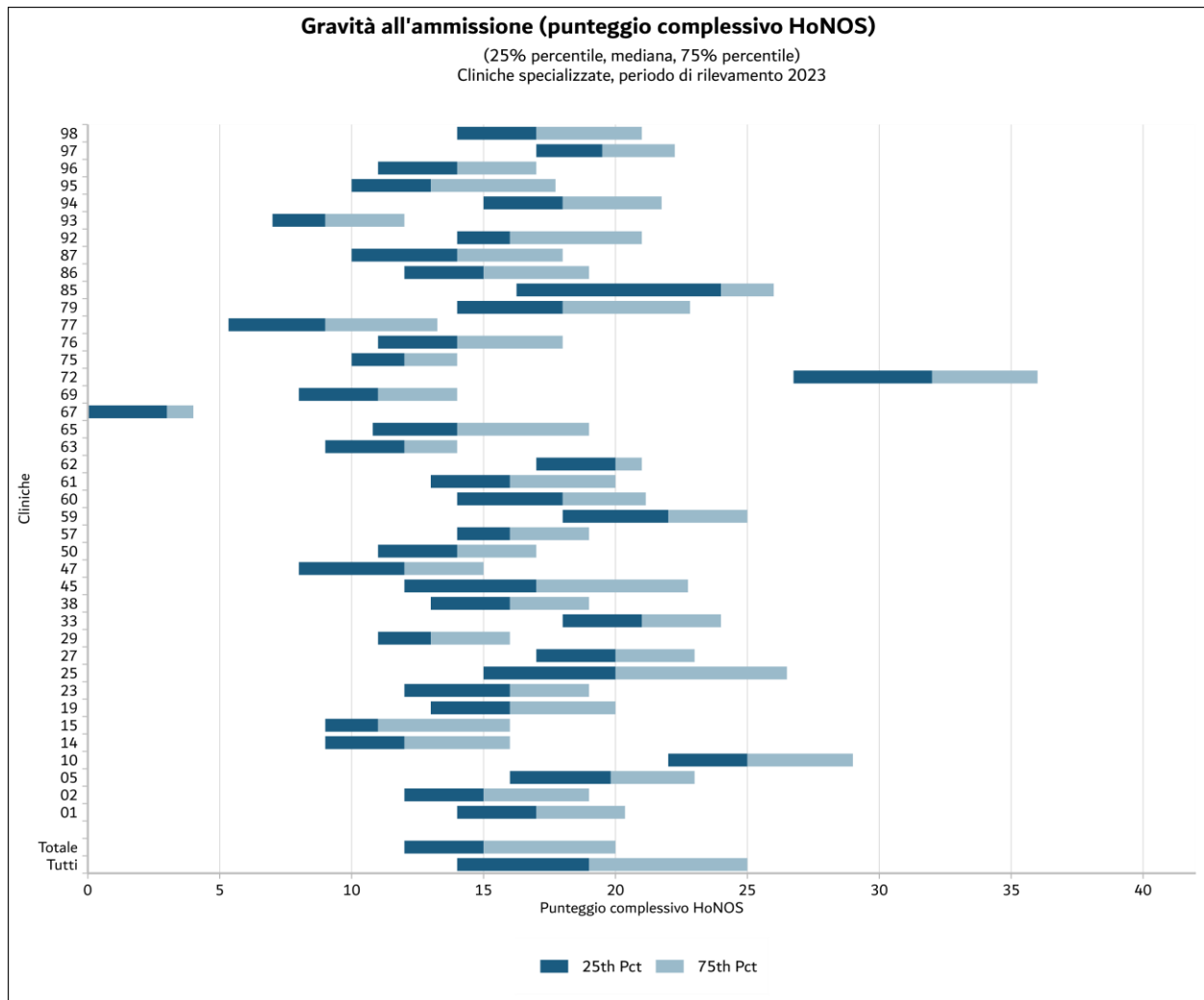


Figura 27: gravità all'ammissione (punteggio complessivo HoNOS) nelle cliniche specializzate

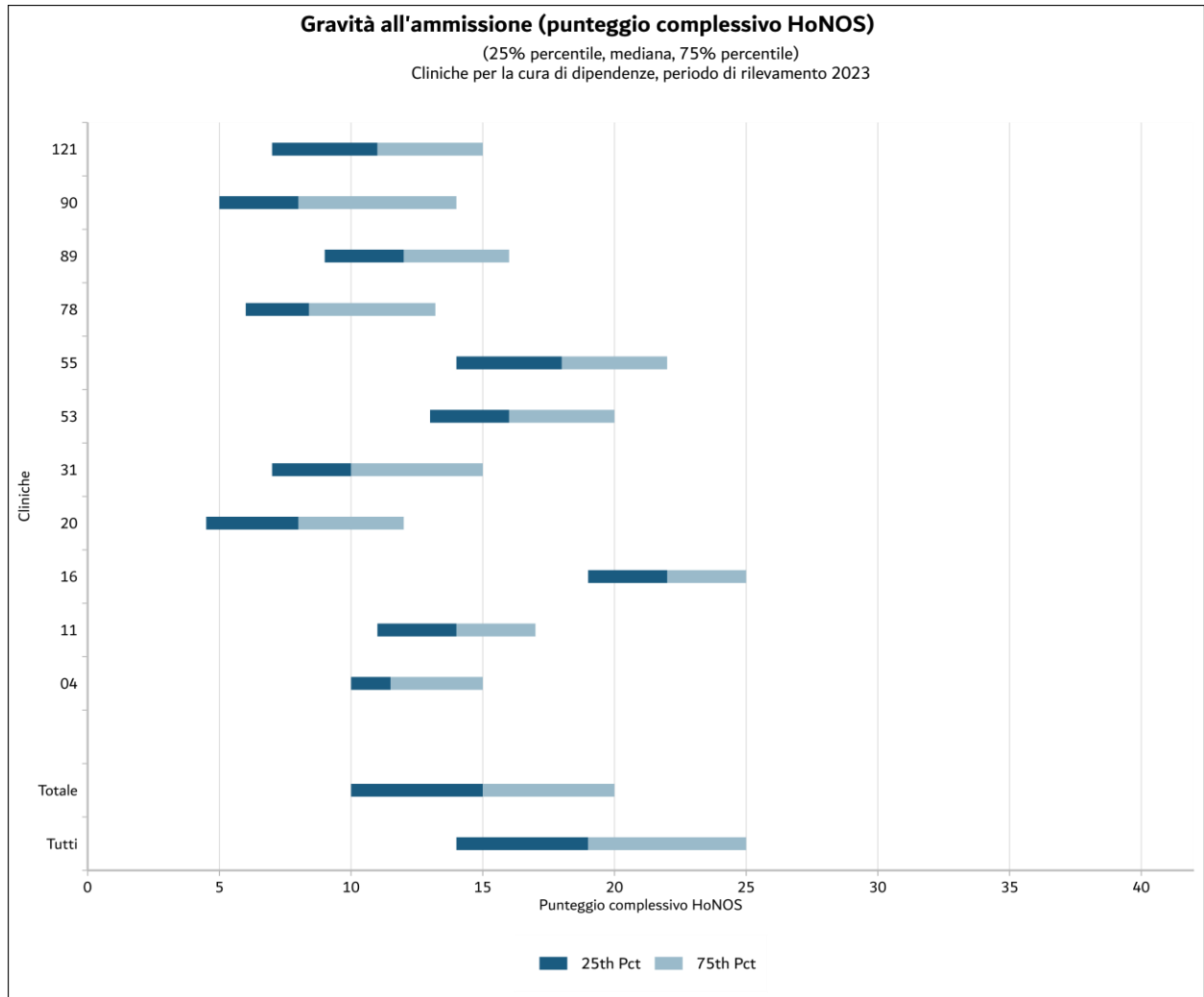


Figura 28: gravità all'ammissione (punteggio complessivo HoNOS) nelle cliniche per la cura di dipendenze

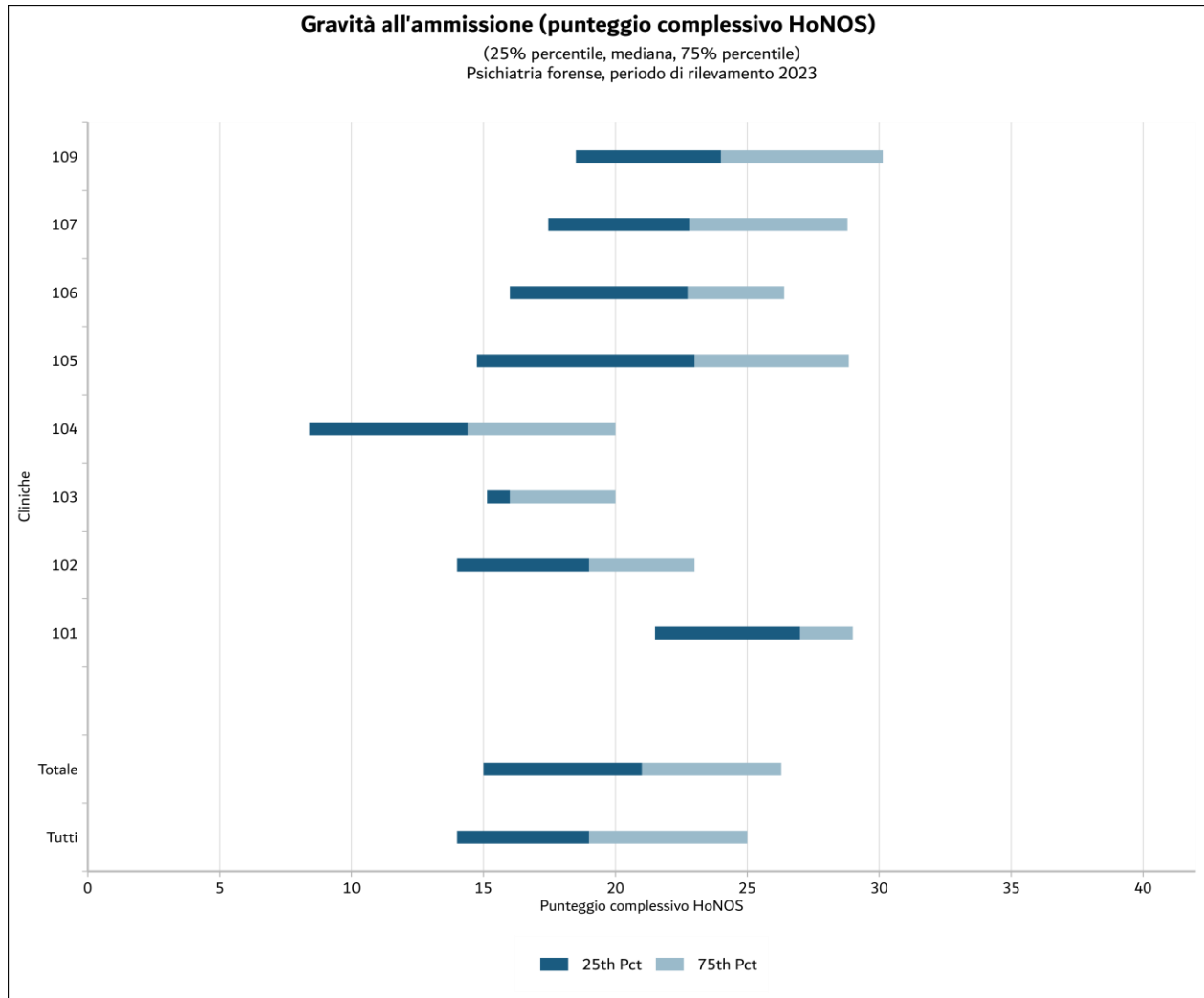


Figura 29: gravità all'ammissione (punteggio complessivo HoNOS) nelle cliniche di psichiatria forense

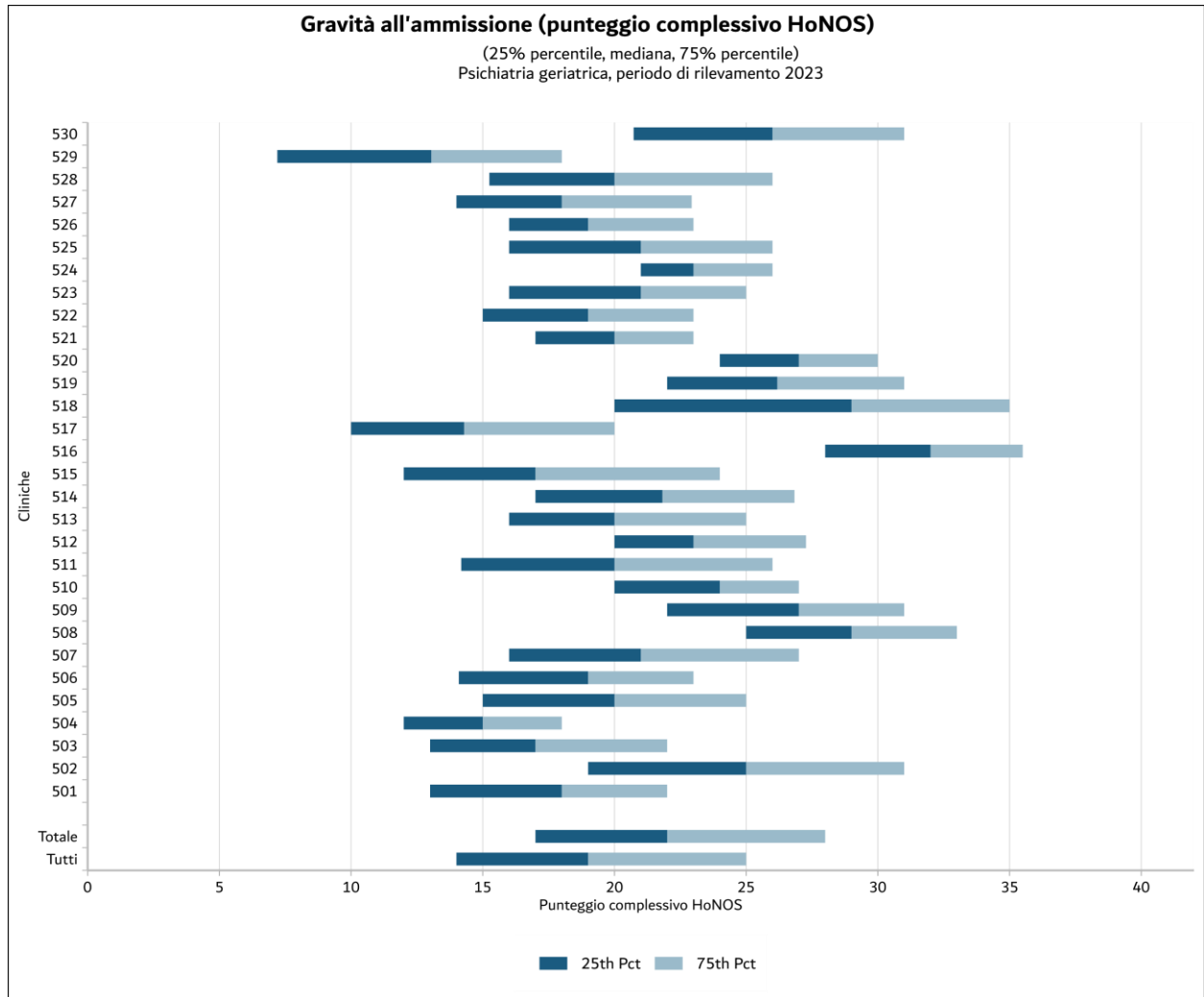


Figura 30: gravità all'ammissione (punteggio complessivo HoNOS) nelle cliniche di psichiatria geriatrica

Clinica	valore medio	+/- DS	Minimo	Percentile 25	Mediana	Percentile 75	Massimo	N valido	I. m.	
Tutte le cliniche	19.6	7.4	0.0	14.0	19.0	25.0	48.0	86560	1055	
Fornitori di prestazioni di base e della medicina acuta	Totale	20.1	7.2	0.0	15.0	20.0	25.0	48.0	59285	723
	03	17.7	7.0	0.0	13.0	17.0	22.0	48.0	3593	46
	06	22.5	4.8	5.0	20.0	22.0	26.0	38.0	841	0
	07	11.2	6.2	0.0	6.0	10.0	15.3	36.0	756	17
	08	21.7	7.1	3.0	16.8	21.9	27.0	46.7	2506	59
	12	24.0	5.5	7.6	21.0	24.0	27.0	45.0	1274	0
	13	15.7	6.4	0.0	11.0	15.0	20.0	45.0	2435	1
	17	17.6	7.0	3.0	13.0	17.0	21.0	44.0	1260	16
	18	18.6	4.5	6.0	15.0	18.0	21.0	32.0	309	0
	21	23.5	6.4	4.0	19.0	24.0	28.0	43.6	1582	2
	22	18.0	6.0	2.0	14.0	18.0	22.0	39.0	2899	7
	24	18.8	6.9	0.0	14.0	18.5	23.0	38.2	1451	19
	26	22.8	7.4	0.0	18.0	23.0	28.0	48.0	2190	32
	28	17.4	6.0	0.0	13.0	17.0	21.8	38.0	1041	0
	30	19.8	7.6	1.0	14.0	19.0	25.0	48.0	1634	17
	32	18.3	5.3	3.0	15.0	18.0	21.0	37.0	1181	14
	34	18.2	5.7	3.0	14.0	18.0	22.0	43.0	1326	4
	35	21.1	7.4	0.0	16.0	20.0	26.0	45.0	1554	5
	36	14.5	5.8	0.0	10.0	14.0	18.0	43.0	734	9
	37	22.5	5.6	2.0	19.0	23.0	26.0	43.0	1929	11
	39	17.1	5.9	1.0	13.0	17.0	21.0	36.0	2006	23
	40	17.2	4.9	2.0	14.0	17.0	20.0	36.0	1337	6
	42	15.5	3.7	5.0	13.0	15.0	18.0	28.0	1006	0
	43	19.6	5.8	3.0	16.0	19.6	23.0	42.7	1847	202
	44	14.2	3.0	4.0	12.0	14.0	16.0	24.0	462	0
	46	18.7	7.5	0.0	13.0	18.5	24.0	46.0	1894	11
	48	19.8	6.6	5.0	15.0	19.0	25.0	38.0	718	18
	49	25.0	7.0	2.0	21.0	26.0	30.0	46.0	1199	2
	51	21.4	6.2	4.0	17.0	21.0	26.0	38.7	1324	0
	52	27.7	5.6	7.0	24.0	28.0	32.0	46.0	4289	1
	54	20.7	6.0	3.0	16.0	20.4	25.0	38.0	1204	39
	56	20.3	5.8	2.0	17.0	20.0	24.0	48.0	2677	4
	58	22.0	6.0	4.0	18.0	22.0	26.0	43.0	2013	4

Clinica	valore medio	+/- DS	Minimo	Percentile 25	Mediana	Percentile 75	Massimo	N valido	I. m.	
66	13.9	5.7	0.0	10.0	13.1	17.0	34.7	441	101	
70	26.3	4.3	15.0	23.0	26.0	29.0	39.0	333	0	
71	19.8	5.4	4.0	16.0	20.0	23.0	40.0	859	8	
73	16.3	6.6	0.0	12.0	16.0	20.9	43.2	987	3	
74	14.4	5.5	0.0	10.0	14.0	18.0	31.0	893	0	
82	26.3	5.0	7.0	23.0	26.0	29.0	44.0	1512	22	
83	20.0	3.7	4.0	20.0	20.0	22.0	35.0	510	0	
88	16.7	5.3	6.0	13.0	17.0	20.0	31.0	121	1	
99	17.6	6.3	2.0	13.0	17.0	22.0	33.0	283	0	
122	18.0	7.4	1.0	13.0	18.0	23.0	43.0	875	19	
Cliniche specializzate	Totale	15.9	6.2	0.0	12.0	15.0	20.0	46.0	12927	224
01	17.5	4.8	4.0	14.0	17.0	20.4	35.0	743	1	
02	15.4	5.5	0.0	12.0	15.0	19.0	38.7	735	15	
05	19.3	5.7	4.0	16.0	19.8	23.0	39.0	306	5	
10	25.0	5.8	11.0	22.0	25.0	29.0	41.0	69	0	
14	12.8	5.1	3.0	9.0	12.0	16.0	28.0	115	0	
15	12.6	5.3	2.2	9.0	11.0	16.0	31.0	185	19	
19	16.5	4.9	2.0	13.0	16.0	20.0	29.0	477	4	
23	15.7	5.2	3.0	12.0	16.0	19.0	36.0	513	0	
25	21.1	8.3	5.0	15.0	20.0	26.5	46.0	239	52	
27	20.0	5.1	5.0	17.0	20.0	23.0	35.0	141	0	
29	13.7	4.6	1.0	11.0	13.0	16.0	32.0	393	0	
33	21.0	5.1	8.0	18.0	21.0	24.0	36.0	378	6	
38	16.0	4.6	4.0	13.0	16.0	19.0	29.0	311	0	
45	17.3	6.5	3.0	12.0	17.0	22.8	33.0	222	1	
47	12.0	4.7	3.0	8.0	12.0	15.0	23.0	139	9	
50	14.4	4.5	3.0	11.0	14.0	17.0	33.0	584	6	
57	16.8	4.4	5.0	14.0	16.0	19.0	32.0	653	1	
59	21.8	5.0	9.0	18.0	22.0	25.0	42.0	390	2	
60	17.6	5.5	4.0	14.0	18.0	21.1	34.7	332	0	
61	16.5	5.4	3.0	13.0	16.0	20.0	33.0	561	8	
62	19.0	3.6	10.0	17.0	20.0	21.0	28.0	71	0	
63	11.9	4.0	1.0	9.0	12.0	14.0	28.0	694	0	
65	15.0	5.7	1.2	10.8	14.0	19.0	28.0	205	1	
67	2.9	3.0	0.0	0.0	3.0	4.0	9.0	8	0	
69	11.0	4.2	0.0	8.0	11.0	14.0	27.0	795	0	

Clinica	valore medio	+/- DS	Minimo	Percentile 25	Mediana	Percentile 75	Massimo	N valido	I. m.	
	72	30.8	7.8	6.0	26.8	32.0	36.0	44.0	128	0
	75	12.1	3.8	4.0	10.0	12.0	14.0	28.4	334	0
	76	14.7	5.2	2.0	11.0	14.0	18.0	34.8	431	0
	77	9.8	5.6	0.0	5.3	9.0	13.2	25.0	166	0
	79	18.7	6.2	4.0	14.0	18.0	22.8	40.0	384	3
	85	21.3	7.4	5.5	16.2	24.0	26.0	34.0	38	0
	86	15.4	4.6	7.0	12.0	15.0	19.0	27.0	219	0
	87	13.8	5.8	1.0	10.0	14.0	18.0	30.0	207	16
	92	17.0	5.3	6.0	14.0	16.0	21.0	33.0	124	7
	93	9.7	3.6	3.0	7.0	9.0	12.0	25.3	384	0
	94	18.2	5.5	5.0	15.0	18.0	21.8	31.0	158	23
	95	14.0	5.6	3.0	10.0	13.0	17.7	32.0	203	3
	96	14.1	4.6	4.0	11.0	14.0	17.0	28.8	198	3
	97	19.4	4.4	5.0	17.0	19.5	22.2	34.0	424	0
	98	17.4	5.9	3.3	14.0	17.0	21.0	36.0	270	39
Cliniche per la cura di dipendenze	Totale	15.3	6.6	0.0	10.0	15.0	20.0	40.0	2685	26
	04	12.6	5.0	3.0	10.0	11.5	15.0	29.0	90	0
	11	14.2	4.9	4.0	11.0	14.0	17.0	31.2	605	0
	16	22.2	4.8	9.0	19.0	22.0	25.0	35.0	356	0
	20	8.9	5.6	0.0	4.5	8.0	12.0	32.0	179	0
	31	11.3	5.1	4.0	7.0	10.0	15.0	24.0	85	0
	53	16.1	5.3	5.0	13.0	16.0	20.0	31.0	219	14
	55	17.9	6.1	3.0	14.0	18.0	22.0	40.0	708	7
	78	9.6	4.7	2.0	6.0	8.4	13.2	26.0	162	2
	89	12.5	4.7	4.0	9.0	12.0	16.0	25.0	69	1
	90	9.4	5.1	1.0	5.0	8.0	14.0	20.0	41	0
	121	11.6	5.7	1.0	7.0	11.0	15.0	26.0	171	2
Psichiatria forense	Totale	20.7	7.7	1.2	15.0	21.0	26.3	45.0	699	36
	101	25.6	5.8	9.0	21.5	27.0	29.0	40.0	71	4
	102	19.0	6.6	4.0	14.0	19.0	23.0	42.0	275	14
	103	17.4	4.2	10.0	15.1	16.0	20.0	27.0	15	0
	104	14.9	8.0	1.2	8.4	14.4	20.0	35.0	61	2
	105	21.9	9.2	5.0	14.8	23.0	28.8	39.3	48	0
	106	22.2	7.7	6.0	16.0	22.7	26.4	45.0	102	7
	107	22.9	7.6	2.0	17.5	22.8	28.8	44.0	107	8

Clinica	valore medio	+/- DS	Minimo	Percentile 25	Mediana	Percentile 75	Massimo	N valido	I. m.	
	109	25.1	8.2	13.0	18.5	24.0	30.1	40.0	20	1
Psichiatria geriatrica	Totale	22.2	7.8	0.0	17.0	22.0	28.0	48.0	10964	46
	501	18.1	6.1	5.0	13.0	18.0	22.0	34.9	87	0
	502	24.6	8.1	1.0	19.0	25.0	31.0	47.0	373	0
	503	17.3	6.7	4.0	13.0	17.0	22.0	37.0	197	0
	504	15.7	4.7	4.0	12.0	15.0	18.0	35.0	161	1
	505	20.4	6.5	5.0	15.0	20.0	25.0	43.6	655	0
	506	18.9	6.2	3.6	14.1	19.0	23.0	36.0	327	2
	507	21.2	7.5	4.0	16.0	21.0	27.0	39.0	151	5
	508	28.6	5.9	11.0	25.0	29.0	33.0	45.0	322	0
	509	26.1	7.2	5.0	22.0	27.0	31.0	44.0	545	1
	510	23.3	5.5	9.0	20.0	24.0	27.0	38.0	275	2
	511	20.4	8.0	3.0	14.2	20.0	26.0	48.0	341	8
	512	23.5	6.4	4.0	20.0	23.0	27.3	43.0	538	0
	513	20.8	6.5	6.0	16.0	20.0	25.0	43.0	441	0
	514	22.2	7.2	3.0	17.0	21.8	26.8	45.0	887	3
	515	18.4	7.5	4.0	12.0	17.0	24.0	41.0	252	0
	516	31.6	6.2	11.0	28.0	32.0	35.5	46.0	639	1
	517	15.3	6.8	1.0	10.0	14.3	20.0	40.0	606	0
	518	27.5	9.5	4.0	20.0	29.0	35.0	45.0	367	2
	519	26.3	6.2	7.0	22.0	26.2	31.0	41.0	281	1
	520	27.1	4.6	11.0	24.0	27.0	30.0	37.0	322	0
	521	19.8	4.7	7.0	17.0	20.0	23.0	33.0	426	3
	522	18.9	5.9	2.0	15.0	19.0	23.0	34.7	475	2
	523	20.7	6.1	3.0	16.0	21.0	25.0	36.0	298	0
	524	23.4	4.3	6.0	21.0	23.0	26.0	36.0	405	0
	525	21.1	7.4	2.2	16.0	21.0	26.0	46.7	428	6
	526	19.3	5.7	1.1	16.0	19.0	23.0	34.0	266	0
	527	18.9	6.9	3.0	14.0	18.0	22.9	39.0	204	3
	528	20.6	6.7	7.0	15.2	20.0	26.0	42.5	282	0
	529	13.2	7.2	0.0	7.2	13.0	18.0	36.0	140	3
	530	25.7	6.4	11.0	20.7	26.0	31.0	39.0	273	3

Tabella 8: gravità all'ammissione (punteggio complessivo HoNOS) nelle cliniche

1.7 Gravità all'ammissione (punteggio complessivo BSCL) nelle cliniche

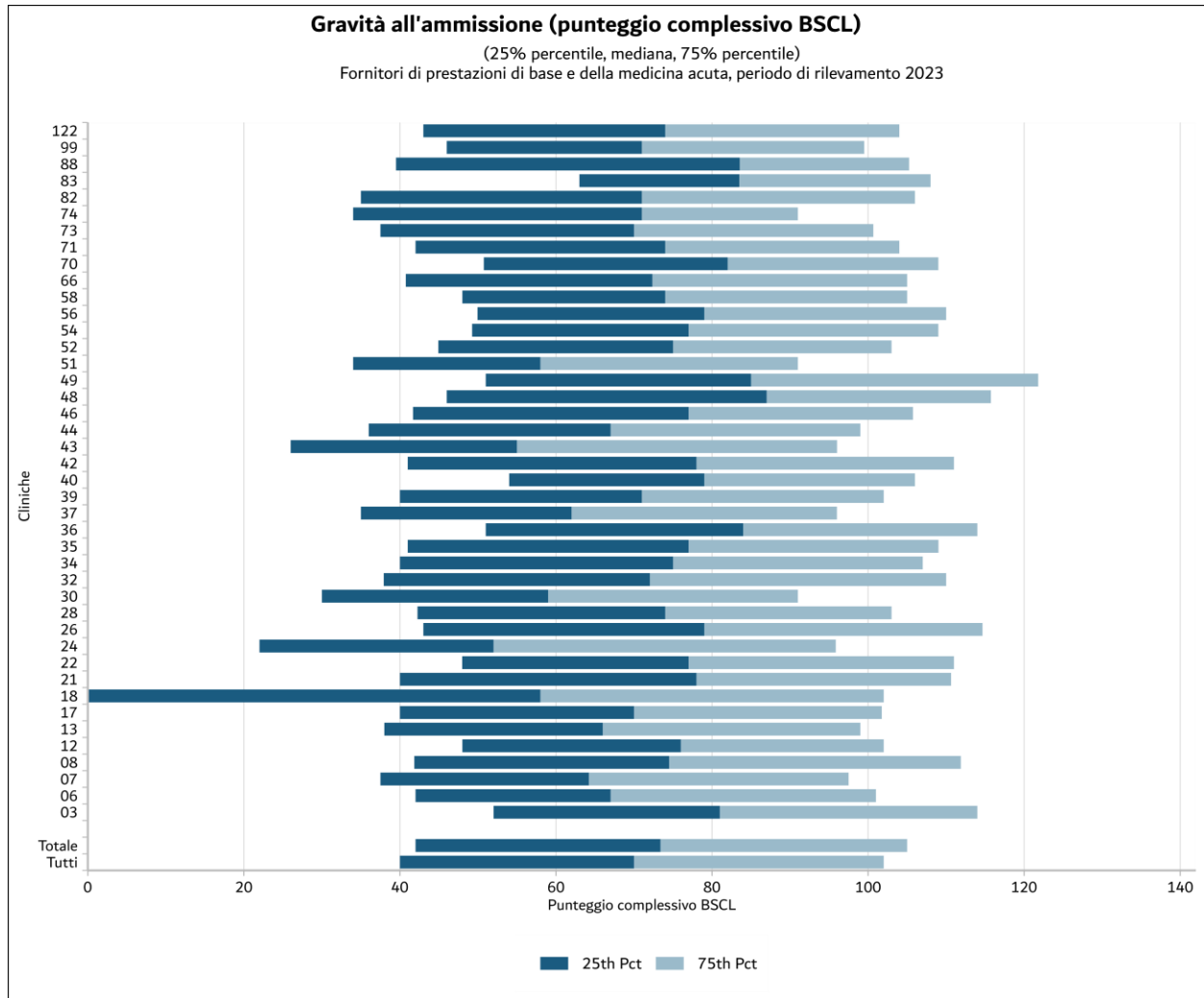


Figura 31: gravità all'ammissione (punteggio complessivo BSCL) nei fornitori di prestazioni di base e della medicina acuta

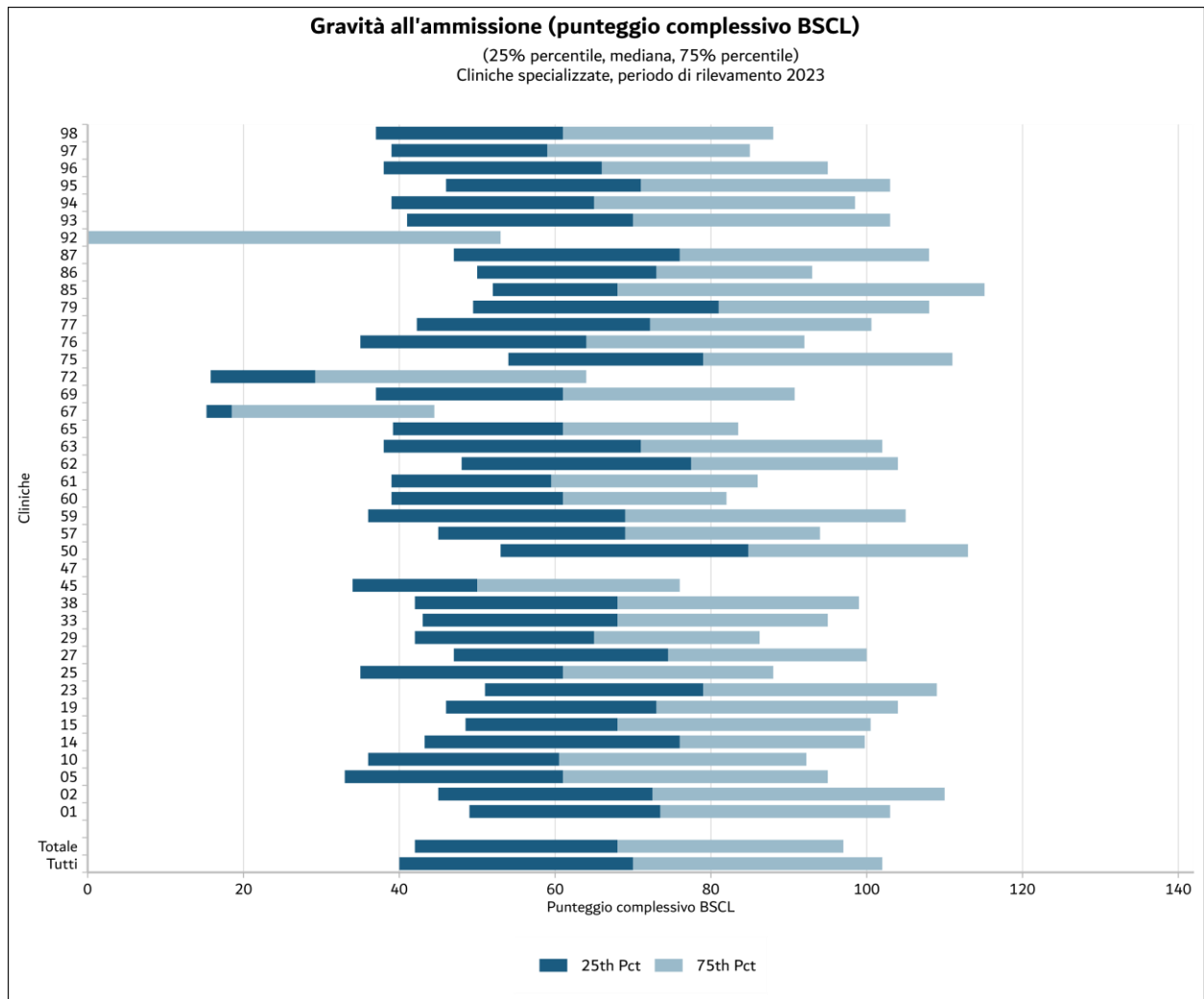


Figura 32: gravità all'ammissione (punteggio complessivo BSCL) nelle cliniche specializzate

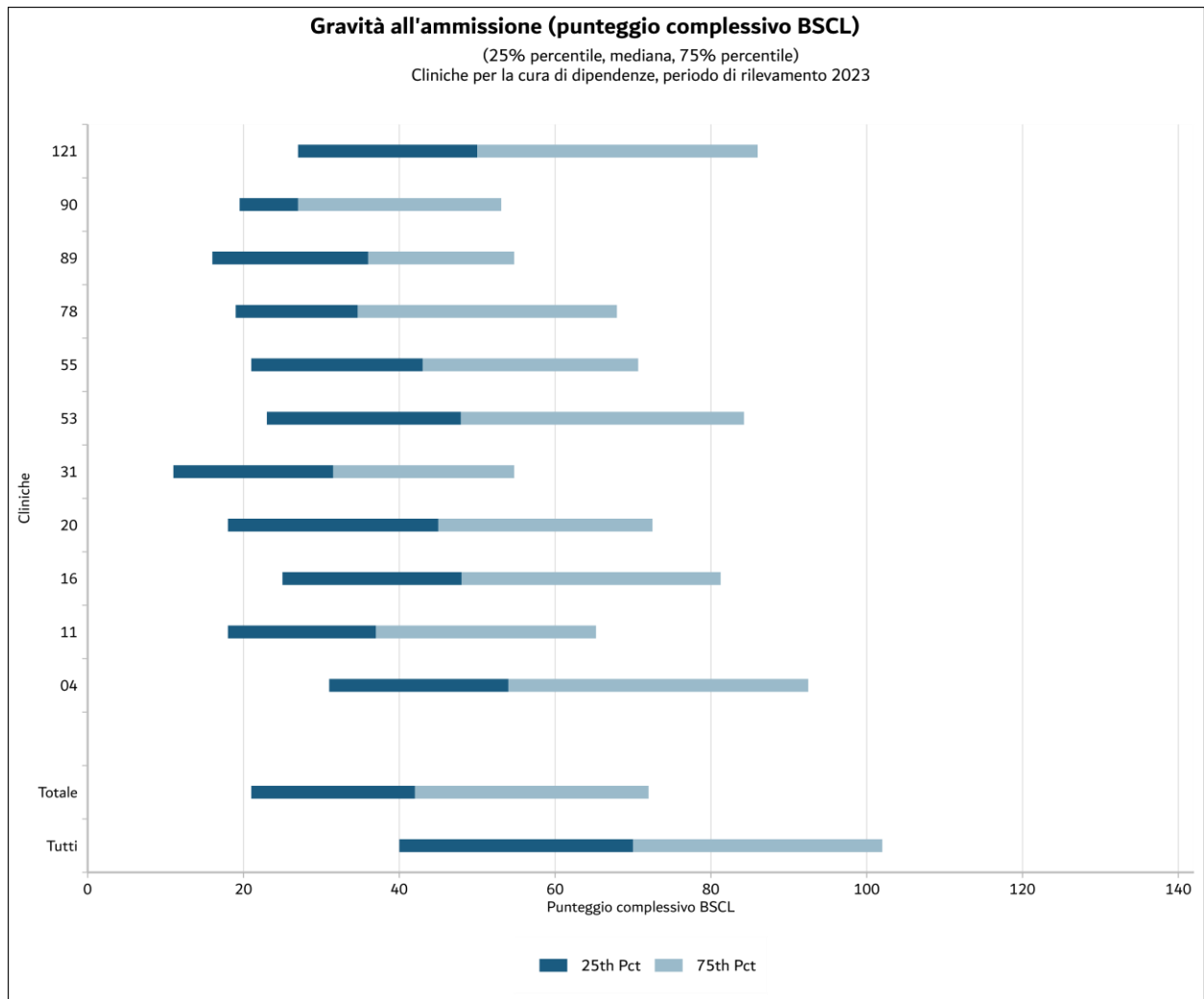


Figura 33: gravità all'ammissione (punteggio complessivo BSCL) nelle cliniche per la cura di dipendenze

Clinica	valore medio	+/- DS	Minimo	Percentile 25	Mediana	Percentile 75	Massimo	N valido	I. m.
Tutte le cliniche	72.7	41.3	0.0	40.0	70.0	102.0	212.0	39550	36320
Fornitori di prestazioni di base e della medicina acuta	Totale	75.3	42.2	0.0	42.0	73.4	105.0	26471	33537
	03	82.9	41.2	0.0	52.0	81.0	114.0	1294	2345
	06	72.4	41.0	0.0	42.0	67.0	101.0	458	383
	07	66.5	41.2	0.0	37.5	64.2	97.5	131	642
	08	77.0	44.2	0.0	41.8	74.5	111.9	442	2123
	12	76.6	37.0	0.0	48.0	76.0	102.0	1070	204
	13	69.9	39.4	0.0	38.0	66.0	99.0	712	1724
	17	72.8	41.3	0.0	40.0	70.0	101.8	1062	214
	18	60.2	52.3	0.0	0.0	58.0	102.0	309	0
	21	77.1	44.2	0.0	40.0	78.0	110.6	572	1012
	22	80.0	42.7	0.0	48.0	77.0	111.0	1352	1554
	24	61.3	46.0	0.0	22.0	52.0	95.9	928	542
	26	80.2	46.8	0.0	43.0	79.0	114.7	823	1399
	28	75.0	42.7	0.0	42.2	74.0	103.0	550	491
	30	62.9	39.5	0.0	30.0	59.0	91.0	705	946
	32	76.3	48.0	0.0	37.9	72.0	110.0	312	883
	34	75.6	43.0	0.0	40.0	75.0	107.0	664	666
	35	77.6	44.9	0.0	41.0	77.0	109.0	752	807
	36	83.5	42.5	2.0	51.0	84.0	114.0	365	378
	37	67.3	40.1	0.0	35.0	62.0	96.0	801	1139
	39	72.8	41.5	0.0	40.0	71.0	102.0	1426	603
	40	80.0	37.0	0.0	54.0	79.0	106.0	962	381
	42	78.0	44.0	0.0	41.0	78.0	111.0	571	435
	43	63.6	46.6	0.0	26.0	55.0	96.0	480	1569
	44	70.2	41.3	1.0	36.0	67.0	99.0	428	34
	46	75.1	43.9	0.0	41.7	77.0	105.7	326	1579
	48	83.9	45.9	0.0	46.0	87.0	115.7	145	591
	49	86.9	47.7	0.0	51.0	85.0	121.8	687	514
	51	63.9	38.6	0.0	34.0	58.0	91.0	754	570
	52	75.1	37.8	0.0	44.9	75.0	103.0	1251	3039
	54	79.5	38.2	0.0	49.2	77.0	109.0	478	765
	56	81.1	41.4	0.0	49.9	79.0	110.0	1831	850
	58	77.9	39.2	0.0	48.0	74.0	105.0	1121	896

Clinica	valore medio	+/- DS	Minimo	Percentile 25	Mediana	Percentile 75	Massimo	N valido	I. m.	
66	73.6	40.3	3.0	40.8	72.4	105.0	165.2	148	394	
70	81.9	39.8	0.0	50.8	82.0	109.0	188.0	296	37	
71	75.0	41.5	0.0	42.0	74.0	104.0	178.0	357	510	
73	73.3	44.1	0.0	37.5	70.0	100.7	185.5	200	790	
74	67.0	42.1	0.0	34.0	71.0	91.0	142.0	25	868	
82	72.9	44.7	0.0	35.0	71.0	106.0	204.6	473	1061	
83	85.4	33.0	0.0	63.0	83.5	108.0	167.0	392	118	
88	78.0	45.1	10.0	39.5	83.5	105.2	193.0	58	64	
99	74.4	35.9	7.0	46.0	71.0	99.5	176.0	223	60	
122	74.4	41.6	0.0	43.0	74.0	104.0	189.0	537	357	
Cliniche specializzate	Totale	71.1	38.2	0.0	42.0	68.0	97.0	212.0	10774	2377
01	77.4	37.2	3.0	49.0	73.5	103.0	190.0	716	28	
02	78.7	43.6	2.0	45.0	72.5	110.0	193.0	662	88	
05	65.8	39.4	0.0	33.0	61.0	95.0	177.0	297	14	
10	62.0	33.5	4.0	36.0	60.5	92.2	126.0	56	13	
14	73.6	37.3	4.0	43.2	76.0	99.8	174.0	110	5	
15	74.5	37.7	0.0	48.5	68.0	100.5	181.0	143	61	
19	76.1	38.8	0.0	46.0	73.0	104.0	188.0	439	42	
23	80.4	38.5	2.0	51.0	79.0	109.0	172.0	418	95	
25	62.1	34.6	1.0	35.0	61.0	88.0	173.0	233	58	
27	76.7	40.0	5.0	47.0	74.5	100.0	170.0	84	57	
29	66.3	30.6	13.0	42.0	65.0	86.2	173.0	392	1	
33	70.5	39.2	0.0	43.0	68.0	95.0	190.0	294	90	
38	71.9	35.9	5.0	42.0	68.0	99.0	157.0	261	50	
45	57.7	32.1	7.0	34.0	50.0	76.0	172.0	194	29	
47	-	-	-	-	-	-	-	0	148	
50	84.3	40.3	0.0	53.0	84.8	113.0	186.0	475	115	
57	71.0	33.1	3.0	45.0	69.0	94.0	172.0	630	24	
59	71.6	41.6	1.0	36.0	69.0	105.0	162.0	221	171	
60	63.7	31.8	2.0	39.0	61.0	82.0	165.0	280	52	
61	64.0	33.3	1.0	39.0	59.5	86.0	193.0	558	11	
62	75.9	36.1	3.0	48.0	77.5	104.0	147.0	65	6	
63	72.5	40.8	0.0	38.0	71.0	102.0	212.0	565	129	
65	63.3	32.9	6.0	39.2	61.0	83.5	179.0	142	64	
67	35.6	36.5	4.0	15.2	18.5	44.5	101.0	8	0	
69	65.3	37.8	0.0	37.0	61.0	90.8	187.0	746	49	

Clinica	valore medio	+/- DS	Minimo	Percentile 25	Mediana	Percentile 75	Massimo	N valido	I. m.	
72	43.4	39.3	3.0	15.8	29.2	64.0	143.1	29	99	
75	83.2	38.9	0.0	54.0	79.0	111.0	194.0	265	69	
76	65.8	38.8	0.0	35.0	64.0	92.0	191.0	386	45	
77	74.5	39.5	0.0	42.2	72.2	100.6	172.0	78	88	
79	79.1	37.8	2.0	49.5	81.0	108.0	175.0	203	184	
85	80.0	37.9	33.0	52.0	68.0	115.1	135.0	11	27	
86	72.2	31.3	5.0	50.0	73.0	93.0	157.0	213	6	
87	78.9	40.6	0.0	47.0	76.0	108.0	162.0	85	138	
92	27.3	37.4	0.0	0.0	0.0	53.0	145.0	69	62	
93	75.4	44.1	0.0	41.0	70.0	103.0	187.0	297	87	
94	69.3	38.2	7.0	39.0	65.0	98.5	168.0	147	34	
95	75.2	40.7	5.0	46.0	71.0	103.0	196.0	153	53	
96	67.0	35.9	4.0	38.0	66.0	95.0	161.0	197	4	
97	63.0	32.5	2.0	39.0	59.0	85.0	175.0	413	11	
98	65.4	35.7	3.0	37.0	61.0	88.0	168.0	239	70	
Cliniche per la cura di dipendenze	Totale	49.2	35.5	0.0	21.0	42.0	72.0	211.0	2305	406
04	63.5	42.4	3.0	31.0	54.0	92.5	161.0	61	29	
11	43.8	32.2	0.0	18.0	37.0	65.2	159.0	556	49	
16	55.7	38.0	0.0	25.0	48.0	81.2	188.0	340	16	
20	49.4	37.8	0.0	18.0	45.0	72.5	172.0	143	36	
31	37.4	31.5	0.0	11.0	31.5	54.8	156.0	82	3	
53	54.9	38.8	1.0	23.0	47.9	84.2	163.0	180	53	
55	48.8	33.9	0.0	21.0	43.0	70.7	165.0	599	116	
78	44.9	35.9	0.0	19.0	34.7	67.9	211.0	83	81	
89	39.2	29.0	3.0	16.0	36.0	54.8	131.0	62	8	
90	35.3	26.8	2.0	19.5	27.0	53.1	107.0	30	11	
121	57.4	36.6	1.0	27.0	50.0	86.0	184.0	169	4	

Tabella 9: gravità all'ammissione (punteggio complessivo BSCL) nelle cliniche

1.8 Ricovero a scopo di assistenza

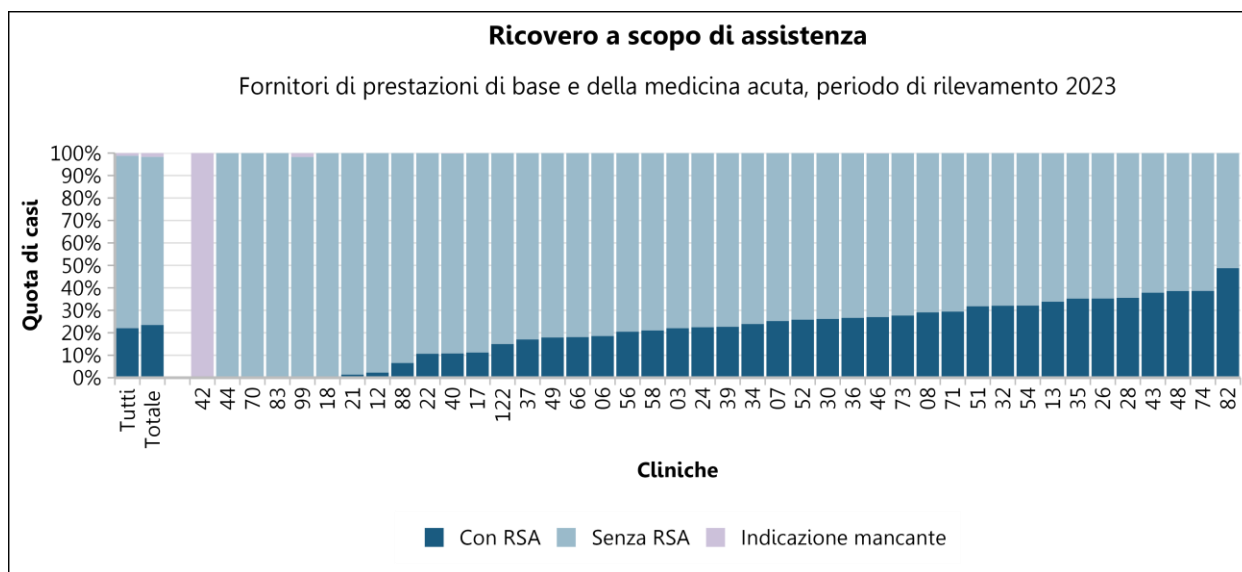


Figura 34: ricovero a scopo di assistenza nei fornitori di prestazioni di base e della medicina acuta

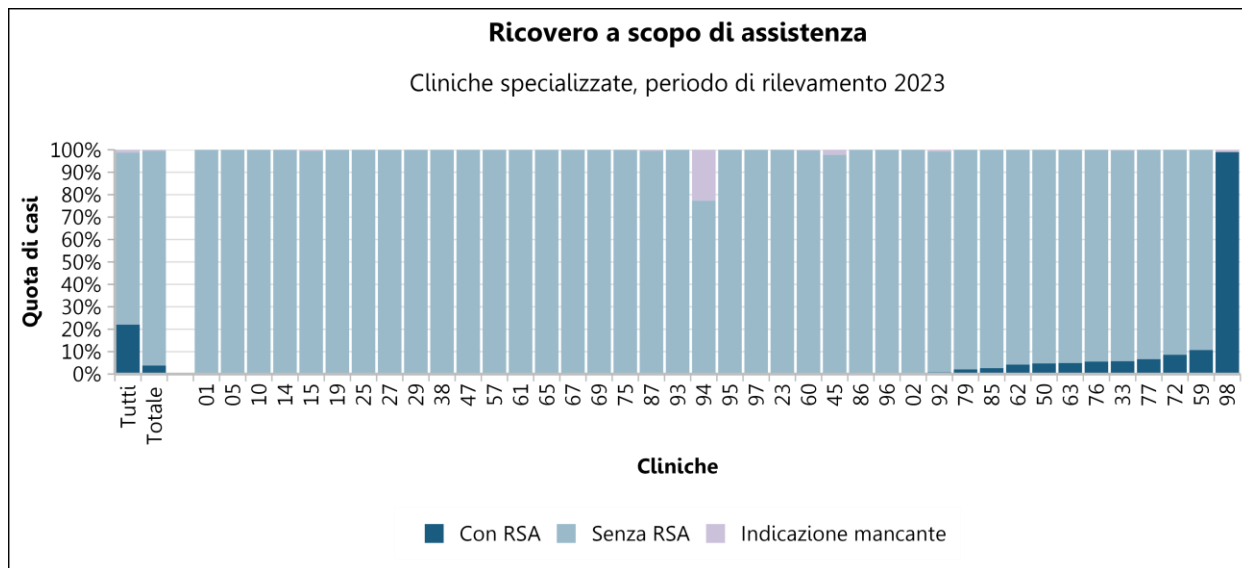


Figura 35: ricovero a scopo di assistenza nelle cliniche specializzate

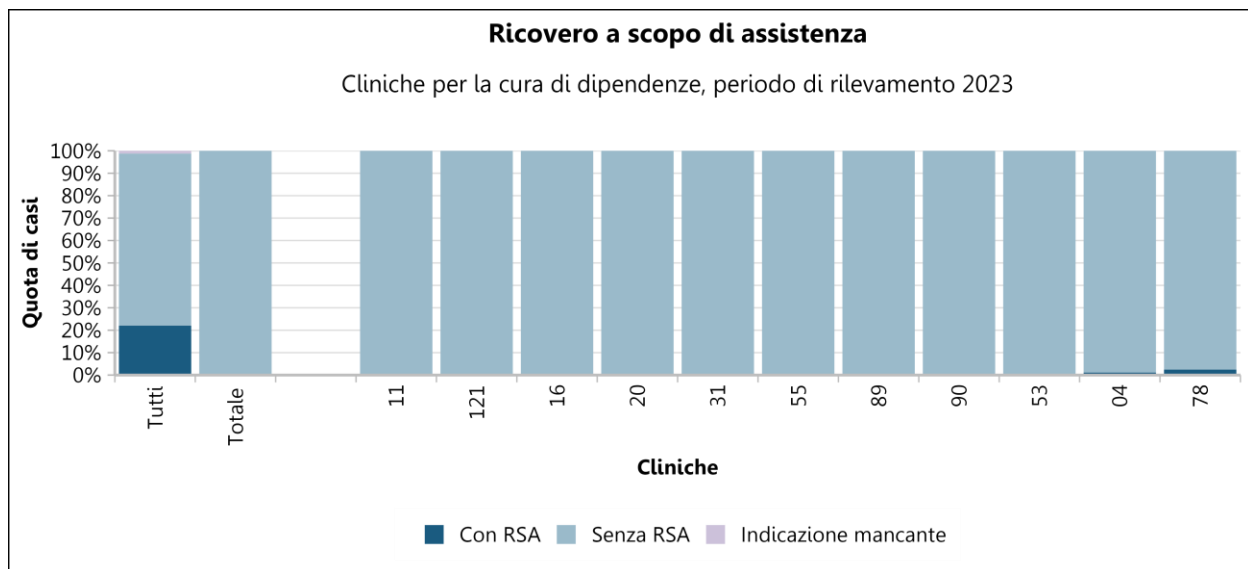


Figura 36: ricovero a scopo di assistenza nelle cliniche per la cura di dipendenze

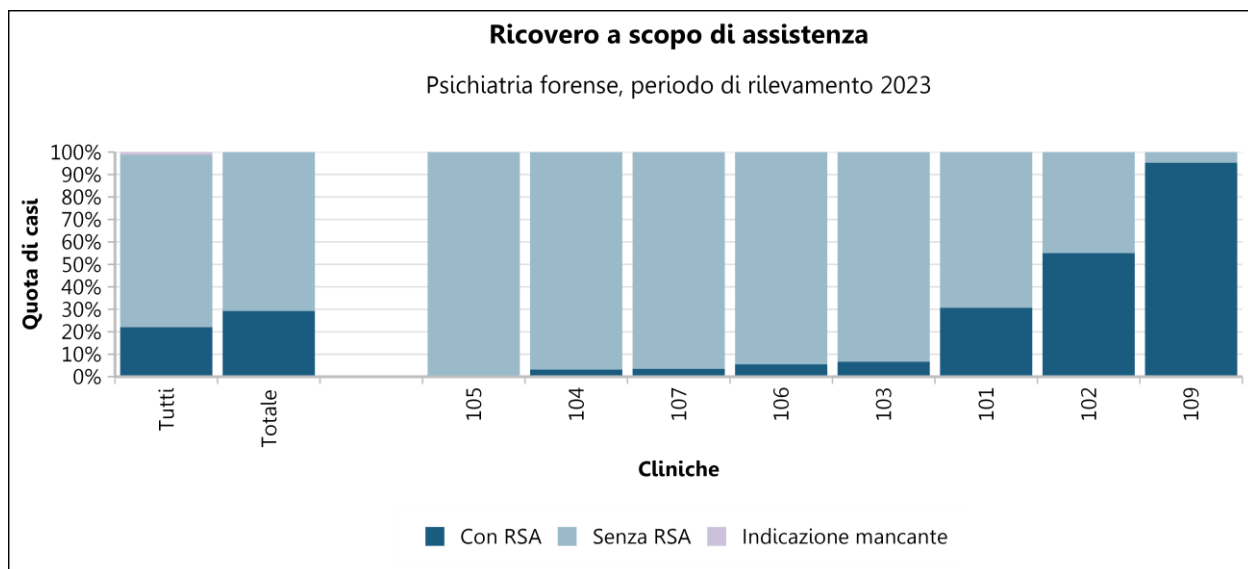


Figura 37: ricovero a scopo di assistenza nelle cliniche di psichiatria forense

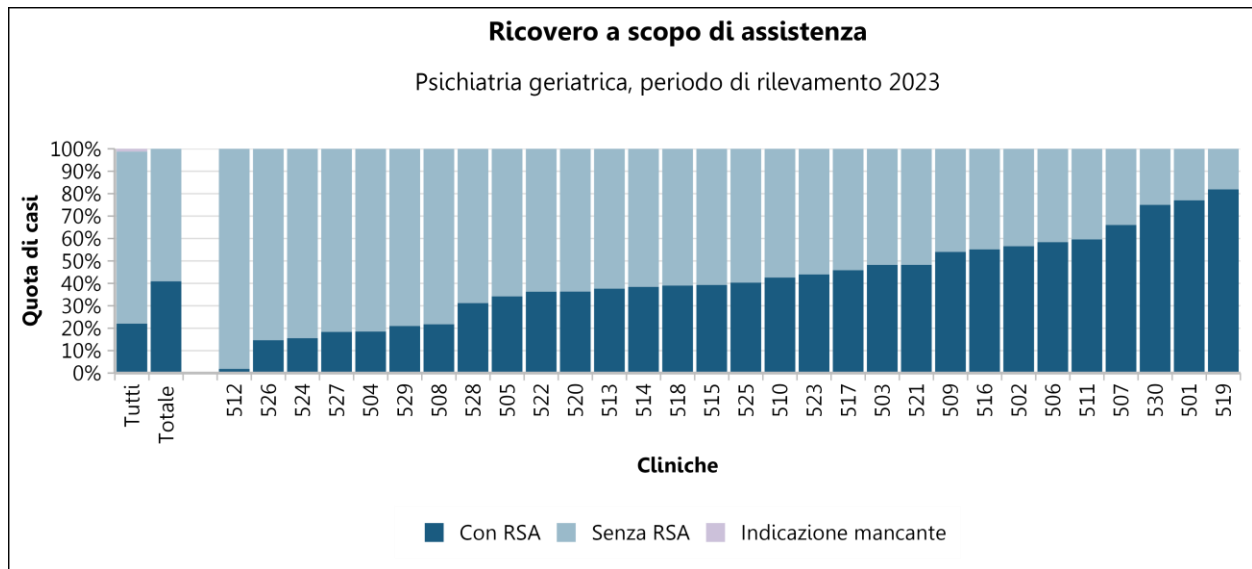


Figura 38: ricovero a scopo di assistenza nelle cliniche di psichiatria geriatrica

	Clinica	Senza RSA		Con RSA		Indicazione mancante	
Tutte le cliniche		67242	76.7%	19303	22.0%	1070	1.2%
Fornitori di prestazioni di base e della medicina acuta	Totale	44914	74.8%	14078	23.5%	1016	1.7%
	03	2838	78.0%	801	22.0%	0	0.0%
	06	685	81.5%	156	18.5%	0	0.0%
	07	578	74.8%	195	25.2%	0	0.0%
	08	1819	70.9%	746	29.1%	0	0.0%
	12	1245	97.7%	29	2.3%	0	0.0%
	13	1611	66.1%	824	33.8%	1	0.0%
	17	1133	88.8%	143	11.2%	0	0.0%
	18	307	99.4%	2	0.6%	0	0.0%
	21	1562	98.6%	22	1.4%	0	0.0%
	22	2596	89.3%	310	10.7%	0	0.0%
	24	1140	77.6%	330	22.4%	0	0.0%
	26	1439	64.8%	783	35.2%	0	0.0%
	28	671	64.5%	370	35.5%	0	0.0%
	30	1219	73.8%	432	26.2%	0	0.0%
	32	812	67.9%	383	32.1%	0	0.0%
	34	1012	76.1%	318	23.9%	0	0.0%
	35	1010	64.8%	549	35.2%	0	0.0%
	36	545	73.4%	198	26.6%	0	0.0%
	37	1610	83.0%	330	17.0%	0	0.0%
	39	1569	77.3%	460	22.7%	0	0.0%
	40	1196	89.1%	145	10.8%	2	0.1%
	42	0	0.0%	0	0.0%	1006	100%
	43	1274	62.2%	775	37.8%	0	0.0%
	44	462	100%	0	0.0%	0	0.0%
	46	1389	72.9%	514	27.0%	2	0.1%
	48	452	61.4%	284	38.6%	0	0.0%
	49	986	82.1%	215	17.9%	0	0.0%
	51	903	68.2%	421	31.8%	0	0.0%
	52	3182	74.2%	1108	25.8%	0	0.0%
	54	844	67.9%	399	32.1%	0	0.0%
	56	2132	79.5%	549	20.5%	0	0.0%
	58	1593	79.0%	424	21.0%	0	0.0%
	66	444	81.9%	98	18.1%	0	0.0%
	70	333	100%	0	0.0%	0	0.0%

	Clinica	Senza RSA		Con RSA		Indicazione mancante	
	71	612	70.6%	255	29.4%	0	0.0%
	73	716	72.3%	274	27.7%	0	0.0%
	74	548	61.4%	345	38.6%	0	0.0%
	82	786	51.2%	748	48.8%	0	0.0%
	83	510	100%	0	0.0%	0	0.0%
	88	114	93.4%	8	6.6%	0	0.0%
	99	277	97.9%	1	0.4%	5	1.8%
	122	760	85.0%	134	15.0%	0	0.0%
Cliniche specializzate	Totale	12597	95.8%	500	3.8%	54	0.4%
	01	744	100%	0	0.0%	0	0.0%
	02	746	99.5%	4	0.5%	0	0.0%
	05	311	100%	0	0.0%	0	0.0%
	10	69	100%	0	0.0%	0	0.0%
	14	115	100%	0	0.0%	0	0.0%
	15	203	99.5%	0	0.0%	1	0.5%
	19	481	100%	0	0.0%	0	0.0%
	23	512	99.8%	1	0.2%	0	0.0%
	25	291	100%	0	0.0%	0	0.0%
	27	141	100%	0	0.0%	0	0.0%
	29	393	100%	0	0.0%	0	0.0%
	33	361	94.0%	22	5.7%	1	0.3%
	38	311	100%	0	0.0%	0	0.0%
	45	217	97.3%	1	0.4%	5	2.2%
	47	148	100%	0	0.0%	0	0.0%
	50	562	95.3%	28	4.7%	0	0.0%
	57	654	100%	0	0.0%	0	0.0%
	59	350	89.3%	42	10.7%	0	0.0%
	60	330	99.4%	1	0.3%	1	0.3%
	61	569	100%	0	0.0%	0	0.0%
	62	68	95.8%	3	4.2%	0	0.0%
	63	660	95.1%	34	4.9%	0	0.0%
	65	206	100%	0	0.0%	0	0.0%
	67	8	100%	0	0.0%	0	0.0%
	69	795	100%	0	0.0%	0	0.0%
	72	117	91.4%	11	8.6%	0	0.0%
	75	334	100%	0	0.0%	0	0.0%
	76	407	94.4%	24	5.6%	0	0.0%
	77	155	93.4%	11	6.6%	0	0.0%

	Clinica	Senza RSA		Con RSA		Indicazione mancante	
	79	379	97.9%	8	2.1%	0	0.0%
	85	37	97.4%	1	2.6%	0	0.0%
	86	218	99.5%	1	0.5%	0	0.0%
	87	222	99.6%	0	0.0%	1	0.4%
	92	129	98.5%	1	0.8%	1	0.8%
	93	384	100%	0	0.0%	0	0.0%
	94	140	77.3%	0	0.0%	41	22.7%
	95	206	100%	0	0.0%	0	0.0%
	96	200	99.5%	1	0.5%	0	0.0%
	97	424	100%	0	0.0%	0	0.0%
	98	0	0.0%	306	99.0%	3	1.0%
Cliniche per la cura di dipendenze	Totale	2705	99.8%	6	0.2%	0	0.0%
	04	89	98.9%	1	1.1%	0	0.0%
	11	605	100%	0	0.0%	0	0.0%
	16	356	100%	0	0.0%	0	0.0%
	20	179	100%	0	0.0%	0	0.0%
	31	85	100%	0	0.0%	0	0.0%
	53	232	99.6%	1	0.4%	0	0.0%
	55	715	100%	0	0.0%	0	0.0%
	78	160	97.6%	4	2.4%	0	0.0%
	89	70	100%	0	0.0%	0	0.0%
	90	41	100%	0	0.0%	0	0.0%
	121	173	100%	0	0.0%	0	0.0%
Psichiatria forense	Totale	520	70.7%	215	29.3%	0	0.0%
	101	52	69.3%	23	30.7%	0	0.0%
	102	130	45.0%	159	55.0%	0	0.0%
	103	14	93.3%	1	6.7%	0	0.0%
	104	61	96.8%	2	3.2%	0	0.0%
	105	48	100%	0	0.0%	0	0.0%
	106	103	94.5%	6	5.5%	0	0.0%
	107	111	96.5%	4	3.5%	0	0.0%
	109	1	4.8%	20	95.2%	0	0.0%
	Psichiatria geriatrica	Totale	6506	59.1%	4504	40.9%	0
501		20	23.0%	67	77.0%	0	0.0%
502		162	43.4%	211	56.6%	0	0.0%
503		102	51.8%	95	48.2%	0	0.0%
504		132	81.5%	30	18.5%	0	0.0%

Clinica	Senza RSA		Con RSA		Indicazione mancante	
505	431	65.8%	224	34.2%	0	0.0%
506	137	41.6%	192	58.4%	0	0.0%
507	53	34.0%	103	66.0%	0	0.0%
508	252	78.3%	70	21.7%	0	0.0%
509	251	46.0%	295	54.0%	0	0.0%
510	159	57.4%	118	42.6%	0	0.0%
511	141	40.4%	208	59.6%	0	0.0%
512	528	98.1%	10	1.9%	0	0.0%
513	275	62.4%	166	37.6%	0	0.0%
514	548	61.6%	342	38.4%	0	0.0%
515	153	60.7%	99	39.3%	0	0.0%
516	287	44.8%	353	55.2%	0	0.0%
517	328	54.1%	278	45.9%	0	0.0%
518	225	61.0%	144	39.0%	0	0.0%
519	51	18.1%	231	81.9%	0	0.0%
520	205	63.7%	117	36.3%	0	0.0%
521	222	51.7%	207	48.3%	0	0.0%
522	304	63.7%	173	36.3%	0	0.0%
523	167	56.0%	131	44.0%	0	0.0%
524	342	84.4%	63	15.6%	0	0.0%
525	259	59.7%	175	40.3%	0	0.0%
526	227	85.3%	39	14.7%	0	0.0%
527	169	81.6%	38	18.4%	0	0.0%
528	194	68.8%	88	31.2%	0	0.0%
529	113	79.0%	30	21.0%	0	0.0%
530	69	25.0%	207	75.0%	0	0.0%

Tabella 10: ricovero a scopo di assistenza nelle cliniche

1.9 Campo di attività

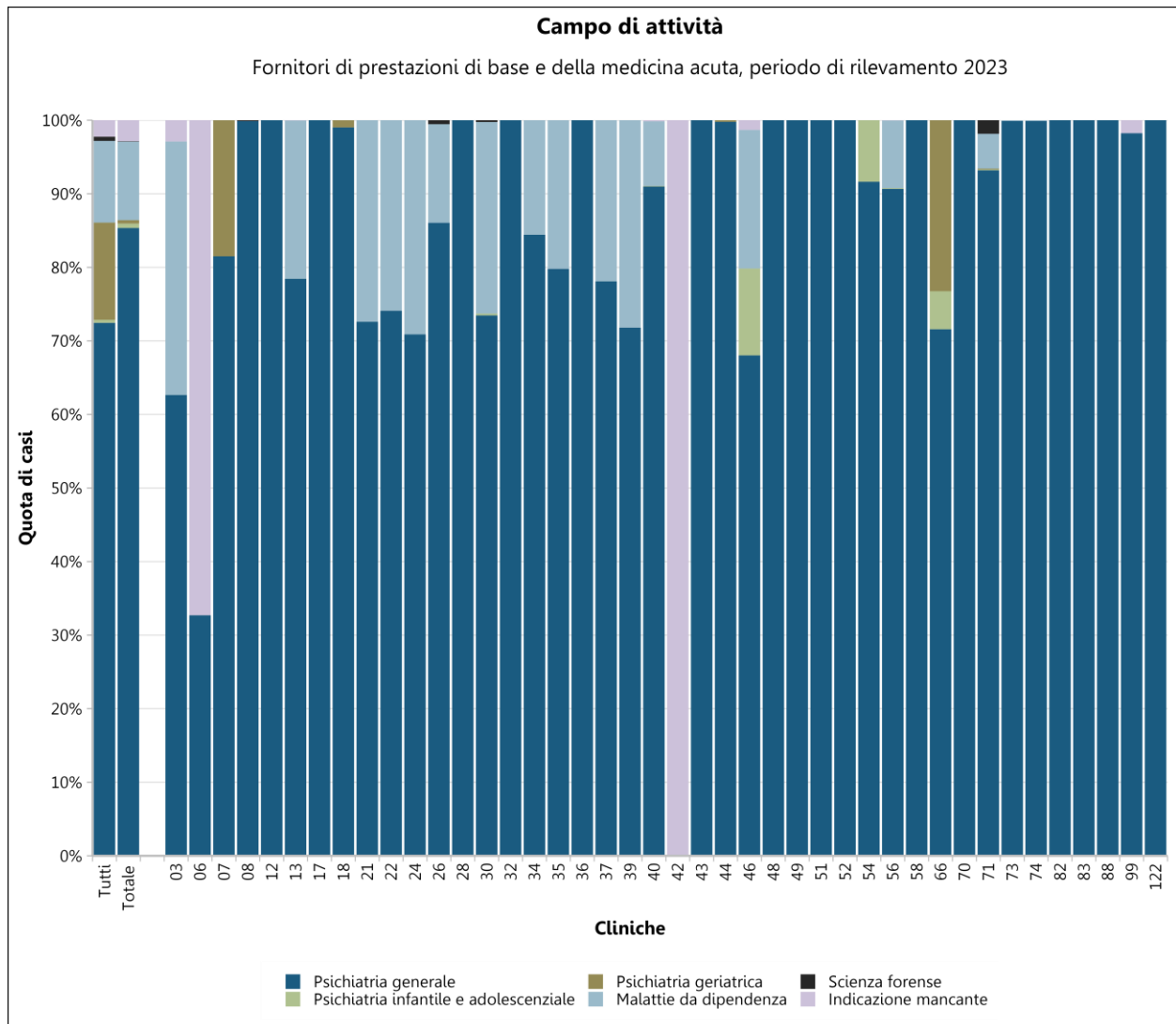


Figura 39: distribuzione dei casi per campo di attività nei fornitori di prestazioni di base e della medicina acuta

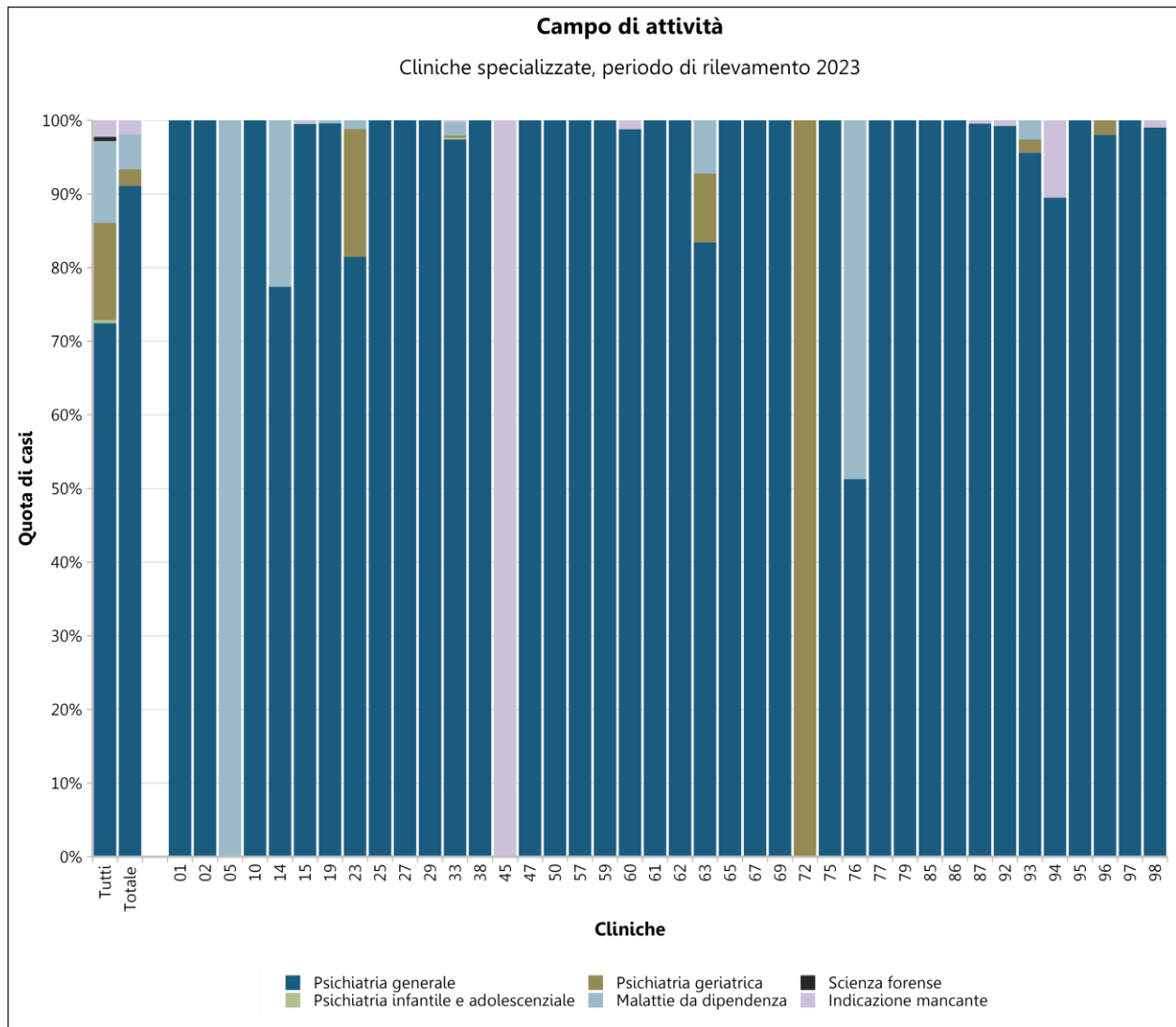


Figura 40: distribuzione dei casi per campo di attività nelle cliniche specializzate

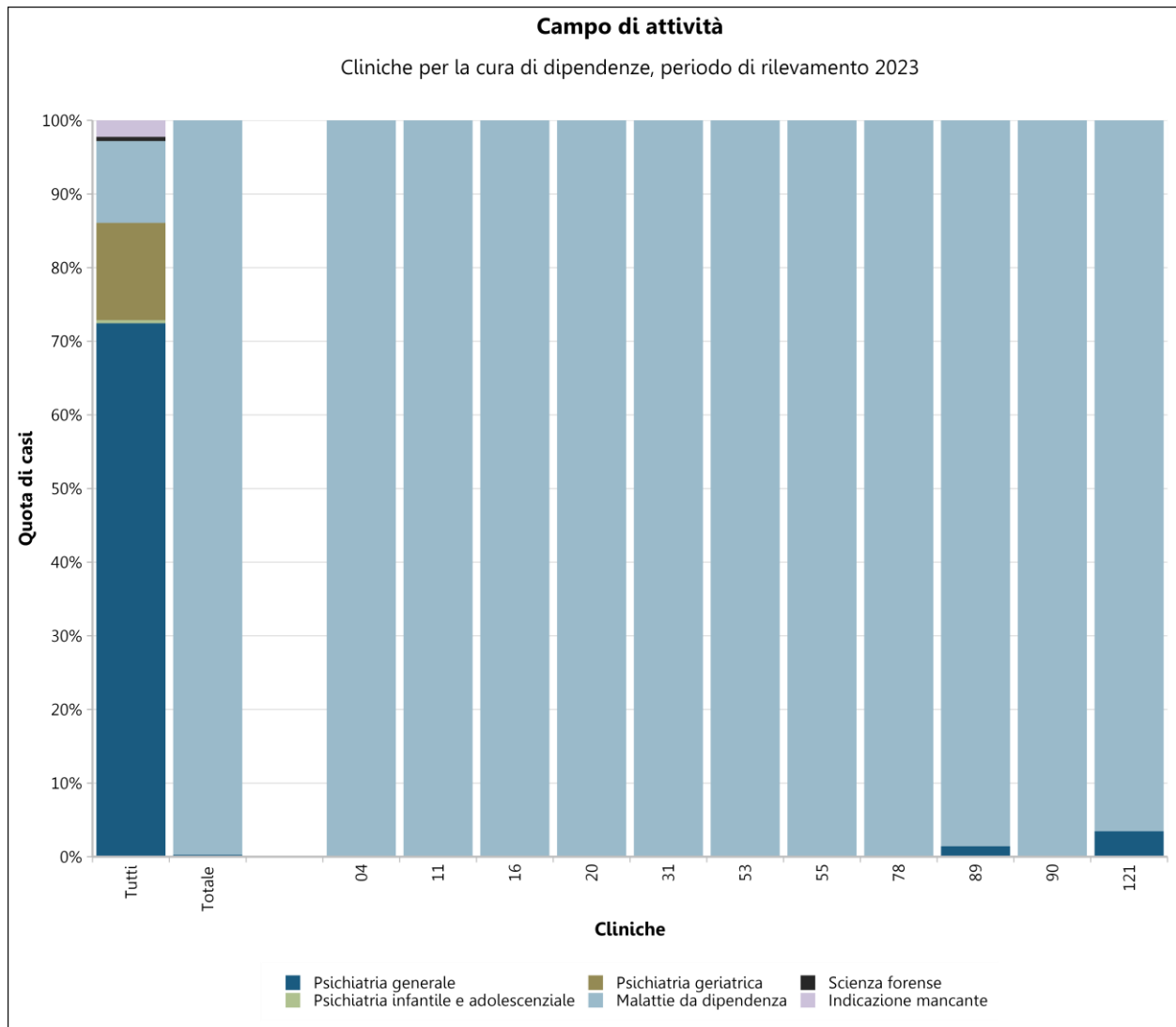


Figura 41: distribuzione dei casi per campo di attività nelle cliniche per la cura di dipendenze

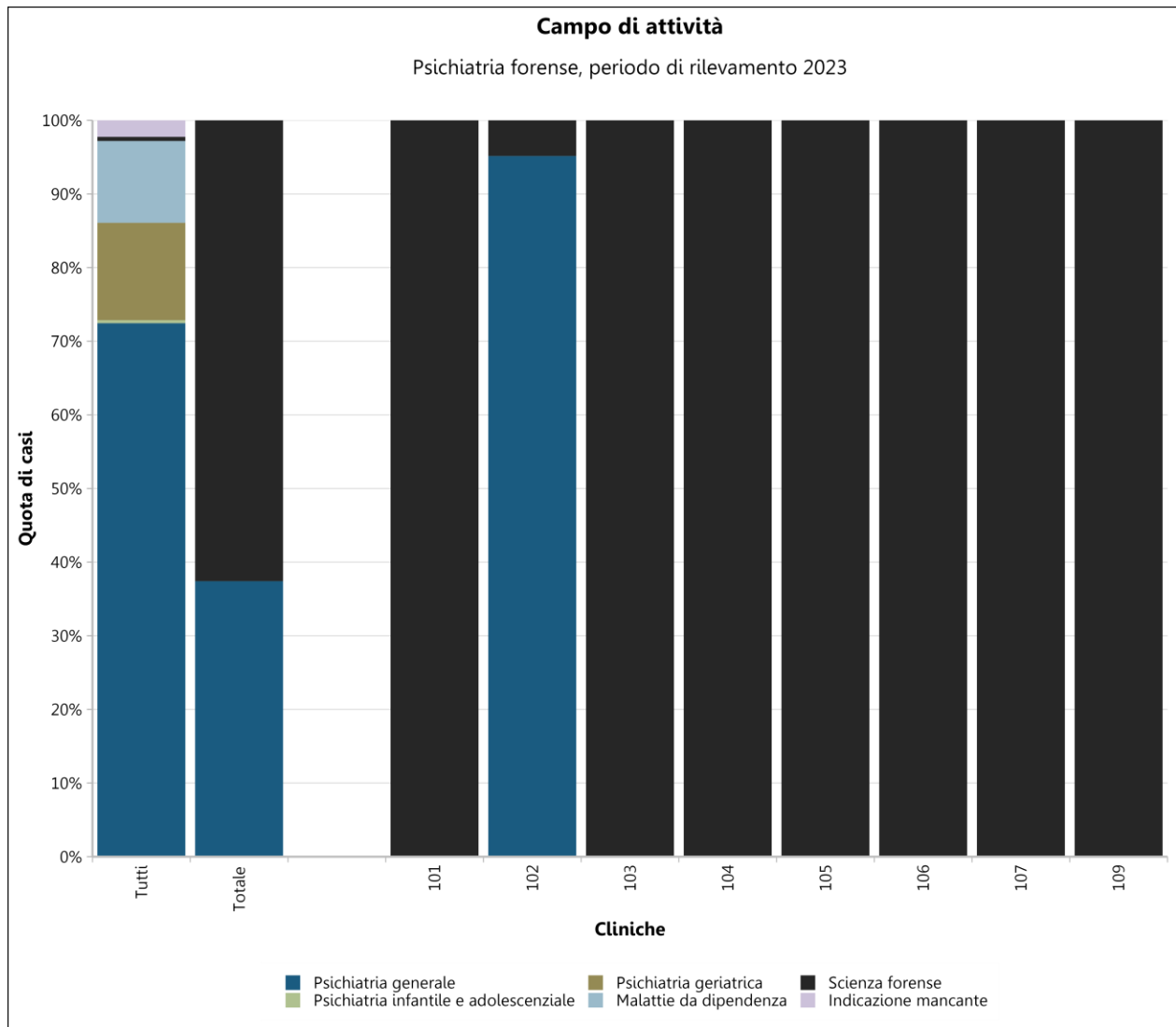


Figura 42: distribuzione dei casi per campo di attività nelle cliniche di psichiatria forense

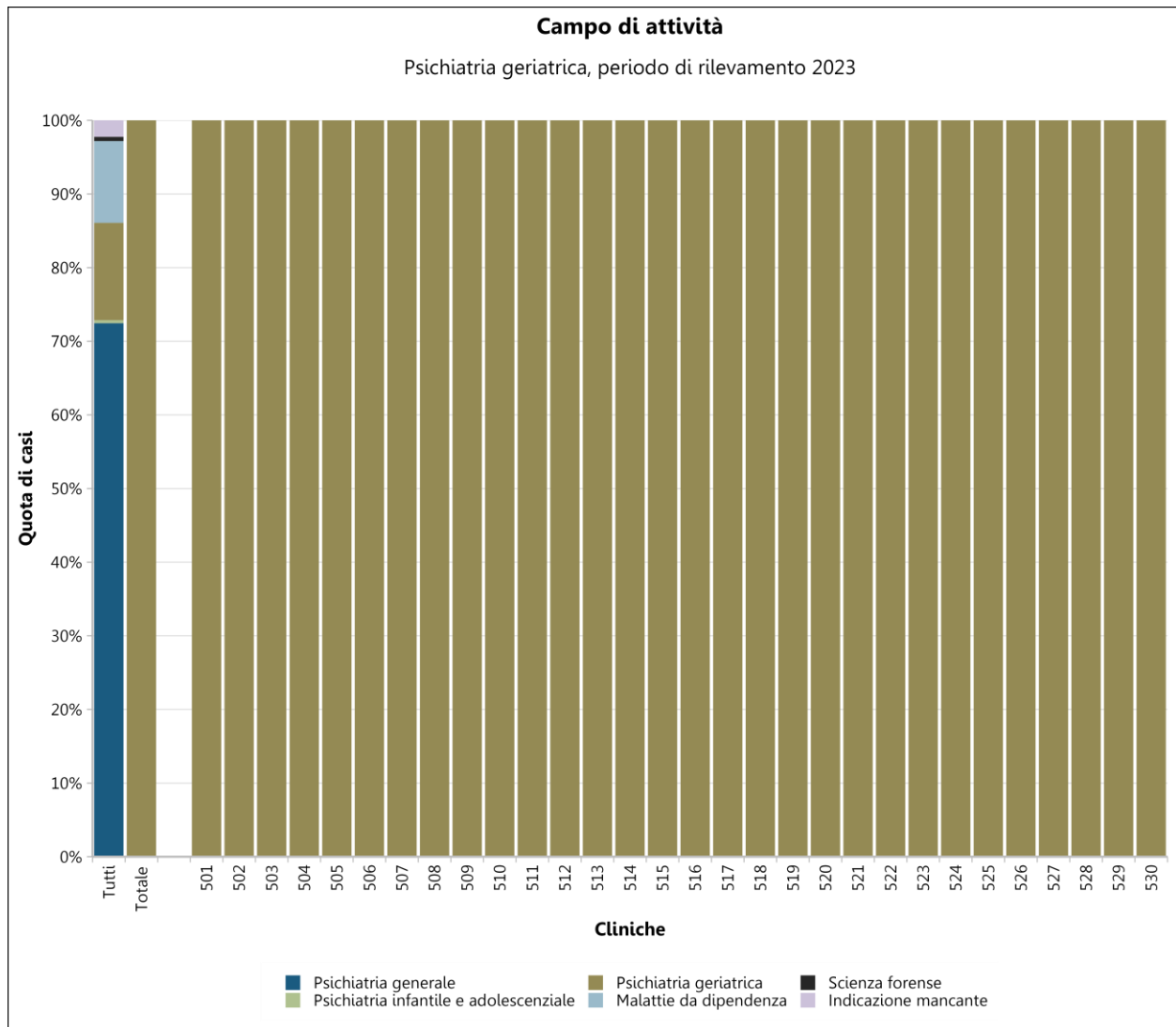


Figura 43: distribuzione dei casi per campo di attività nelle cliniche di psichiatria geriatrica

Clinica	Psichiatria generale	Psichiatria infantile e adolescenziale	Psichiatria geriatrica	Malattie da dipendenza	Scienza forense	Indicazione mancante	
Tutte le cliniche	72.5%	0.4%	13.2%	11.1%	0.6%	2.2%	
Fornitori di prestazioni di base e della medicina acuta	Totale	85.3%	0.6%	0.5%	10.7%	0.1%	2.9%
	03	62.7%	0.0%	0.0%	34.5%	0.0%	2.9%
	06	32.7%	0.0%	0.0%	0.0%	0.0%	67.3%
	07	81.5%	0.0%	18.5%	0.0%	0.0%	0.0%
	08	99.9%	0.0%	0.0%	0.0%	0.1%	0.0%
	12	100%	0.0%	0.0%	0.0%	0.0%	0.0%
	13	78.4%	0.0%	0.0%	21.5%	0.0%	0.0%
	17	100%	0.0%	0.0%	0.0%	0.0%	0.0%
	18	99.0%	0.0%	1.0%	0.0%	0.0%	0.0%
	21	72.6%	0.0%	0.0%	27.4%	0.0%	0.0%
	22	74.1%	0.0%	0.0%	25.9%	0.0%	0.0%
	24	70.9%	0.0%	0.0%	29.1%	0.0%	0.0%
	26	86.0%	0.0%	0.0%	13.4%	0.5%	0.0%
	28	100%	0.0%	0.0%	0.0%	0.0%	0.0%
	30	73.5%	0.2%	0.0%	26.0%	0.2%	0.0%
	32	100%	0.0%	0.0%	0.0%	0.0%	0.0%
	34	84.4%	0.0%	0.0%	15.6%	0.0%	0.0%
	35	79.8%	0.0%	0.0%	20.2%	0.0%	0.0%
	36	100%	0.0%	0.0%	0.0%	0.0%	0.0%
	37	78.1%	0.0%	0.0%	21.9%	0.0%	0.0%
	39	71.8%	0.0%	0.0%	28.2%	0.0%	0.0%
	40	91.0%	0.1%	0.0%	8.8%	0.0%	0.1%
	42	0.0%	0.0%	0.0%	0.0%	0.0%	100%
	43	100%	0.0%	0.0%	0.0%	0.0%	0.0%
	44	99.8%	0.0%	0.2%	0.0%	0.0%	0.0%
	46	68.0%	11.8%	0.0%	18.8%	0.0%	1.3%
	48	100%	0.0%	0.0%	0.0%	0.0%	0.0%
	49	100%	0.0%	0.0%	0.0%	0.0%	0.0%
	51	100%	0.0%	0.0%	0.0%	0.0%	0.0%
	52	100%	0.0%	0.0%	0.0%	0.0%	0.0%

Clinica		Psichiatria generale	Psichiatria infantile e adolescenziale	Psichiatria geriatrica	Malattie da dipendenza	Scienza forense	Indicazione mancante
	54	91.6%	8.4%	0.0%	0.0%	0.0%	0.0%
	56	90.7%	0.1%	0.0%	9.2%	0.0%	0.0%
	58	100%	0.0%	0.0%	0.0%	0.0%	0.0%
	66	71.6%	5.2%	23.2%	0.0%	0.0%	0.0%
	70	100%	0.0%	0.0%	0.0%	0.0%	0.0%
	71	93.2%	0.1%	0.1%	4.7%	1.8%	0.0%
	73	99.9%	0.0%	0.0%	0.1%	0.0%	0.0%
	74	99.9%	0.0%	0.0%	0.1%	0.0%	0.0%
	82	100%	0.0%	0.0%	0.0%	0.0%	0.0%
	83	100%	0.0%	0.0%	0.0%	0.0%	0.0%
	88	100%	0.0%	0.0%	0.0%	0.0%	0.0%
	99	98.2%	0.0%	0.0%	0.0%	0.0%	1.8%
	122	100%	0.0%	0.0%	0.0%	0.0%	0.0%
Cliniche specializzate	Totale	91.1%	0.0%	2.2%	4.7%	0.0%	1.9%
	01	100%	0.0%	0.0%	0.0%	0.0%	0.0%
	02	100%	0.0%	0.0%	0.0%	0.0%	0.0%
	05	0.0%	0.0%	0.0%	100%	0.0%	0.0%
	10	100%	0.0%	0.0%	0.0%	0.0%	0.0%
	14	77.4%	0.0%	0.0%	22.6%	0.0%	0.0%
	15	99.5%	0.0%	0.0%	0.0%	0.0%	0.5%
	19	99.6%	0.0%	0.0%	0.4%	0.0%	0.0%
	23	81.5%	0.0%	17.3%	1.2%	0.0%	0.0%
	25	100%	0.0%	0.0%	0.0%	0.0%	0.0%
	27	100%	0.0%	0.0%	0.0%	0.0%	0.0%
	29	100%	0.0%	0.0%	0.0%	0.0%	0.0%
	33	97.4%	0.3%	0.3%	1.8%	0.0%	0.3%
	38	100%	0.0%	0.0%	0.0%	0.0%	0.0%
	45	0.0%	0.0%	0.0%	0.0%	0.0%	100%
	47	100%	0.0%	0.0%	0.0%	0.0%	0.0%
	50	100%	0.0%	0.0%	0.0%	0.0%	0.0%
57	100%	0.0%	0.0%	0.0%	0.0%	0.0%	
59	100%	0.0%	0.0%	0.0%	0.0%	0.0%	
60	98.8%	0.0%	0.0%	0.0%	0.0%	1.2%	

Clinica	Psichiatria generale	Psichiatria infantile e adolescenziale	Psichiatria geriatrica	Malattie da dipendenza	Scienza forense	Indicazione mancante
	61	100%	0.0%	0.0%	0.0%	0.0%
	62	100%	0.0%	0.0%	0.0%	0.0%
	63	83.4%	0.0%	9.4%	7.2%	0.0%
	65	100%	0.0%	0.0%	0.0%	0.0%
	67	100%	0.0%	0.0%	0.0%	0.0%
	69	100%	0.0%	0.0%	0.0%	0.0%
	72	0.0%	0.0%	100%	0.0%	0.0%
	75	100%	0.0%	0.0%	0.0%	0.0%
	76	51.3%	0.0%	0.0%	48.7%	0.0%
	77	100%	0.0%	0.0%	0.0%	0.0%
	79	100%	0.0%	0.0%	0.0%	0.0%
	85	100%	0.0%	0.0%	0.0%	0.0%
	86	100%	0.0%	0.0%	0.0%	0.0%
	87	99.6%	0.0%	0.0%	0.0%	0.4%
	92	99.2%	0.0%	0.0%	0.0%	0.8%
	93	95.6%	0.0%	1.8%	2.6%	0.0%
	94	89.5%	0.0%	0.0%	0.0%	10.5%
	95	100%	0.0%	0.0%	0.0%	0.0%
	96	98.0%	0.0%	2.0%	0.0%	0.0%
	97	100%	0.0%	0.0%	0.0%	0.0%
	98	99.0%	0.0%	0.0%	0.0%	1.0%
Cliniche per la cura di dipendenze	Totale	0.3%	0.0%	0.0%	99.7%	0.0%
	04	0.0%	0.0%	0.0%	100%	0.0%
	11	0.0%	0.0%	0.0%	100%	0.0%
	16	0.0%	0.0%	0.0%	100%	0.0%
	20	0.0%	0.0%	0.0%	100%	0.0%
	31	0.0%	0.0%	0.0%	100%	0.0%
	53	0.0%	0.0%	0.0%	100%	0.0%
	55	0.0%	0.0%	0.0%	100%	0.0%
	78	0.0%	0.0%	0.0%	100%	0.0%
	89	1.4%	0.0%	0.0%	98.6%	0.0%
90	0.0%	0.0%	0.0%	100%	0.0%	

	Clinica	Psichiatria generale	Psichiatria infantile e adolescenziale	Psichiatria geriatrica	Malattie da dipendenza	Scienza forense	Indicazione mancante
	121	3.5%	0.0%	0.0%	96.5%	0.0%	0.0%
Psichiatria forense	Totale	37.4%	0.0%	0.0%	0.0%	62.6%	0.0%
	101	0.0%	0.0%	0.0%	0.0%	100%	0.0%
	102	95.2%	0.0%	0.0%	0.0%	4.8%	0.0%
	103	0.0%	0.0%	0.0%	0.0%	100%	0.0%
	104	0.0%	0.0%	0.0%	0.0%	100%	0.0%
	105	0.0%	0.0%	0.0%	0.0%	100%	0.0%
	106	0.0%	0.0%	0.0%	0.0%	100%	0.0%
	107	0.0%	0.0%	0.0%	0.0%	100%	0.0%
	109	0.0%	0.0%	0.0%	0.0%	100%	0.0%
Psichiatria geriatrica	Totale	0.0%	0.0%	100%	0.0%	0.0%	0.0%
	501	0.0%	0.0%	100%	0.0%	0.0%	0.0%
	502	0.0%	0.0%	100%	0.0%	0.0%	0.0%
	503	0.0%	0.0%	100%	0.0%	0.0%	0.0%
	504	0.0%	0.0%	100%	0.0%	0.0%	0.0%
	505	0.0%	0.0%	100%	0.0%	0.0%	0.0%
	506	0.0%	0.0%	100%	0.0%	0.0%	0.0%
	507	0.0%	0.0%	100%	0.0%	0.0%	0.0%
	508	0.0%	0.0%	100%	0.0%	0.0%	0.0%
	509	0.0%	0.0%	100%	0.0%	0.0%	0.0%
	510	0.0%	0.0%	100%	0.0%	0.0%	0.0%
	511	0.0%	0.0%	100%	0.0%	0.0%	0.0%
	512	0.0%	0.0%	100%	0.0%	0.0%	0.0%
	513	0.0%	0.0%	100%	0.0%	0.0%	0.0%
	514	0.0%	0.0%	100%	0.0%	0.0%	0.0%
	515	0.0%	0.0%	100%	0.0%	0.0%	0.0%
	516	0.0%	0.0%	100%	0.0%	0.0%	0.0%
	517	0.0%	0.0%	100%	0.0%	0.0%	0.0%
	518	0.0%	0.0%	100%	0.0%	0.0%	0.0%
	519	0.0%	0.0%	100%	0.0%	0.0%	0.0%
	520	0.0%	0.0%	100%	0.0%	0.0%	0.0%
521	0.0%	0.0%	100%	0.0%	0.0%	0.0%	

Clinica	Psichiatria generale	Psichiatria infantile e adolescenziale	Psichiatria geriatria	Malattie da dipendenza	Scienza forense	Indicazione mancante
522	0.0%	0.0%	100%	0.0%	0.0%	0.0%
523	0.0%	0.0%	100%	0.0%	0.0%	0.0%
524	0.0%	0.0%	100%	0.0%	0.0%	0.0%
525	0.0%	0.0%	100%	0.0%	0.0%	0.0%
526	0.0%	0.0%	100%	0.0%	0.0%	0.0%
527	0.0%	0.0%	100%	0.0%	0.0%	0.0%
528	0.0%	0.0%	100%	0.0%	0.0%	0.0%
529	0.0%	0.0%	100%	0.0%	0.0%	0.0%
530	0.0%	0.0%	100%	0.0%	0.0%	0.0%

Tabella 11: campi di attività nelle cliniche

1.10 Nazionalità

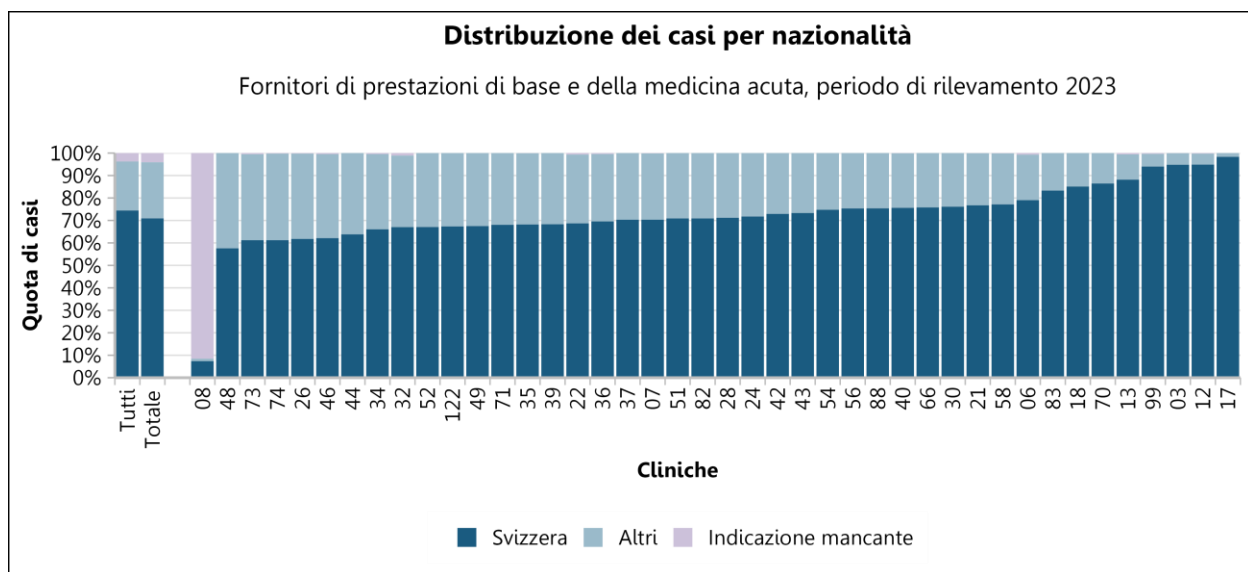


Figura 44: distribuzione dei casi per nazionalità nei fornitori di prestazioni di base e della medicina acuta

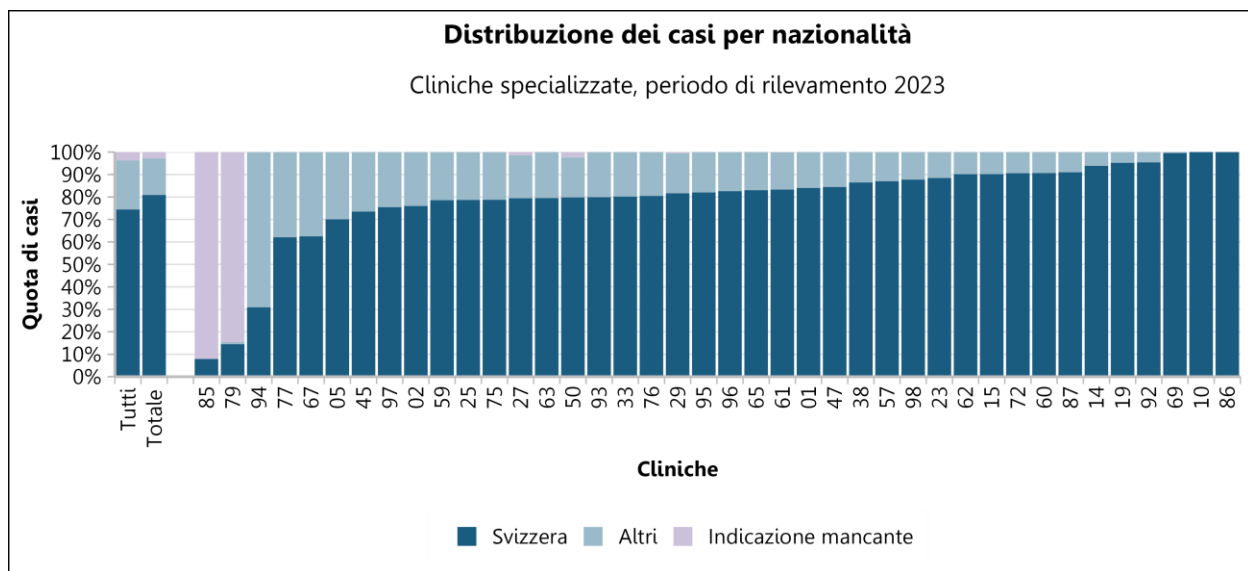


Figura 45: distribuzione dei casi per nazionalità nelle cliniche specializzate

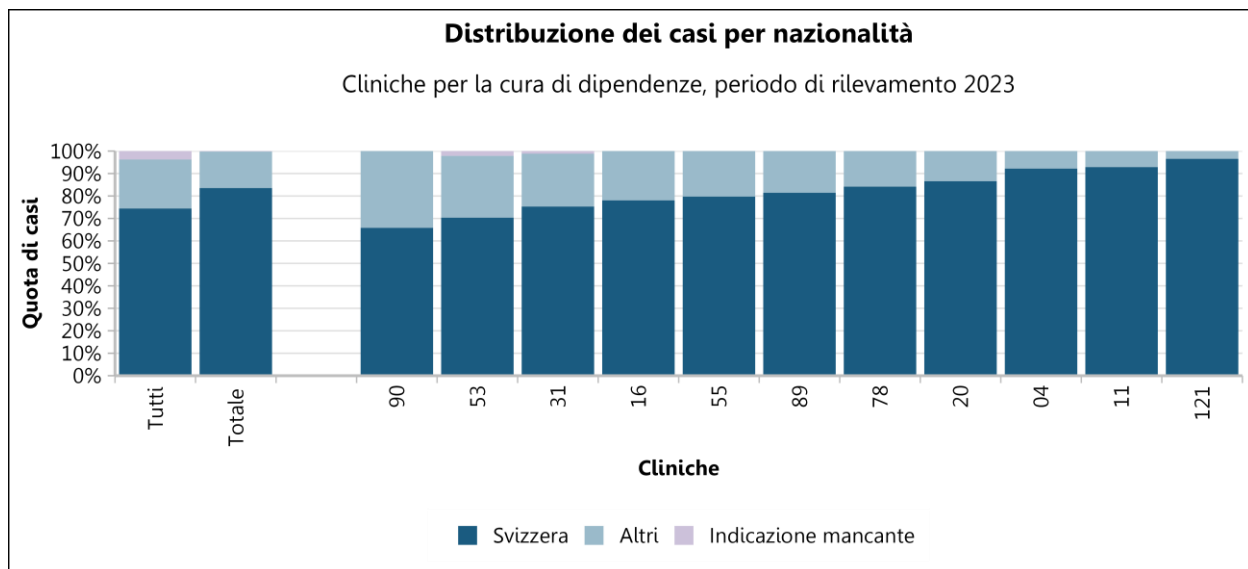


Figura 46: Distribuzione dei casi per nazionalità nelle cliniche per la cura di dipendenze

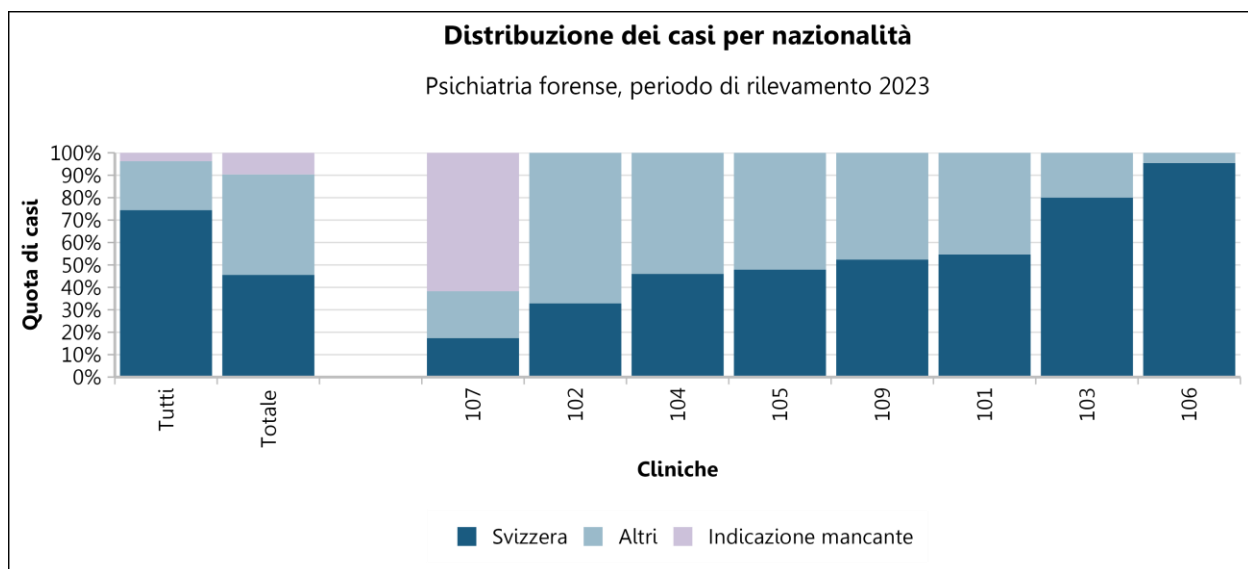


Figura 47: distribuzione dei casi per nazionalità nelle cliniche di psichiatria forense

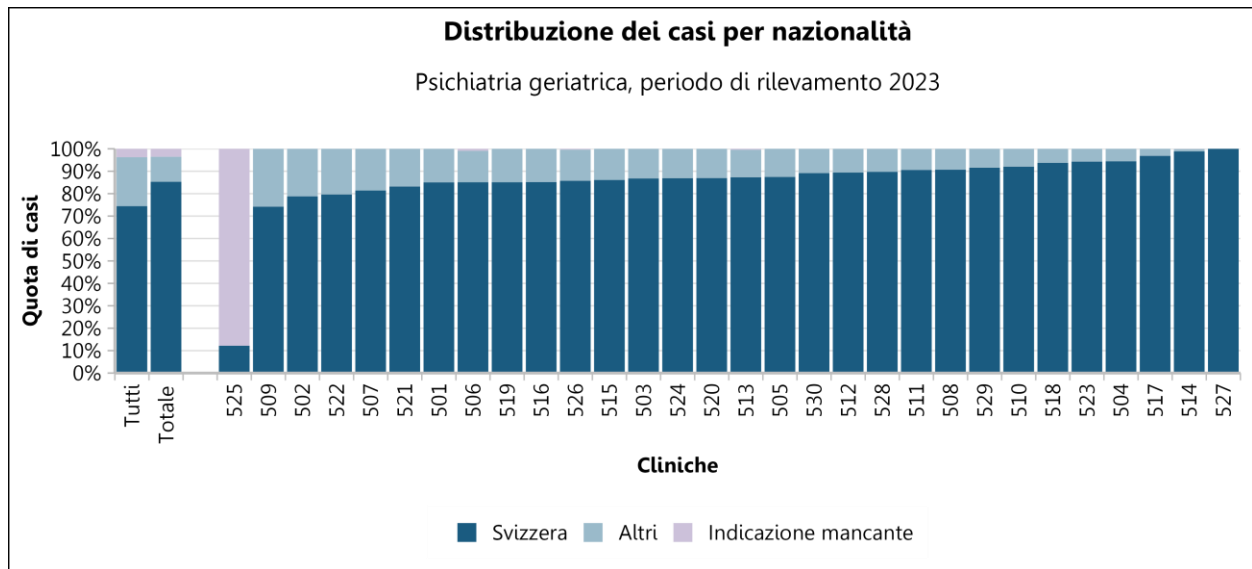


Figura 48: distribuzione dei casi per nazionalità nelle cliniche di psichiatria geriatrica

	Clinica		Svizzera		Altri		Indicazione mancante
Tutte le cliniche		65213	74.4%	19115	21.8%	3287	3.8%
Fornitori di prestazioni di base e della medicina acuta	Totale	42579	71.0%	14988	25.0%	2441	4.1%
	03	3450	94.8%	187	5.1%	2	0.1%
	06	665	79.1%	170	20.2%	6	0.7%
	07	544	70.4%	228	29.5%	1	0.1%
	08	190	7.4%	28	1.1%	2347	91.5%
	12	1209	94.9%	62	4.9%	3	0.2%
	13	2147	88.1%	275	11.3%	14	0.6%
	17	1255	98.4%	21	1.6%	0	0.0%
	18	263	85.1%	46	14.9%	0	0.0%
	21	1216	76.8%	367	23.2%	1	0.1%
	22	1997	68.7%	890	30.6%	19	0.7%
	24	1055	71.8%	415	28.2%	0	0.0%
	26	1373	61.8%	844	38.0%	5	0.2%
	28	741	71.2%	300	28.8%	0	0.0%
	30	1257	76.1%	394	23.9%	0	0.0%
	32	801	67.0%	381	31.9%	13	1.1%
	34	879	66.1%	445	33.5%	6	0.5%
	35	1064	68.2%	494	31.7%	1	0.1%
	36	517	69.6%	223	30.0%	3	0.4%
	37	1365	70.4%	575	29.6%	0	0.0%
	39	1386	68.3%	643	31.7%	0	0.0%
	40	1016	75.7%	326	24.3%	1	0.1%
	42	734	73.0%	272	27.0%	0	0.0%
	43	1502	73.3%	547	26.7%	0	0.0%
	44	295	63.9%	167	36.1%	0	0.0%
	46	1184	62.2%	712	37.4%	9	0.5%
	48	424	57.6%	312	42.4%	0	0.0%
	49	811	67.5%	390	32.5%	0	0.0%
	51	939	70.9%	385	29.1%	0	0.0%
	52	2879	67.1%	1411	32.9%	0	0.0%
	54	929	74.7%	314	25.3%	0	0.0%
	56	2021	75.4%	660	24.6%	0	0.0%
	58	1556	77.1%	459	22.8%	2	0.1%
	66	411	75.8%	131	24.2%	0	0.0%
	70	288	86.5%	45	13.5%	0	0.0%

	Clinica		Svizzera		Altri		Indicazione mancante
	71	590	68.1%	277	31.9%	0	0.0%
	73	606	61.2%	379	38.3%	5	0.5%
	74	547	61.3%	344	38.5%	2	0.2%
	82	1088	70.9%	446	29.1%	0	0.0%
	83	425	83.3%	85	16.7%	0	0.0%
	88	92	75.4%	30	24.6%	0	0.0%
	99	266	94.0%	16	5.7%	1	0.4%
	122	602	67.3%	292	32.7%	0	0.0%
Cliniche specializzate	Totale	10645	80.9%	2125	16.2%	381	2.9%
	01	625	84.0%	119	16.0%	0	0.0%
	02	570	76.0%	180	24.0%	0	0.0%
	05	218	70.1%	93	29.9%	0	0.0%
	10	69	100%	0	0.0%	0	0.0%
	14	108	93.9%	7	6.1%	0	0.0%
	15	184	90.2%	20	9.8%	0	0.0%
	19	458	95.2%	23	4.8%	0	0.0%
	23	454	88.5%	59	11.5%	0	0.0%
	25	229	78.7%	62	21.3%	0	0.0%
	27	112	79.4%	27	19.1%	2	1.4%
	29	321	81.7%	70	17.8%	2	0.5%
	33	308	80.2%	76	19.8%	0	0.0%
	38	269	86.5%	42	13.5%	0	0.0%
	45	164	73.5%	59	26.5%	0	0.0%
	47	125	84.5%	23	15.5%	0	0.0%
	50	471	79.8%	105	17.8%	14	2.4%
	57	569	87.0%	85	13.0%	0	0.0%
	59	308	78.6%	84	21.4%	0	0.0%
	60	301	90.7%	31	9.3%	0	0.0%
	61	474	83.3%	94	16.5%	1	0.2%
	62	64	90.1%	7	9.9%	0	0.0%
	63	552	79.5%	142	20.5%	0	0.0%
	65	171	83.0%	35	17.0%	0	0.0%
	67	5	62.5%	3	37.5%	0	0.0%
	69	792	99.6%	3	0.4%	0	0.0%
	72	116	90.6%	12	9.4%	0	0.0%
	75	263	78.7%	71	21.3%	0	0.0%
	76	347	80.5%	84	19.5%	0	0.0%
	77	103	62.0%	63	38.0%	0	0.0%

	Clinica		Svizzera		Altri		Indicazione mancante
	79	56	14.5%	4	1.0%	327	84.5%
	85	3	7.9%	0	0.0%	35	92.1%
	86	219	100%	0	0.0%	0	0.0%
	87	203	91.0%	20	9.0%	0	0.0%
	92	125	95.4%	6	4.6%	0	0.0%
	93	307	79.9%	77	20.1%	0	0.0%
	94	56	30.9%	125	69.1%	0	0.0%
	95	169	82.0%	37	18.0%	0	0.0%
	96	166	82.6%	35	17.4%	0	0.0%
	97	320	75.5%	104	24.5%	0	0.0%
	98	271	87.7%	38	12.3%	0	0.0%
Cliniche per la cura di dipendenze	Totale	2265	83.5%	440	16.2%	6	0.2%
	04	83	92.2%	7	7.8%	0	0.0%
	11	562	92.9%	43	7.1%	0	0.0%
	16	278	78.1%	78	21.9%	0	0.0%
	20	155	86.6%	24	13.4%	0	0.0%
	31	64	75.3%	20	23.5%	1	1.2%
	53	164	70.4%	64	27.5%	5	2.1%
	55	570	79.7%	145	20.3%	0	0.0%
	78	138	84.1%	26	15.9%	0	0.0%
	89	57	81.4%	13	18.6%	0	0.0%
	90	27	65.9%	14	34.1%	0	0.0%
	121	167	96.5%	6	3.5%	0	0.0%
Psichiatria forense	Totale	335	45.6%	329	44.8%	71	9.7%
	101	41	54.7%	34	45.3%	0	0.0%
	102	95	32.9%	194	67.1%	0	0.0%
	103	12	80.0%	3	20.0%	0	0.0%
	104	29	46.0%	34	54.0%	0	0.0%
	105	23	47.9%	25	52.1%	0	0.0%
	106	104	95.4%	5	4.6%	0	0.0%
	107	20	17.4%	24	20.9%	71	61.7%
	109	11	52.4%	10	47.6%	0	0.0%
	Psichiatria geriatrica	Totale	9389	85.3%	1233	11.2%	388
501		74	85.1%	13	14.9%	0	0.0%
502		294	78.8%	79	21.2%	0	0.0%
503		171	86.8%	26	13.2%	0	0.0%
504		153	94.4%	9	5.6%	0	0.0%

Clinica		Svizzera		Altri		Indicazione mancante	
505	573	87.5%	82	12.5%	0	0.0%	
506	280	85.1%	46	14.0%	3	0.9%	
507	127	81.4%	29	18.6%	0	0.0%	
508	292	90.7%	30	9.3%	0	0.0%	
509	405	74.2%	141	25.8%	0	0.0%	
510	255	92.1%	22	7.9%	0	0.0%	
511	316	90.5%	33	9.5%	0	0.0%	
512	481	89.4%	57	10.6%	0	0.0%	
513	385	87.3%	54	12.2%	2	0.5%	
514	880	98.9%	9	1.0%	1	0.1%	
515	217	86.1%	35	13.9%	0	0.0%	
516	545	85.2%	95	14.8%	0	0.0%	
517	587	96.9%	19	3.1%	0	0.0%	
518	346	93.8%	23	6.2%	0	0.0%	
519	240	85.1%	42	14.9%	0	0.0%	
520	280	87.0%	42	13.0%	0	0.0%	
521	357	83.2%	72	16.8%	0	0.0%	
522	380	79.7%	97	20.3%	0	0.0%	
523	281	94.3%	17	5.7%	0	0.0%	
524	352	86.9%	53	13.1%	0	0.0%	
525	53	12.2%	0	0.0%	381	87.8%	
526	228	85.7%	37	13.9%	1	0.4%	
527	207	100%	0	0.0%	0	0.0%	
528	253	89.7%	29	10.3%	0	0.0%	
529	131	91.6%	12	8.4%	0	0.0%	
530	246	89.1%	30	10.9%	0	0.0%	

Tabella 12: distribuzione dei casi per nazionalità nelle cliniche

1.11 Luogo di soggiorno prima dell'ammissione

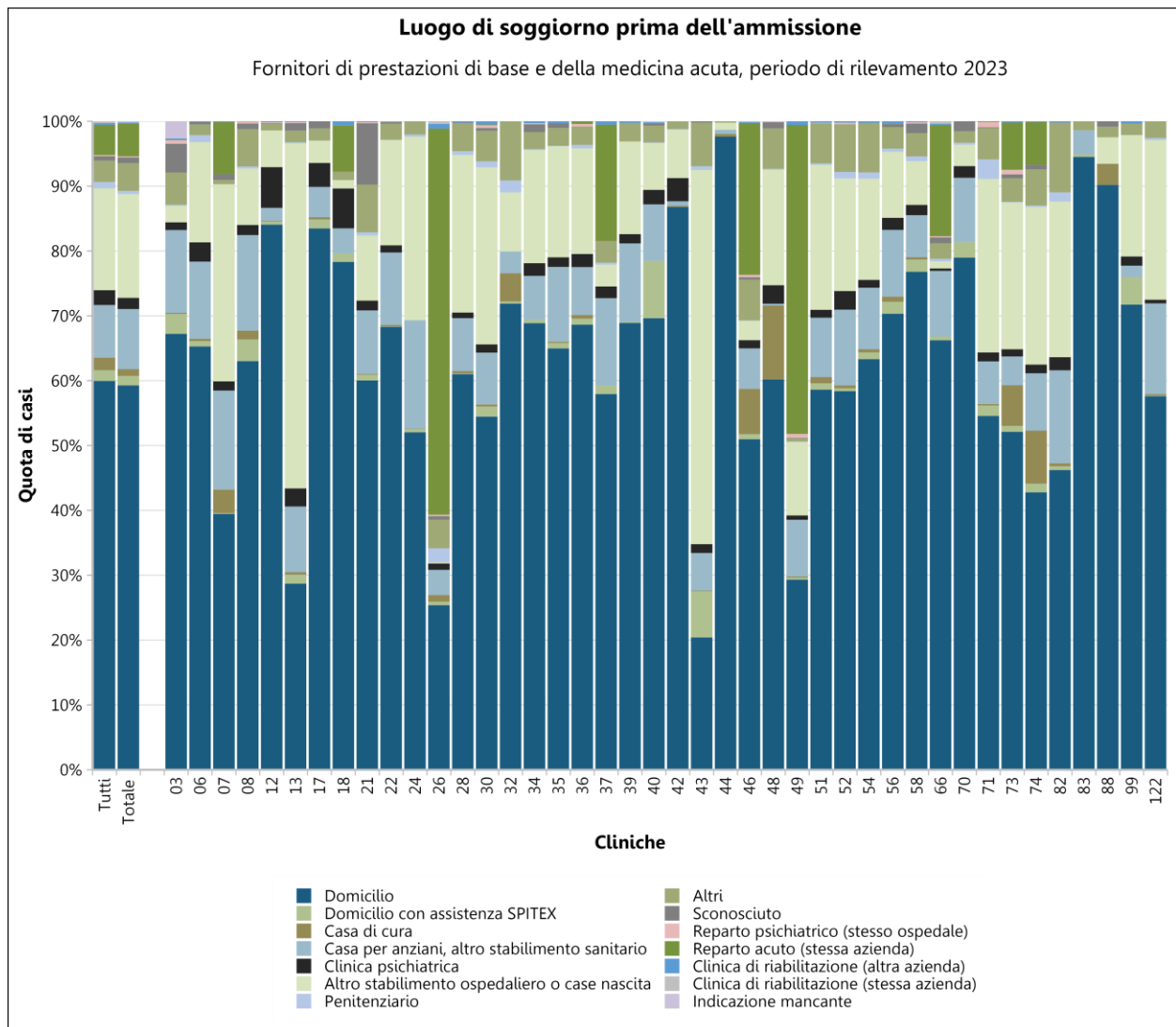


Figura 49: luogo di soggiorno prima dell'ammissione nei fornitori di prestazioni di base e della medicina acuta

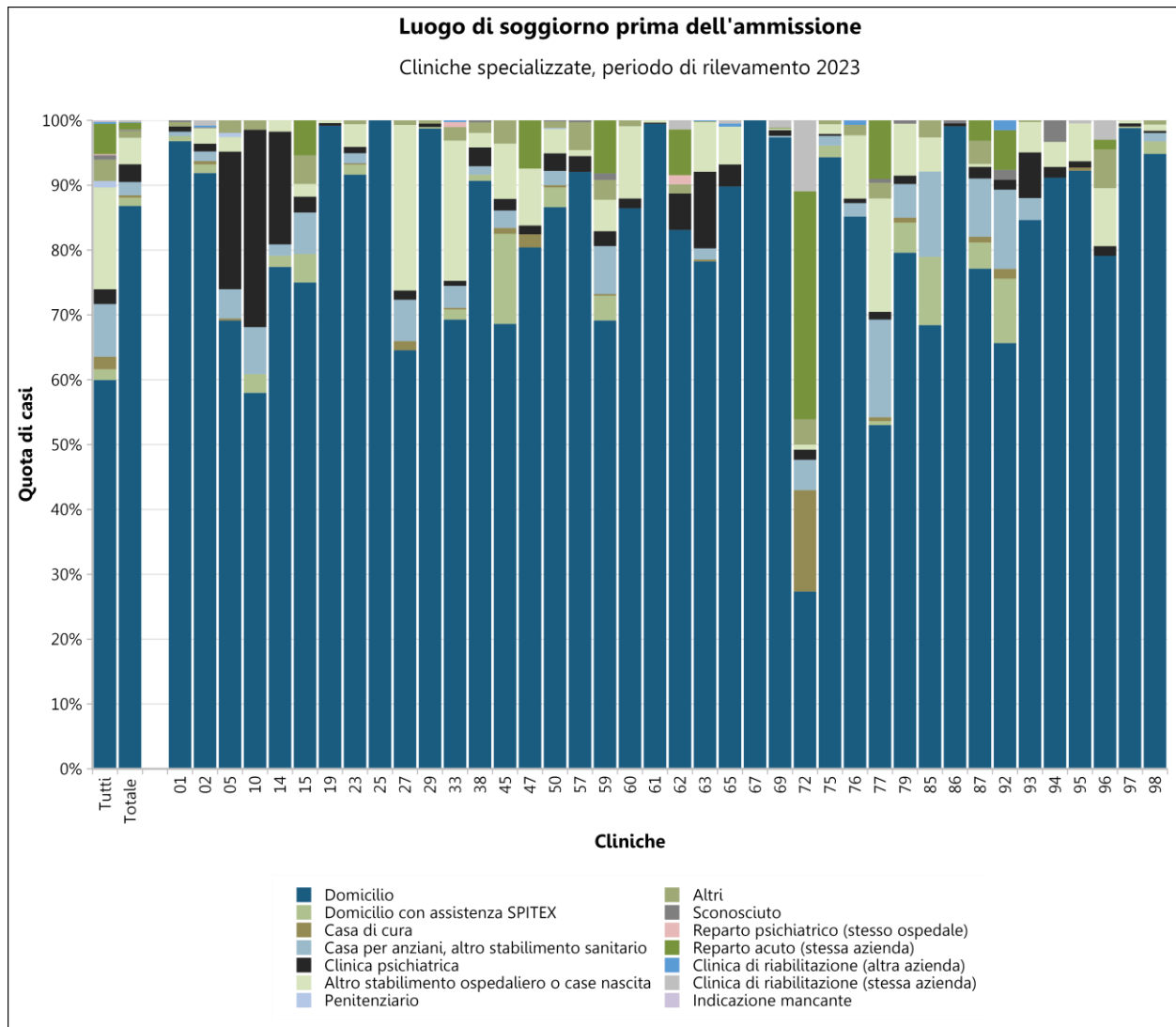


Figura 50: luogo di soggiorno prima dell'ammissione nelle cliniche specializzate

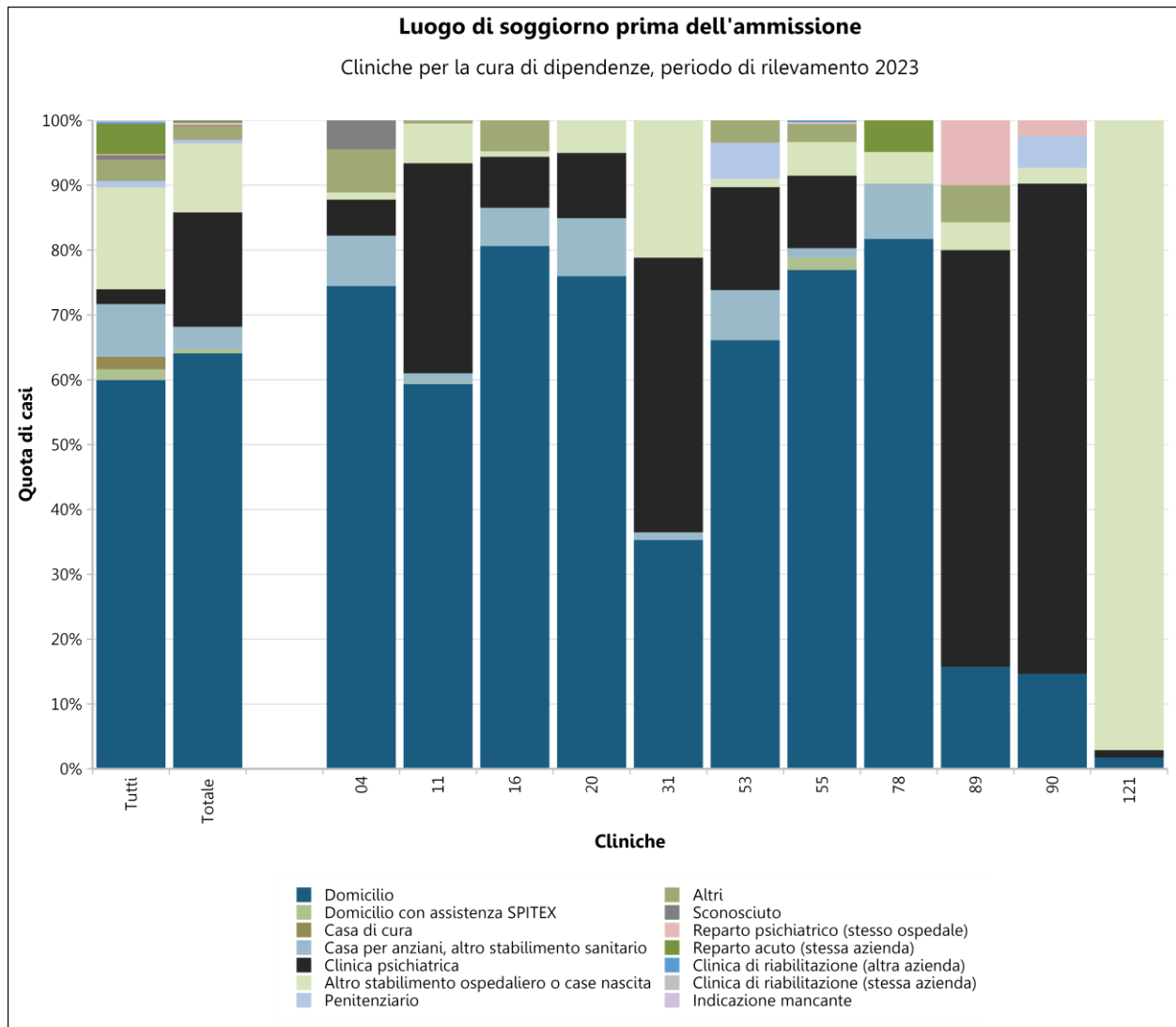


Figura 51: luogo di soggiorno prima dell'ammissione nelle cliniche per la cura di dipendenze

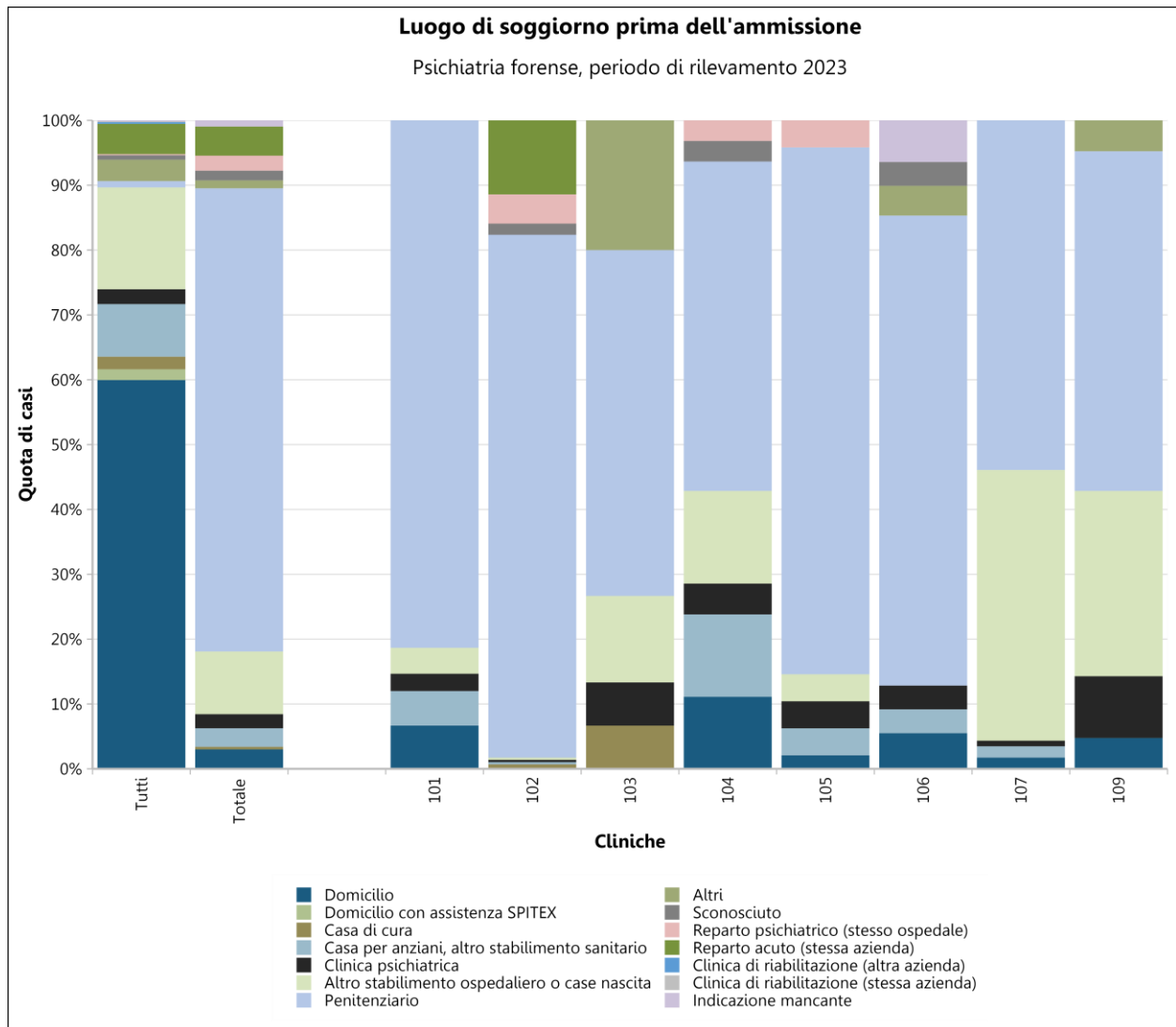


Figura 52: luogo di soggiorno prima dell'ammissione nelle cliniche di psichiatria forense

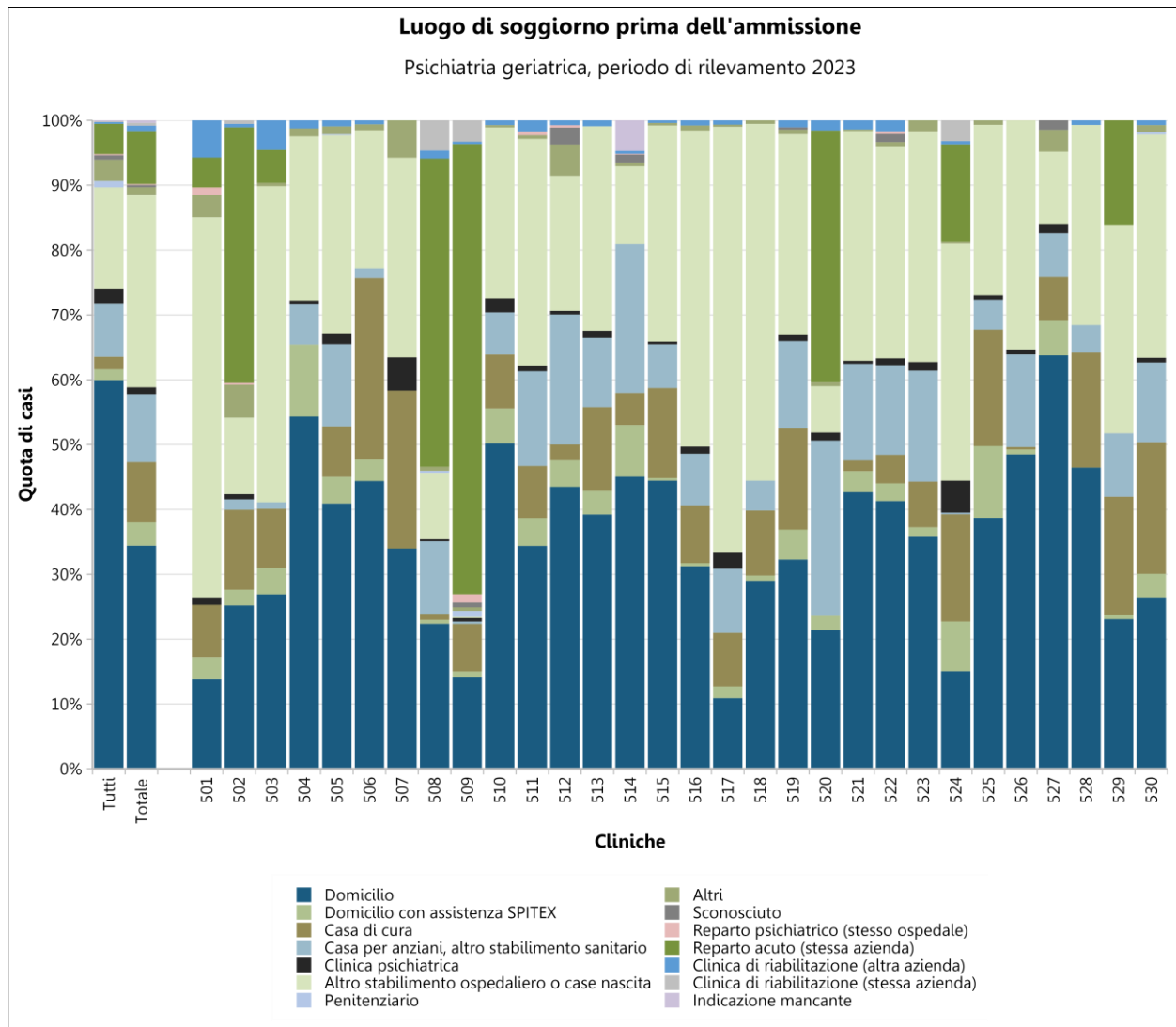


Figura 53: luogo di soggiorno prima dell'ammissione nelle cliniche di psichiatria geriatrica

	Clinica	Domicilio	Domicilio con assistenza SPITEX	Casa di cura	Casa per anziani, altro stabilimento sanitario	Clinica psichiatrica	Altro stabilimento ospedaliero o case nascita	Penitenziario	Altri	Sconosciuto	Reparto psichiatrico (stesso ospedale)	Reparto acuto (stessa azienda)	Clinica di riabilitazione (altra azienda)	Clinica di riabilitazione (stessa azienda)	Indicazione mancante
Tutte le cliniche		52531	1454	1702	7106	2006	13756	855	2890	608	149	4091	221	101	145
Fornitori di prestazioni di base e della medicina acuta	Totale	35569	876	627	5564	1035	9599	304	2561	531	102	3010	119	15	96
	03	2446	112	6	465	43	93	5	182	161	20	2	8	2	94
	06	549	7	3	100	25	130	9	14	3	0	0	1	0	0
	07	305	1	28	118	11	235	0	5	7	0	62	1	0	0
	08	1616	86	35	378	40	223	8	148	22	8	1	0	0	0
	12	1071	6	1	26	80	72	0	13	1	2	0	2	0	0
	13	699	34	9	247	68	1296	4	44	28	4	0	3	0	0
	17	1065	18	4	60	47	44	0	24	14	0	0	0	0	0
	18	242	4	0	12	19	4	0	4	0	0	22	2	0	0
	21	951	14	2	155	24	159	8	116	150	3	0	2	0	0
	22	1985	2	6	325	32	472	1	72	7	1	1	2	0	0
	24	765	7	1	246	0	416	5	30	0	0	0	0	0	0
	26	564	12	23	86	22	4	48	98	12	5	1323	16	9	0
	28	635	1	4	85	9	253	6	45	1	0	0	2	0	0
	30	899	26	5	132	21	451	15	78	7	7	2	8	0	0
	32	859	4	52	40	0	109	22	109	0	0	0	0	0	0
	34	916	7	0	90	26	232	2	35	16	2	0	4	0	0
	35	1013	13	3	180	23	267	1	43	11	0	0	5	0	0
	36	510	7	4	55	15	121	4	21	0	3	3	0	0	0
	37	1124	25	0	262	35	65	6	62	1	1	349	10	0	0
	39	1398	3	0	246	29	290	0	58	0	0	0	5	0	0
	40	935	119	0	117	30	97	1	35	5	0	0	2	0	2
	42	873	0	2	7	36	75	1	12	0	0	0	0	0	0
	43	418	146	2	119	28	1182	12	138	4	0	0	0	0	0
	44	451	0	2	3	0	5	0	1	0	0	0	0	0	0
	46	971	15	133	119	24	57	1	120	7	7	446	3	2	0
	48	443	0	84	2	21	131	1	46	7	1	0	0	0	0
	49	352	4	2	105	8	136	1	6	1	7	572	7	0	0
	51	776	13	13	121	16	296	3	82	0	1	0	3	0	0
	52	2505	19	19	501	123	745	43	315	0	11	0	9	0	0

	Clinica	Domicilio	Domicilio con assistenza SPITEX	Casa di cura	Casa per anziani, altro stabilimento sanitario	Clinica psichiatrica	Altro stabilimento ospedaliero o case nascita	Penitenziario	Altri	Sconosciuto	Reparto psichiatrico (stesso ospedale)	Reparto acuto (stessa azienda)	Clinica di riabilitazione (altra azienda)	Clinica di riabilitazione (stessa azienda)	Indicazione mancante
	54	787	13	6	118	15	194	12	95	0	0	0	3	0	0
	56	1885	50	21	276	50	273	13	89	12	0	2	10	0	0
	58	1549	38	7	131	32	136	15	72	30	4	0	3	0	0
	66	359	3	0	55	2	6	2	13	5	1	93	1	2	0
	70	263	8	0	33	6	11	1	6	5	0	0	0	0	0
	71	473	14	2	57	12	232	26	42	1	7	1	0	0	0
	73	516	9	62	44	11	224	1	36	6	7	72	2	0	0
	74	382	12	73	79	12	217	2	50	6	0	59	1	0	0
	82	709	9	7	220	31	368	22	165	0	0	0	3	0	0
	83	482	2	0	19	0	0	0	7	0	0	0	0	0	0
	88	110	0	4	0	0	5	0	2	1	0	0	0	0	0
	99	203	12	0	5	4	53	0	5	0	0	0	1	0	0
	122	515	1	2	125	5	220	3	23	0	0	0	0	0	0
Cliniche specializzate	Totale	11414	169	48	269	361	533	3	141	23	4	138	10	38	0
	01	720	6	0	5	6	0	0	5	2	0	0	0	0	0
	02	689	10	4	11	9	18	0	0	1	0	0	2	6	0
	05	215	0	1	14	66	7	2	6	0	0	0	0	0	0
	10	40	2	0	5	21	0	0	1	0	0	0	0	0	0
	14	89	2	0	2	20	2	0	0	0	0	0	0	0	0
	15	153	9	0	13	5	4	0	9	0	0	11	0	0	0
	19	477	0	0	0	2	2	0	0	0	0	0	0	0	0
	23	470	8	1	8	5	18	0	3	0	0	0	0	0	0
	25	291	0	0	0	0	0	0	0	0	0	0	0	0	0
	27	91	0	2	9	2	36	0	1	0	0	0	0	0	0
	29	388	1	0	0	2	0	0	2	0	0	0	0	0	0
	33	266	6	1	13	3	83	0	8	0	3	0	1	0	0
	38	282	3	0	4	9	7	0	5	1	0	0	0	0	0
	45	153	31	2	6	4	19	0	8	0	0	0	0	0	0
	47	119	0	3	0	2	13	0	0	0	0	11	0	0	0
	50	511	18	2	13	16	22	1	6	1	0	0	0	0	0
	57	602	0	0	0	16	6	0	28	2	0	0	0	0	0
	59	271	15	1	29	9	19	0	12	4	0	32	0	0	0

Clinica	Domicilio	Domicilio con assistenza SPITEX	Casa di cura	Casa per anziani, altro stabilimento sanitario	Clinica psichiatrica	Altro stabilimento ospedaliero o case nascita	Penitenziario	Altri	Sconosciuto	Reparto psichiatrico (stesso ospedale)	Reparto acuto (stessa azienda)	Clinica di riabilitazione (altra azienda)	Clinica di riabilitazione (stessa azienda)	Indicazione mancante
60	287	0	0	0	5	37	0	3	0	0	0	0	0	0
61	566	0	0	0	1	2	0	0	0	0	0	0	0	0
62	59	0	0	0	4	0	0	1	0	1	5	0	1	0
63	543	0	2	12	82	53	0	1	0	0	0	1	0	0
65	185	0	0	0	7	12	0	0	0	0	0	1	1	0
67	8	0	0	0	0	0	0	0	0	0	0	0	0	0
69	774	0	0	2	7	2	0	0	0	0	1	0	9	0
72	35	0	20	6	2	1	0	5	0	0	45	0	14	0
75	315	6	0	5	1	5	0	2	0	0	0	0	0	0
76	367	0	0	9	3	42	0	7	0	0	0	3	0	0
77	88	1	1	25	2	29	0	4	1	0	15	0	0	0
79	308	18	3	20	5	31	0	0	2	0	0	0	0	0
85	26	4	0	5	0	2	0	1	0	0	0	0	0	0
86	217	0	0	0	1	0	0	0	1	0	0	0	0	0
87	172	9	2	20	4	1	0	8	0	0	7	0	0	0
92	86	13	2	16	2	0	0	0	2	0	8	2	0	0
93	325	0	0	13	27	18	0	1	0	0	0	0	0	0
94	165	0	0	0	3	7	0	0	6	0	0	0	0	0
95	190	0	1	0	2	12	0	0	0	0	0	0	1	0
96	159	0	0	0	3	18	0	12	0	0	3	0	6	0
97	419	1	0	0	2	2	0	0	0	0	0	0	0	0
98	293	6	0	4	1	3	0	2	0	0	0	0	0	0
Cliniche per la cura di dipendenze	Totale	1737	15	0	96	478	288	15	58	4	10	8	2	0
04	67	0	0	7	5	1	0	6	4	0	0	0	0	0
11	359	1	0	9	196	37	0	3	0	0	0	0	0	0
16	287	0	0	21	28	3	0	17	0	0	0	0	0	0
20	136	0	0	16	18	9	0	0	0	0	0	0	0	0
31	30	0	0	1	36	18	0	0	0	0	0	0	0	0
53	154	0	0	18	37	3	13	8	0	0	0	0	0	0
55	550	14	0	10	80	37	0	20	0	2	0	2	0	0
78	134	0	0	14	0	8	0	0	0	0	8	0	0	0

	Clinica	Domicilio	Domicilio con assistenza SPITEX	Casa di cura	Casa per anziani, altro stabilimento sanitario	Clinica psichiatrica	Altro stabilimento ospedaliero o case nascita	Penitenziario	Altri	Sconosciuto	Reparto psichiatrico (stesso ospedale)	Reparto acuto (stessa azienda)	Clinica di riabilitazione (altra azienda)	Clinica di riabilitazione (stessa azienda)	Indicazione mancante
	89	11	0	0	0	45	3	0	4	0	7	0	0	0	0
	90	6	0	0	0	31	1	2	0	0	1	0	0	0	0
	121	3	0	0	0	2	168	0	0	0	0	0	0	0	0
Psichiatria forense	Totale	22	0	3	21	16	71	525	9	11	17	33	0	0	7
	101	5	0	0	4	2	3	61	0	0	0	0	0	0	0
	102	0	0	2	1	1	1	233	0	5	13	33	0	0	0
	103	0	0	1	0	1	2	8	3	0	0	0	0	0	0
	104	7	0	0	8	3	9	32	0	2	2	0	0	0	0
	105	1	0	0	2	2	2	39	0	0	2	0	0	0	0
	106	6	0	0	4	4	0	79	5	4	0	0	0	0	7
	107	2	0	0	2	1	48	62	0	0	0	0	0	0	0
	109	1	0	0	0	2	6	11	1	0	0	0	0	0	0
Psichiatria geriatrica	Totale	3789	394	1024	1156	116	3265	8	121	39	16	902	90	48	42
	501	12	3	7	0	1	51	0	3	0	1	4	5	0	0
	502	94	9	46	6	3	44	0	19	0	1	147	2	2	0
	503	53	8	18	2	0	96	0	1	0	0	10	9	0	0
	504	88	18	0	10	1	41	0	2	0	0	0	2	0	0
	505	268	27	51	83	11	200	1	8	0	0	0	6	0	0
	506	146	11	92	5	0	70	0	3	0	0	0	2	0	0
	507	53	0	38	0	8	48	0	9	0	0	0	0	0	0
	508	72	2	3	36	1	33	1	2	0	0	153	4	15	0
	509	77	5	40	2	3	1	5	3	4	7	379	2	18	0
	510	139	15	23	18	6	73	0	1	0	0	0	2	0	0
	511	120	15	28	51	3	122	0	2	0	2	0	6	0	0
	512	234	22	13	108	3	112	0	26	14	2	0	4	0	0
	513	173	16	57	47	5	139	0	0	0	0	0	4	0	0
	514	401	71	44	204	0	107	0	5	11	1	0	4	0	42
	515	112	1	35	17	1	84	0	1	0	0	0	1	0	0
	516	200	3	57	51	7	312	0	5	0	0	0	5	0	0
	517	66	11	50	60	15	398	0	2	0	0	0	4	0	0
	518	107	3	37	17	0	203	0	2	0	0	0	0	0	0

Clinica	Domicilio	Domicilio con assistenza SPITEX	Casa di cura	Casa per anziani, altro stabilimento sanitario	Clinica psichiatrica	Altro stabilimento ospedaliero o case nascita	Penitenziario	Altri	Sconosciuto	Reparto psichiatrico (stesso ospedale)	Reparto acuto (stessa azienda)	Clinica di riabilitazione (altra azienda)	Clinica di riabilitazione (stessa azienda)	Indicazione mancante
519	91	13	44	38	3	87	0	2	1	0	0	3	0	0
520	69	7	0	87	4	23	0	2	0	0	125	5	0	0
521	183	14	7	64	2	152	0	1	0	0	0	6	0	0
522	197	13	21	66	5	156	0	3	6	2	0	8	0	0
523	107	4	21	51	4	106	0	5	0	0	0	0	0	0
524	61	31	67	1	20	148	0	1	0	0	61	2	13	0
525	168	48	78	20	3	114	0	3	0	0	0	0	0	0
526	129	2	1	38	2	94	0	0	0	0	0	0	0	0
527	132	11	14	14	3	23	0	7	3	0	0	0	0	0
528	131	0	50	12	0	87	0	0	0	0	0	2	0	0
529	33	1	26	14	0	46	0	0	0	0	23	0	0	0
530	73	10	56	34	2	95	1	3	0	0	0	2	0	0

Tabella 13: luogo di soggiorno prima dell'ammissione nelle cliniche (numero di casi)

	Clinica	Domicilio	Domicilio con assistenza SPITEX	Casa di cura	Casa per anziani, altro stabilimento sanitario	Clinica psichiatrica	Altro stabilimento ospedaliero o case nascita	Penitenziario	Altri	Sconosciuto	Reparto psichiatrico (stesso ospedale)	Reparto acuto (stessa azienda)	Clinica di riabilitazione (altra azienda)	Clinica di riabilitazione (stessa azienda)	Indicazione mancante
Tutte le cliniche		60.0%	1.7%	1.9%	8.1%	2.3%	15.7%	1.0%	3.3%	0.7%	0.2%	4.7%	0.3%	0.1%	0.0%
Fornitori di prestazioni di base e della medicina acuta	Totale	59.3%	1.5%	1.0%	9.3%	1.7%	16.0%	0.5%	4.3%	0.9%	0.2%	5.0%	0.2%	0.0%	0.0%
	03	67.2%	3.1%	0.2%	12.8%	1.2%	2.6%	0.1%	5.0%	4.4%	0.5%	0.1%	0.2%	0.1%	0.0%
	06	65.3%	0.8%	0.4%	11.9%	3.0%	15.5%	1.1%	1.7%	0.4%	0.0%	0.0%	0.1%	0.0%	0.0%
	07	39.5%	0.1%	3.6%	15.3%	1.4%	30.4%	0.0%	0.6%	0.9%	0.0%	8.0%	0.1%	0.0%	0.0%
	08	63.0%	3.4%	1.4%	14.7%	1.6%	8.7%	0.3%	5.8%	0.9%	0.3%	0.0%	0.0%	0.0%	0.0%
	12	84.1%	0.5%	0.1%	2.0%	6.3%	5.7%	0.0%	1.0%	0.1%	0.2%	0.0%	0.2%	0.0%	0.0%
	13	28.7%	1.4%	0.4%	10.1%	2.8%	53.2%	0.2%	1.8%	1.1%	0.2%	0.0%	0.1%	0.0%	0.0%
	17	83.5%	1.4%	0.3%	4.7%	3.7%	3.4%	0.0%	1.9%	1.1%	0.0%	0.0%	0.0%	0.0%	0.0%
	18	78.3%	1.3%	0.0%	3.9%	6.1%	1.3%	0.0%	1.3%	0.0%	0.0%	7.1%	0.6%	0.0%	0.0%
	21	60.0%	0.9%	0.1%	9.8%	1.5%	10.0%	0.5%	7.3%	9.5%	0.2%	0.0%	0.1%	0.0%	0.0%
	22	68.3%	0.1%	0.2%	11.2%	1.1%	16.2%	0.0%	2.5%	0.2%	0.0%	0.0%	0.1%	0.0%	0.0%
	24	52.0%	0.5%	0.1%	16.7%	0.0%	28.3%	0.3%	2.0%	0.0%	0.0%	0.0%	0.0%	0.0%	0.0%
	26	25.4%	0.5%	1.0%	3.9%	1.0%	0.2%	2.2%	4.4%	0.5%	0.2%	59.5%	0.7%	0.4%	0.0%
	28	61.0%	0.1%	0.4%	8.2%	0.9%	24.3%	0.6%	4.3%	0.1%	0.0%	0.0%	0.2%	0.0%	0.0%
	30	54.5%	1.6%	0.3%	8.0%	1.3%	27.3%	0.9%	4.7%	0.4%	0.4%	0.1%	0.5%	0.0%	0.0%
	32	71.9%	0.3%	4.4%	3.3%	0.0%	9.1%	1.8%	9.1%	0.0%	0.0%	0.0%	0.0%	0.0%	0.0%
	34	68.9%	0.5%	0.0%	6.8%	2.0%	17.4%	0.2%	2.6%	1.2%	0.2%	0.0%	0.3%	0.0%	0.0%
	35	65.0%	0.8%	0.2%	11.5%	1.5%	17.1%	0.1%	2.8%	0.7%	0.0%	0.0%	0.3%	0.0%	0.0%
	36	68.6%	0.9%	0.5%	7.4%	2.0%	16.3%	0.5%	2.8%	0.0%	0.4%	0.4%	0.0%	0.0%	0.0%
	37	57.9%	1.3%	0.0%	13.5%	1.8%	3.4%	0.3%	3.2%	0.1%	0.1%	18.0%	0.5%	0.0%	0.0%
	39	68.9%	0.1%	0.0%	12.1%	1.4%	14.3%	0.0%	2.9%	0.0%	0.0%	0.0%	0.2%	0.0%	0.0%
	40	69.6%	8.9%	0.0%	8.7%	2.2%	7.2%	0.1%	2.6%	0.4%	0.0%	0.0%	0.1%	0.0%	0.0%
	42	86.8%	0.0%	0.2%	0.7%	3.6%	7.5%	0.1%	1.2%	0.0%	0.0%	0.0%	0.0%	0.0%	0.0%
	43	20.4%	7.1%	0.1%	5.8%	1.4%	57.7%	0.6%	6.7%	0.2%	0.0%	0.0%	0.0%	0.0%	0.0%
	44	97.6%	0.0%	0.4%	0.6%	0.0%	1.1%	0.0%	0.2%	0.0%	0.0%	0.0%	0.0%	0.0%	0.0%
	46	51.0%	0.8%	7.0%	6.2%	1.3%	3.0%	0.1%	6.3%	0.4%	0.4%	23.4%	0.2%	0.1%	0.0%
	48	60.2%	0.0%	11.4%	0.3%	2.9%	17.8%	0.1%	6.2%	1.0%	0.1%	0.0%	0.0%	0.0%	0.0%
	49	29.3%	0.3%	0.2%	8.7%	0.7%	11.3%	0.1%	0.5%	0.1%	0.6%	47.6%	0.6%	0.0%	0.0%
	51	58.6%	1.0%	1.0%	9.1%	1.2%	22.4%	0.2%	6.2%	0.0%	0.1%	0.0%	0.2%	0.0%	0.0%
	52	58.4%	0.4%	0.4%	11.7%	2.9%	17.4%	1.0%	7.3%	0.0%	0.3%	0.0%	0.2%	0.0%	0.0%

	Clinica	Domicilio	Domicilio con assistenza SPITEX	Casa di cura	Casa per anziani, altro stabilimento sanitario	Clinica psichiatrica	Altro stabilimento ospedaliero o case nascita	Penitenziario	Altri	Sconosciuto	Reparto psichiatrico (stesso ospedale)	Reparto acuto (stessa azienda)	Clinica di riabilitazione (altra azienda)	Clinica di riabilitazione (stessa azienda)	Indicazione mancante
	54	63.3%	1.0%	0.5%	9.5%	1.2%	15.6%	1.0%	7.6%	0.0%	0.0%	0.0%	0.2%	0.0%	0.0%
	56	70.3%	1.9%	0.8%	10.3%	1.9%	10.2%	0.5%	3.3%	0.4%	0.0%	0.1%	0.4%	0.0%	0.0%
	58	76.8%	1.9%	0.3%	6.5%	1.6%	6.7%	0.7%	3.6%	1.5%	0.2%	0.0%	0.1%	0.0%	0.0%
	66	66.2%	0.6%	0.0%	10.1%	0.4%	1.1%	0.4%	2.4%	0.9%	0.2%	17.2%	0.2%	0.4%	0.0%
	70	79.0%	2.4%	0.0%	9.9%	1.8%	3.3%	0.3%	1.8%	1.5%	0.0%	0.0%	0.0%	0.0%	0.0%
	71	54.6%	1.6%	0.2%	6.6%	1.4%	26.8%	3.0%	4.8%	0.1%	0.8%	0.1%	0.0%	0.0%	0.0%
	73	52.1%	0.9%	6.3%	4.4%	1.1%	22.6%	0.1%	3.6%	0.6%	0.7%	7.3%	0.2%	0.0%	0.0%
	74	42.8%	1.3%	8.2%	8.8%	1.3%	24.3%	0.2%	5.6%	0.7%	0.0%	6.6%	0.1%	0.0%	0.0%
	82	46.2%	0.6%	0.5%	14.3%	2.0%	24.0%	1.4%	10.8%	0.0%	0.0%	0.0%	0.2%	0.0%	0.0%
	83	94.5%	0.4%	0.0%	3.7%	0.0%	0.0%	0.0%	1.4%	0.0%	0.0%	0.0%	0.0%	0.0%	0.0%
	88	90.2%	0.0%	3.3%	0.0%	0.0%	4.1%	0.0%	1.6%	0.8%	0.0%	0.0%	0.0%	0.0%	0.0%
	99	71.7%	4.2%	0.0%	1.8%	1.4%	18.7%	0.0%	1.8%	0.0%	0.0%	0.0%	0.4%	0.0%	0.0%
	122	57.6%	0.1%	0.2%	14.0%	0.6%	24.6%	0.3%	2.6%	0.0%	0.0%	0.0%	0.0%	0.0%	0.0%
Cliniche specializzate	Totale	86.8%	1.3%	0.4%	2.0%	2.7%	4.1%	0.0%	1.1%	0.2%	0.0%	1.0%	0.1%	0.3%	0.0%
	01	96.8%	0.8%	0.0%	0.7%	0.8%	0.0%	0.0%	0.7%	0.3%	0.0%	0.0%	0.0%	0.0%	0.0%
	02	91.9%	1.3%	0.5%	1.5%	1.2%	2.4%	0.0%	0.0%	0.1%	0.0%	0.0%	0.3%	0.8%	0.0%
	05	69.1%	0.0%	0.3%	4.5%	21.2%	2.3%	0.6%	1.9%	0.0%	0.0%	0.0%	0.0%	0.0%	0.0%
	10	58.0%	2.9%	0.0%	7.2%	30.4%	0.0%	0.0%	1.4%	0.0%	0.0%	0.0%	0.0%	0.0%	0.0%
	14	77.4%	1.7%	0.0%	1.7%	17.4%	1.7%	0.0%	0.0%	0.0%	0.0%	0.0%	0.0%	0.0%	0.0%
	15	75.0%	4.4%	0.0%	6.4%	2.5%	2.0%	0.0%	4.4%	0.0%	0.0%	5.4%	0.0%	0.0%	0.0%
	19	99.2%	0.0%	0.0%	0.0%	0.4%	0.4%	0.0%	0.0%	0.0%	0.0%	0.0%	0.0%	0.0%	0.0%
	23	91.6%	1.6%	0.2%	1.6%	1.0%	3.5%	0.0%	0.6%	0.0%	0.0%	0.0%	0.0%	0.0%	0.0%
	25	100%	0.0%	0.0%	0.0%	0.0%	0.0%	0.0%	0.0%	0.0%	0.0%	0.0%	0.0%	0.0%	0.0%
	27	64.5%	0.0%	1.4%	6.4%	1.4%	25.5%	0.0%	0.7%	0.0%	0.0%	0.0%	0.0%	0.0%	0.0%
	29	98.7%	0.3%	0.0%	0.0%	0.5%	0.0%	0.0%	0.5%	0.0%	0.0%	0.0%	0.0%	0.0%	0.0%
	33	69.3%	1.6%	0.3%	3.4%	0.8%	21.6%	0.0%	2.1%	0.0%	0.8%	0.0%	0.3%	0.0%	0.0%
	38	90.7%	1.0%	0.0%	1.3%	2.9%	2.3%	0.0%	1.6%	0.3%	0.0%	0.0%	0.0%	0.0%	0.0%
	45	68.6%	13.9%	0.9%	2.7%	1.8%	8.5%	0.0%	3.6%	0.0%	0.0%	0.0%	0.0%	0.0%	0.0%
	47	80.4%	0.0%	2.0%	0.0%	1.4%	8.8%	0.0%	0.0%	0.0%	0.0%	7.4%	0.0%	0.0%	0.0%
	50	86.6%	3.1%	0.3%	2.2%	2.7%	3.7%	0.2%	1.0%	0.2%	0.0%	0.0%	0.0%	0.0%	0.0%
	57	92.0%	0.0%	0.0%	0.0%	2.4%	0.9%	0.0%	4.3%	0.3%	0.0%	0.0%	0.0%	0.0%	0.0%
	59	69.1%	3.8%	0.3%	7.4%	2.3%	4.8%	0.0%	3.1%	1.0%	0.0%	8.2%	0.0%	0.0%	0.0%

Clinica	Domicilio	Domicilio con assistenza SPITEX	Casa di cura	Casa per anziani, altro stabilimento sanitario	Clinica psichiatrica	Altro stabilimento ospedaliero o case nascita	Penitenziario	Altri	Sconosciuto	Reparto psichiatrico (stesso ospedale)	Reparto acuto (stessa azienda)	Clinica di riabilitazione (altra azienda)	Clinica di riabilitazione (stessa azienda)	Indicazione mancante
60	86.4%	0.0%	0.0%	0.0%	1.5%	11.1%	0.0%	0.9%	0.0%	0.0%	0.0%	0.0%	0.0%	0.0%
61	99.5%	0.0%	0.0%	0.0%	0.2%	0.4%	0.0%	0.0%	0.0%	0.0%	0.0%	0.0%	0.0%	0.0%
62	83.1%	0.0%	0.0%	0.0%	5.6%	0.0%	0.0%	1.4%	0.0%	1.4%	7.0%	0.0%	1.4%	0.0%
63	78.2%	0.0%	0.3%	1.7%	11.8%	7.6%	0.0%	0.1%	0.0%	0.0%	0.0%	0.1%	0.0%	0.0%
65	89.8%	0.0%	0.0%	0.0%	3.4%	5.8%	0.0%	0.0%	0.0%	0.0%	0.0%	0.5%	0.5%	0.0%
67	100%	0.0%	0.0%	0.0%	0.0%	0.0%	0.0%	0.0%	0.0%	0.0%	0.0%	0.0%	0.0%	0.0%
69	97.4%	0.0%	0.0%	0.3%	0.9%	0.3%	0.0%	0.0%	0.0%	0.0%	0.1%	0.0%	1.1%	0.0%
72	27.3%	0.0%	15.6%	4.7%	1.6%	0.8%	0.0%	3.9%	0.0%	0.0%	35.2%	0.0%	10.9%	0.0%
75	94.3%	1.8%	0.0%	1.5%	0.3%	1.5%	0.0%	0.6%	0.0%	0.0%	0.0%	0.0%	0.0%	0.0%
76	85.2%	0.0%	0.0%	2.1%	0.7%	9.7%	0.0%	1.6%	0.0%	0.0%	0.0%	0.7%	0.0%	0.0%
77	53.0%	0.6%	0.6%	15.1%	1.2%	17.5%	0.0%	2.4%	0.6%	0.0%	9.0%	0.0%	0.0%	0.0%
79	79.6%	4.7%	0.8%	5.2%	1.3%	8.0%	0.0%	0.0%	0.5%	0.0%	0.0%	0.0%	0.0%	0.0%
85	68.4%	10.5%	0.0%	13.2%	0.0%	5.3%	0.0%	2.6%	0.0%	0.0%	0.0%	0.0%	0.0%	0.0%
86	99.1%	0.0%	0.0%	0.0%	0.5%	0.0%	0.0%	0.0%	0.5%	0.0%	0.0%	0.0%	0.0%	0.0%
87	77.1%	4.0%	0.9%	9.0%	1.8%	0.4%	0.0%	3.6%	0.0%	0.0%	3.1%	0.0%	0.0%	0.0%
92	65.6%	9.9%	1.5%	12.2%	1.5%	0.0%	0.0%	0.0%	1.5%	0.0%	6.1%	1.5%	0.0%	0.0%
93	84.6%	0.0%	0.0%	3.4%	7.0%	4.7%	0.0%	0.3%	0.0%	0.0%	0.0%	0.0%	0.0%	0.0%
94	91.2%	0.0%	0.0%	0.0%	1.7%	3.9%	0.0%	0.0%	3.3%	0.0%	0.0%	0.0%	0.0%	0.0%
95	92.2%	0.0%	0.5%	0.0%	1.0%	5.8%	0.0%	0.0%	0.0%	0.0%	0.0%	0.0%	0.5%	0.0%
96	79.1%	0.0%	0.0%	0.0%	1.5%	9.0%	0.0%	6.0%	0.0%	0.0%	1.5%	0.0%	3.0%	0.0%
97	98.8%	0.2%	0.0%	0.0%	0.5%	0.5%	0.0%	0.0%	0.0%	0.0%	0.0%	0.0%	0.0%	0.0%
98	94.8%	1.9%	0.0%	1.3%	0.3%	1.0%	0.0%	0.6%	0.0%	0.0%	0.0%	0.0%	0.0%	0.0%
Cliniche per la cura di dipendenze	Totale	64.1%	0.6%	0.0%	3.5%	17.6%	10.6%	0.6%	2.1%	0.1%	0.4%	0.3%	0.1%	0.0%
	04	74.4%	0.0%	0.0%	7.8%	5.6%	1.1%	0.0%	6.7%	4.4%	0.0%	0.0%	0.0%	0.0%
	11	59.3%	0.2%	0.0%	1.5%	32.4%	6.1%	0.0%	0.5%	0.0%	0.0%	0.0%	0.0%	0.0%
	16	80.6%	0.0%	0.0%	5.9%	7.9%	0.8%	0.0%	4.8%	0.0%	0.0%	0.0%	0.0%	0.0%
	20	76.0%	0.0%	0.0%	8.9%	10.1%	5.0%	0.0%	0.0%	0.0%	0.0%	0.0%	0.0%	0.0%
	31	35.3%	0.0%	0.0%	1.2%	42.4%	21.2%	0.0%	0.0%	0.0%	0.0%	0.0%	0.0%	0.0%
	53	66.1%	0.0%	0.0%	7.7%	15.9%	1.3%	5.6%	3.4%	0.0%	0.0%	0.0%	0.0%	0.0%
	55	76.9%	2.0%	0.0%	1.4%	11.2%	5.2%	0.0%	2.8%	0.0%	0.3%	0.0%	0.3%	0.0%
	78	81.7%	0.0%	0.0%	8.5%	0.0%	4.9%	0.0%	0.0%	0.0%	0.0%	4.9%	0.0%	0.0%

	Clinica	Domicilio	Domicilio con assistenza SPITEX	Casa di cura	Casa per anziani, altro stabilimento sanitario	Clinica psichiatrica	Altro stabilimento ospedaliero o case nascita	Penitenziario	Altri	Sconosciuto	Reparto psichiatrico (stesso ospedale)	Reparto acuto (stessa azienda)	Clinica di riabilitazione (altra azienda)	Clinica di riabilitazione (stessa azienda)	Indicazione mancante
	89	15.7%	0.0%	0.0%	0.0%	64.3%	4.3%	0.0%	5.7%	0.0%	10.0%	0.0%	0.0%	0.0%	0.0%
	90	14.6%	0.0%	0.0%	0.0%	75.6%	2.4%	4.9%	0.0%	0.0%	2.4%	0.0%	0.0%	0.0%	0.0%
	121	1.7%	0.0%	0.0%	0.0%	1.2%	97.1%	0.0%	0.0%	0.0%	0.0%	0.0%	0.0%	0.0%	0.0%
Psichiatria forense	Totale	3.0%	0.0%	0.4%	2.9%	2.2%	9.7%	71.4%	1.2%	1.5%	2.3%	4.5%	0.0%	0.0%	0.0%
	101	6.7%	0.0%	0.0%	5.3%	2.7%	4.0%	81.3%	0.0%	0.0%	0.0%	0.0%	0.0%	0.0%	0.0%
	102	0.0%	0.0%	0.7%	0.3%	0.3%	0.3%	80.6%	0.0%	1.7%	4.5%	11.4%	0.0%	0.0%	0.0%
	103	0.0%	0.0%	6.7%	0.0%	6.7%	13.3%	53.3%	20.0%	0.0%	0.0%	0.0%	0.0%	0.0%	0.0%
	104	11.1%	0.0%	0.0%	12.7%	4.8%	14.3%	50.8%	0.0%	3.2%	3.2%	0.0%	0.0%	0.0%	0.0%
	105	2.1%	0.0%	0.0%	4.2%	4.2%	4.2%	81.2%	0.0%	0.0%	4.2%	0.0%	0.0%	0.0%	0.0%
	106	5.5%	0.0%	0.0%	3.7%	3.7%	0.0%	72.5%	4.6%	3.7%	0.0%	0.0%	0.0%	0.0%	0.0%
	107	1.7%	0.0%	0.0%	1.7%	0.9%	41.7%	53.9%	0.0%	0.0%	0.0%	0.0%	0.0%	0.0%	0.0%
	109	4.8%	0.0%	0.0%	0.0%	9.5%	28.6%	52.4%	4.8%	0.0%	0.0%	0.0%	0.0%	0.0%	0.0%
Psichiatria geriatrica	Totale	34.4%	3.6%	9.3%	10.5%	1.1%	29.7%	0.1%	1.1%	0.4%	0.1%	8.2%	0.8%	0.4%	0.0%
	501	13.8%	3.4%	8.0%	0.0%	1.1%	58.6%	0.0%	3.4%	0.0%	1.1%	4.6%	5.7%	0.0%	0.0%
	502	25.2%	2.4%	12.3%	1.6%	0.8%	11.8%	0.0%	5.1%	0.0%	0.3%	39.4%	0.5%	0.5%	0.0%
	503	26.9%	4.1%	9.1%	1.0%	0.0%	48.7%	0.0%	0.5%	0.0%	0.0%	5.1%	4.6%	0.0%	0.0%
	504	54.3%	11.1%	0.0%	6.2%	0.6%	25.3%	0.0%	1.2%	0.0%	0.0%	0.0%	1.2%	0.0%	0.0%
	505	40.9%	4.1%	7.8%	12.7%	1.7%	30.5%	0.2%	1.2%	0.0%	0.0%	0.0%	0.9%	0.0%	0.0%
	506	44.4%	3.3%	28.0%	1.5%	0.0%	21.3%	0.0%	0.9%	0.0%	0.0%	0.0%	0.6%	0.0%	0.0%
	507	34.0%	0.0%	24.4%	0.0%	5.1%	30.8%	0.0%	5.8%	0.0%	0.0%	0.0%	0.0%	0.0%	0.0%
	508	22.4%	0.6%	0.9%	11.2%	0.3%	10.2%	0.3%	0.6%	0.0%	0.0%	47.5%	1.2%	4.7%	0.0%
	509	14.1%	0.9%	7.3%	0.4%	0.5%	0.2%	0.9%	0.5%	0.7%	1.3%	69.4%	0.4%	3.3%	0.0%
	510	50.2%	5.4%	8.3%	6.5%	2.2%	26.4%	0.0%	0.4%	0.0%	0.0%	0.0%	0.7%	0.0%	0.0%
	511	34.4%	4.3%	8.0%	14.6%	0.9%	35.0%	0.0%	0.6%	0.0%	0.6%	0.0%	1.7%	0.0%	0.0%
	512	43.5%	4.1%	2.4%	20.1%	0.6%	20.8%	0.0%	4.8%	2.6%	0.4%	0.0%	0.7%	0.0%	0.0%
	513	39.2%	3.6%	12.9%	10.7%	1.1%	31.5%	0.0%	0.0%	0.0%	0.0%	0.0%	0.9%	0.0%	0.0%
	514	45.1%	8.0%	4.9%	22.9%	0.0%	12.0%	0.0%	0.6%	1.2%	0.1%	0.0%	0.4%	0.0%	0.0%
	515	44.4%	0.4%	13.9%	6.7%	0.4%	33.3%	0.0%	0.4%	0.0%	0.0%	0.0%	0.4%	0.0%	0.0%
	516	31.2%	0.5%	8.9%	8.0%	1.1%	48.8%	0.0%	0.8%	0.0%	0.0%	0.0%	0.8%	0.0%	0.0%
	517	10.9%	1.8%	8.3%	9.9%	2.5%	65.7%	0.0%	0.3%	0.0%	0.0%	0.0%	0.7%	0.0%	0.0%
	518	29.0%	0.8%	10.0%	4.6%	0.0%	55.0%	0.0%	0.5%	0.0%	0.0%	0.0%	0.0%	0.0%	0.0%

Clinica	Domicilio	Domicilio con assistenza SPITEX	Casa di cura	Casa per anziani, altro stabilimento sanitario	Clinica psichiatrica	Altro stabilimento ospedaliero o case nascita	Penitenziario	Altri	Sconosciuto	Reparto psichiatrico (stesso ospedale)	Reparto acuto (stessa azienda)	Clinica di riabilitazione (altra azienda)	Clinica di riabilitazione (stessa azienda)	Indicazione mancante
519	32.3%	4.6%	15.6%	13.5%	1.1%	30.9%	0.0%	0.7%	0.4%	0.0%	0.0%	1.1%	0.0%	0.0%
520	21.4%	2.2%	0.0%	27.0%	1.2%	7.1%	0.0%	0.6%	0.0%	0.0%	38.8%	1.6%	0.0%	0.0%
521	42.7%	3.3%	1.6%	14.9%	0.5%	35.4%	0.0%	0.2%	0.0%	0.0%	0.0%	1.4%	0.0%	0.0%
522	41.3%	2.7%	4.4%	13.8%	1.0%	32.7%	0.0%	0.6%	1.3%	0.4%	0.0%	1.7%	0.0%	0.0%
523	35.9%	1.3%	7.0%	17.1%	1.3%	35.6%	0.0%	1.7%	0.0%	0.0%	0.0%	0.0%	0.0%	0.0%
524	15.1%	7.7%	16.5%	0.2%	4.9%	36.5%	0.0%	0.2%	0.0%	0.0%	15.1%	0.5%	3.2%	0.0%
525	38.7%	11.1%	18.0%	4.6%	0.7%	26.3%	0.0%	0.7%	0.0%	0.0%	0.0%	0.0%	0.0%	0.0%
526	48.5%	0.8%	0.4%	14.3%	0.8%	35.3%	0.0%	0.0%	0.0%	0.0%	0.0%	0.0%	0.0%	0.0%
527	63.8%	5.3%	6.8%	6.8%	1.4%	11.1%	0.0%	3.4%	1.4%	0.0%	0.0%	0.0%	0.0%	0.0%
528	46.5%	0.0%	17.7%	4.3%	0.0%	30.9%	0.0%	0.0%	0.0%	0.0%	0.0%	0.7%	0.0%	0.0%
529	23.1%	0.7%	18.2%	9.8%	0.0%	32.2%	0.0%	0.0%	0.0%	0.0%	16.1%	0.0%	0.0%	0.0%
530	26.4%	3.6%	20.3%	12.3%	0.7%	34.4%	0.4%	1.1%	0.0%	0.0%	0.0%	0.7%	0.0%	0.0%

Tabella 14: luogo di soggiorno prima dell'ammissione nelle cliniche (in percentuale)

1.12 Istanza ricoverante nelle cliniche

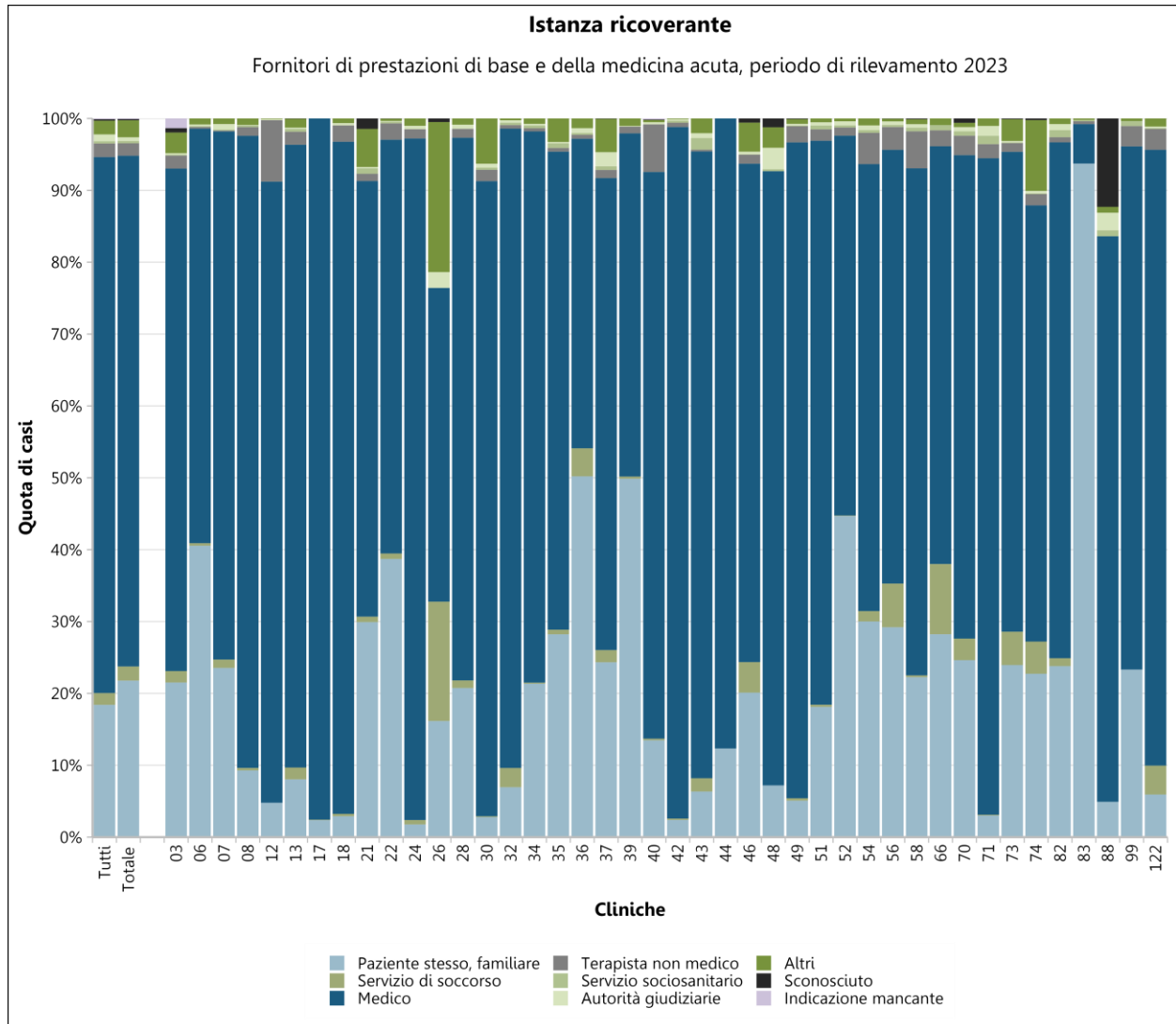


Figura 54: istanza ricoverante nei fornitori di prestazioni di base e della medicina acuta

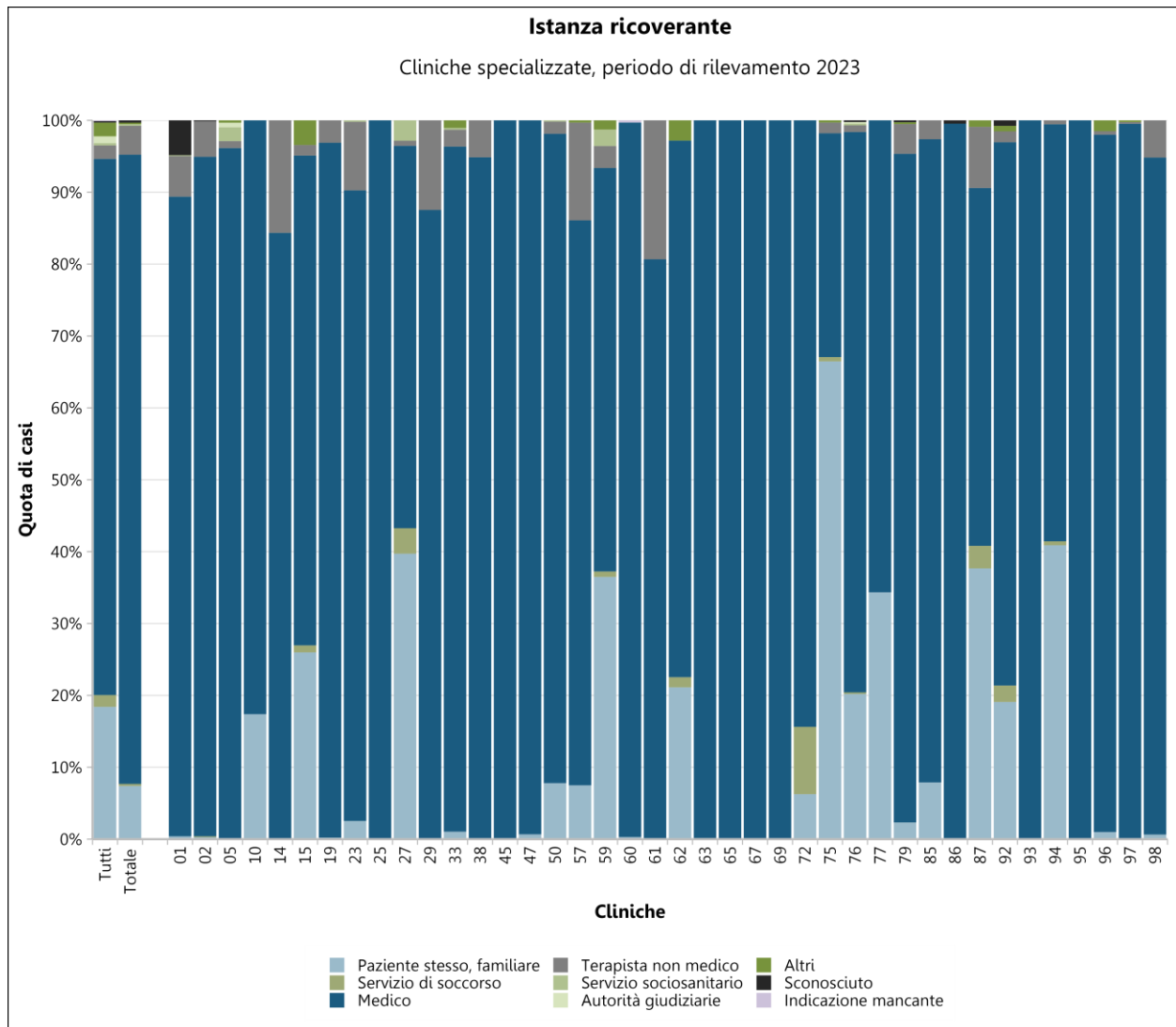


Figura 55: istanza ricoverante nelle cliniche specializzate

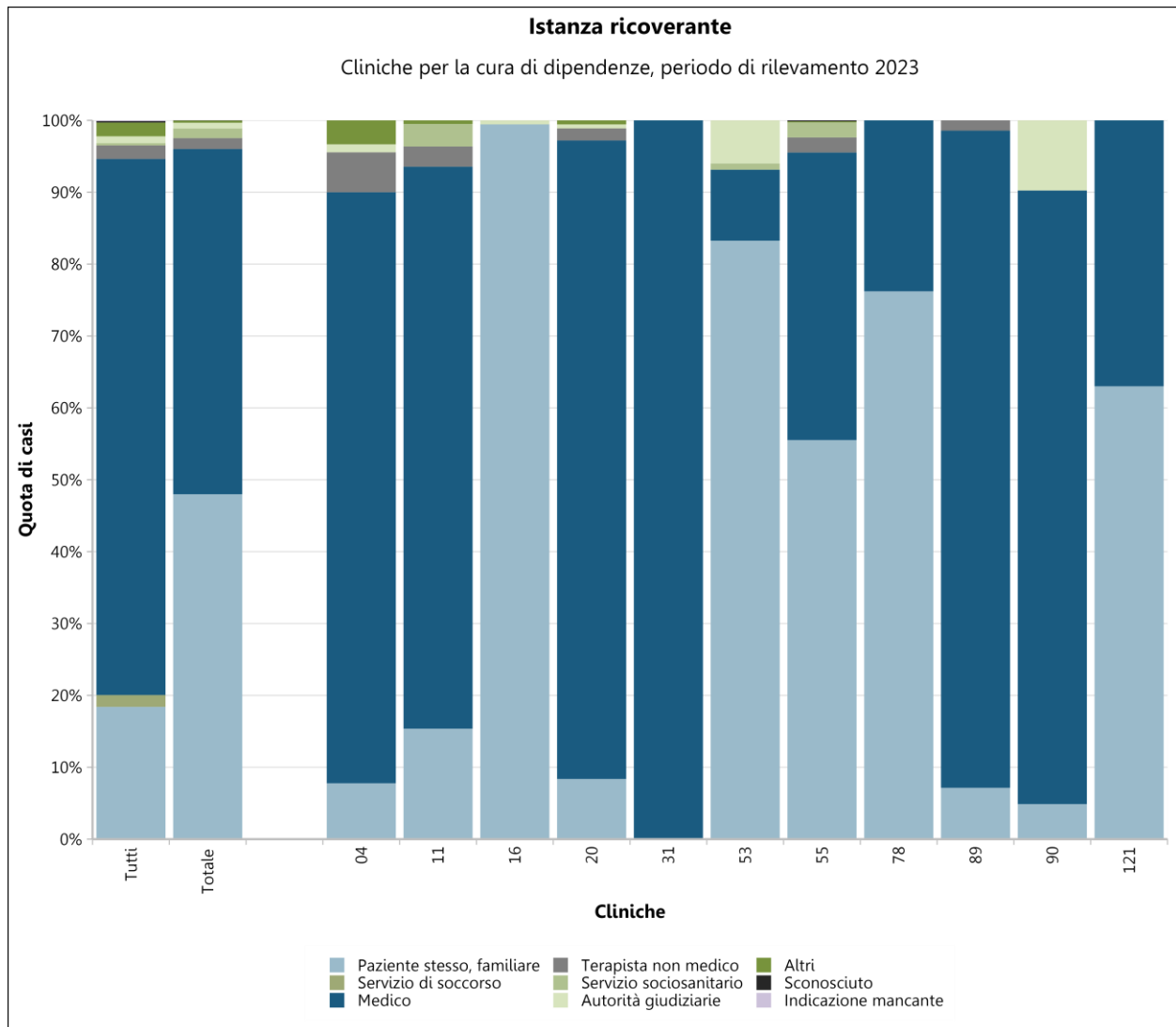


Figura 56: istanza ricoverante nelle cliniche per la cura di dipendenze

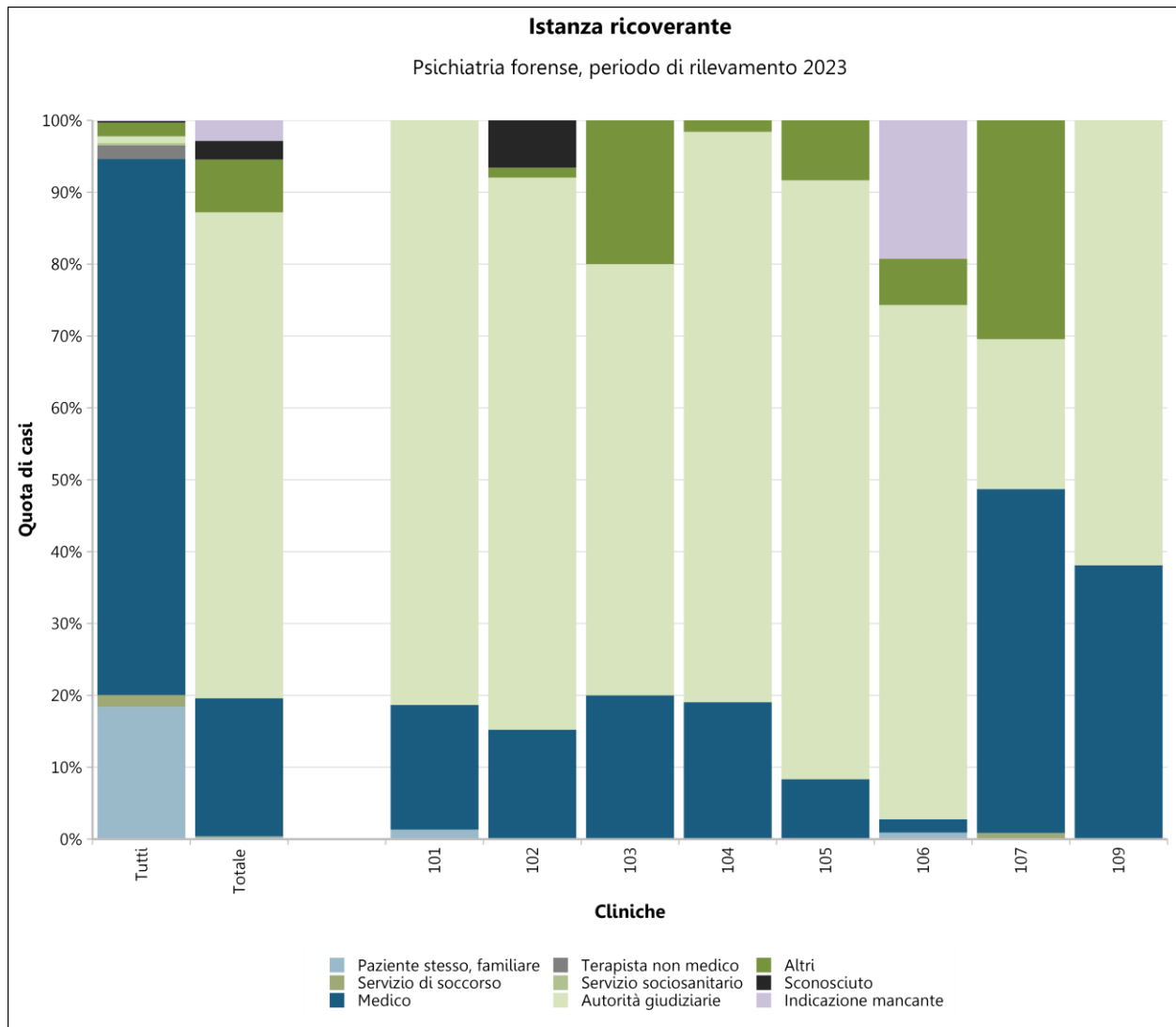


Figura 57: istanza ricoverante nelle cliniche di psichiatria forense

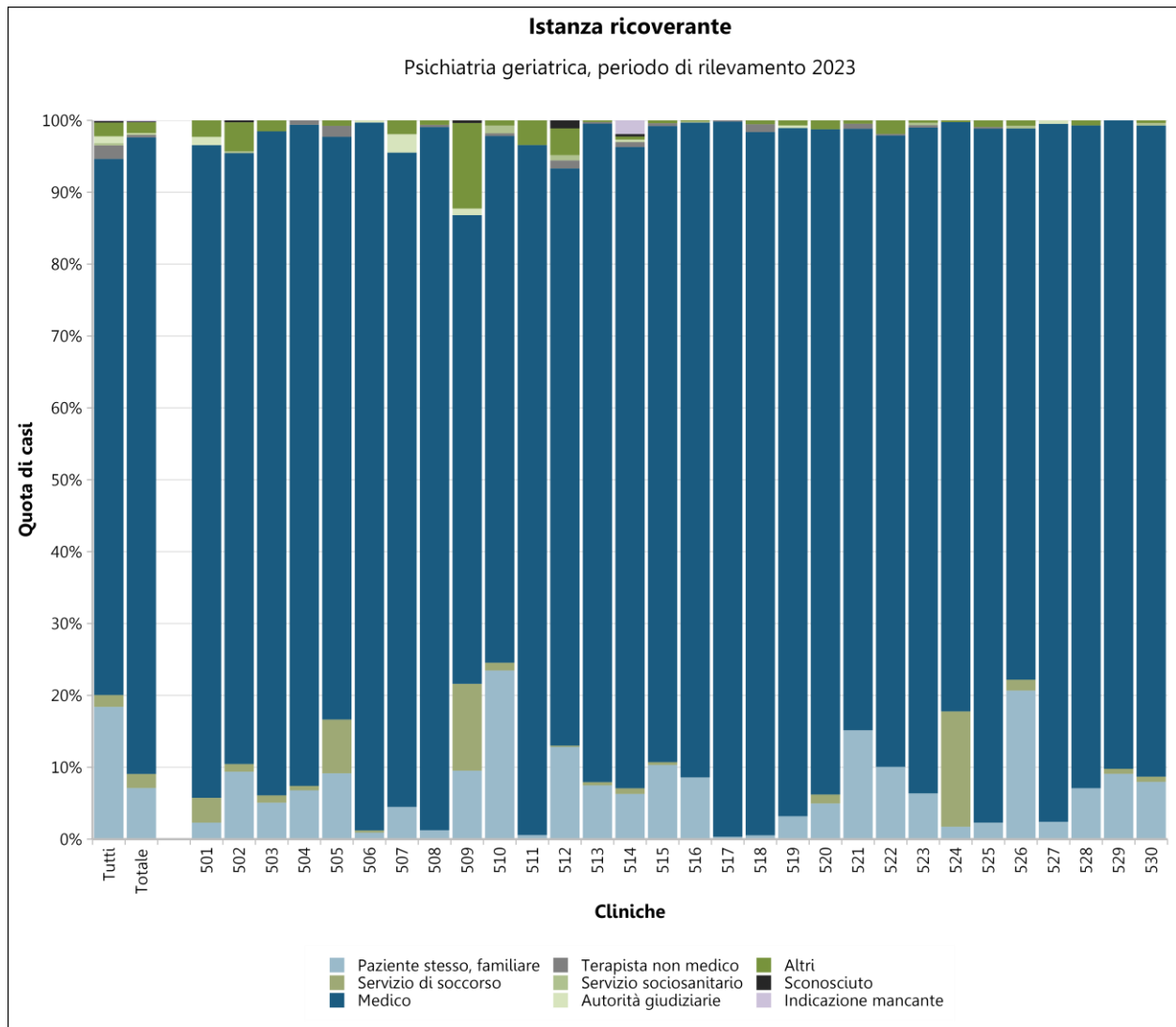


Figura 58: istanza ricoverante nelle cliniche di psichiatria geriatrica

Clinica	Paziente stesso, familiare	Servizio di soccorso	Medico	Terapista non medico	Servizio sociosanitario	Autorità giudiziarie	Altri	Sconosciuto	Indicazione mancante	
Tutte le cliniche	16129	1437	65345	1648	271	844	1674	177	90	
Fornitori di prestazioni di base e della medicina acuta	Totale	13070	1182	42640	1040	198	307	1416	104	51
	03	783	58	2544	66	4	8	105	22	49
	06	341	3	485	2	1	2	7	0	0
	07	182	9	568	1	1	6	6	0	0
	08	238	9	2256	31	6	2	23	0	0
	12	61	0	1101	109	0	2	1	0	0
	13	196	40	2111	44	10	4	30	1	0
	17	30	1	1245	0	0	0	0	0	0
	18	9	1	289	7	0	1	2	0	0
	21	474	12	960	16	12	3	84	23	0
	22	1125	22	1673	66	7	3	9	1	0
	24	26	9	1394	19	0	7	15	0	0
	26	359	369	970	0	0	49	464	11	0
	28	216	11	786	13	0	6	9	0	0
	30	46	2	1459	26	5	9	104	0	0
	32	83	32	1063	6	4	4	3	0	0
	34	284	2	1020	6	5	3	10	0	0
	35	440	10	1037	8	10	3	51	0	0
	36	373	29	320	4	2	5	10	0	0
	37	472	33	1274	22	10	38	90	1	0
	39	1012	6	969	19	0	2	21	0	0
	40	181	3	1059	89	0	4	4	1	2
	42	24	2	968	6	3	2	1	0	0
	43	130	38	1787	5	33	14	42	0	0
	44	57	0	405	0	0	0	0	0	0
	46	383	81	1321	24	1	7	77	11	0
	48	53	0	629	0	2	22	21	9	0
	49	61	4	1096	27	1	3	8	1	0
	51	240	4	1039	21	7	6	7	0	0
	52	1917	3	2267	49	13	24	17	0	0
	54	373	18	773	54	5	8	12	0	0

Clinica	Paziente stesso, familiare	Servizio di soccorso	Medico	Terapista non medico	Servizio sociosanitario	Autorità giudiziarie	Altri	Sconosciuto	Indicazione mancante	
	56	783	163	1618	85	8	13	10	1	0
	58	449	5	1423	104	10	10	14	2	0
	66	153	53	315	12	4	0	5	0	0
	70	82	10	224	9	2	2	2	2	0
	71	26	1	792	17	10	12	9	0	0
	73	237	46	661	12	1	2	30	1	0
	74	203	40	542	14	1	3	88	2	0
	82	365	17	1101	11	15	13	12	0	0
	83	478	0	28	2	1	0	1	0	0
	88	6	0	96	0	1	3	1	15	0
	99	66	0	206	8	2	0	1	0	0
	122	53	36	766	26	1	2	10	0	0
Cliniche specializzate	Totale	973	38	11512	529	24	3	30	41	1
	01	3	0	662	42	1	0	0	36	0
	02	2	1	709	37	0	0	0	1	0
	05	0	0	299	3	6	2	1	0	0
	10	12	0	57	0	0	0	0	0	0
	14	0	0	97	18	0	0	0	0	0
	15	53	2	139	3	0	0	7	0	0
	19	1	0	465	15	0	0	0	0	0
	23	13	0	450	49	1	0	0	0	0
	25	0	0	291	0	0	0	0	0	0
	27	56	5	75	1	4	0	0	0	0
	29	0	0	344	49	0	0	0	0	0
	33	4	0	366	9	1	0	4	0	0
	38	0	0	295	16	0	0	0	0	0
	45	0	0	223	0	0	0	0	0	0
	47	1	0	147	0	0	0	0	0	0
	50	46	0	533	10	1	0	0	0	0
	57	49	0	514	89	0	0	2	0	0
	59	143	3	220	12	9	0	5	0	0
	60	1	0	330	0	0	0	0	0	1
	61	0	0	459	110	0	0	0	0	0
	62	15	1	53	0	0	0	2	0	0

Clinica	Paziente stesso, familiare	Servizio di soccorso	Medico	Terapista non medico	Servizio sociosanitario	Autorità giudiziarie	Altri	Sconosciuto	Indicazione mancante	
	63	1	0	693	0	0	0	0	0	
	65	0	0	206	0	0	0	0	0	
	67	0	0	8	0	0	0	0	0	
	69	0	0	795	0	0	0	0	0	
	72	8	12	108	0	0	0	0	0	
	75	222	2	104	5	0	0	1	0	
	76	87	1	336	4	1	1	0	1	
	77	57	0	109	0	0	0	0	0	
	79	9	0	360	16	0	0	1	1	
	85	3	0	34	1	0	0	0	0	
	86	0	0	218	0	0	0	0	1	
	87	84	7	111	19	0	0	2	0	
	92	25	3	99	2	0	0	1	1	
	93	0	0	384	0	0	0	0	0	
	94	74	1	105	1	0	0	0	0	
	95	0	0	206	0	0	0	0	0	
	96	2	0	195	1	0	0	3	0	
	97	0	0	422	1	0	0	1	0	
	98	2	0	291	16	0	0	0	0	
Cliniche per la cura di dipendenze	Totale	1301	0	1302	41	36	22	8	1	0
	04	7	0	74	5	0	1	3	0	0
	11	93	0	473	17	19	0	3	0	0
	16	354	0	0	0	0	2	0	0	0
	20	15	0	159	3	0	1	1	0	0
	31	0	0	85	0	0	0	0	0	0
	53	194	0	23	0	2	14	0	0	0
	55	397	0	286	15	15	0	1	1	0
	78	125	0	39	0	0	0	0	0	0
	89	5	0	64	1	0	0	0	0	0
	90	2	0	35	0	0	4	0	0	0
	121	109	0	64	0	0	0	0	0	0
Psichiatria forense	Totale	2	1	141	0	0	497	54	19	21
	101	1	0	13	0	0	61	0	0	0
	102	0	0	44	0	0	222	4	19	0

	Clinica	Paziente stesso, familiare	Servizio di soccorso	Medico	Terapista non medico	Servizio sociosanitario	Autorità giudiziarie	Altri	Sconosciuto	Indicazione mancante
	103	0	0	3	0	0	9	3	0	0
	104	0	0	12	0	0	50	1	0	0
	105	0	0	4	0	0	40	4	0	0
	106	1	0	2	0	0	78	7	0	21
	107	0	1	55	0	0	24	35	0	0
	109	0	0	8	0	0	13	0	0	0
Psichiatria geriatrica	Totale	783	216	9750	38	13	15	166	12	17
	501	2	3	79	0	0	1	2	0	0
	502	35	4	317	0	1	0	15	1	0
	503	10	2	182	0	0	0	3	0	0
	504	11	1	149	1	0	0	0	0	0
	505	60	49	531	10	0	0	5	0	0
	506	3	1	324	0	0	1	0	0	0
	507	7	0	142	0	0	4	3	0	0
	508	4	0	315	1	0	0	2	0	0
	509	52	66	356	0	0	5	65	2	0
	510	65	3	203	1	3	0	2	0	0
	511	2	0	335	0	0	0	12	0	0
	512	69	1	432	6	4	0	20	6	0
	513	33	2	404	1	0	0	1	0	0
	514	56	7	794	6	1	2	4	3	17
	515	26	1	223	1	0	0	1	0	0
	516	55	0	583	0	1	0	1	0	0
	517	2	0	603	1	0	0	0	0	0
	518	2	0	361	4	0	0	2	0	0
	519	9	0	270	0	0	1	2	0	0
	520	16	4	298	0	0	0	4	0	0
	521	65	0	359	3	0	0	2	0	0
	522	48	0	419	1	0	0	9	0	0
	523	19	0	276	1	1	0	1	0	0
	524	7	65	332	0	0	0	1	0	0
	525	10	0	419	1	0	0	4	0	0
	526	55	4	204	0	1	0	2	0	0
	527	5	0	201	0	0	1	0	0	0

Clinica	Paziente stesso, familiare	Servizio di soccorso	Medico	Terapista non medico	Servizio sociosanitario	Autorità giudiziarie	Altri	Sconosciuto	Indicazione mancante
528	20	0	260	0	0	0	2	0	0
529	13	1	129	0	0	0	0	0	0
530	22	2	250	0	1	0	1	0	0

Tabella 15: istanza ricoverante nelle cliniche (numero di casi)

Clinica	Paziente stesso, familiare	Servizio di soccorso	Medico	Terapista non medico	Servizio sanitario	Autorità giudiziarie	Altri	Sconosciuto	Indicazione mancante	
Tutte le cliniche	18.4%	1.6%	74.6%	1.9%	0.3%	1.0%	1.9%	0.2%	0.1%	
Fornitori di prestazioni di base e della medicina acuta	Totale	21.8%	2.0%	71.1%	1.7%	0.3%	0.5%	2.4%	0.2%	0.1%
	03	21.5%	1.6%	69.9%	1.8%	0.1%	0.2%	2.9%	0.6%	1.3%
	06	40.5%	0.4%	57.7%	0.2%	0.1%	0.2%	0.8%	0.0%	0.0%
	07	23.5%	1.2%	73.5%	0.1%	0.1%	0.8%	0.8%	0.0%	0.0%
	08	9.3%	0.4%	88.0%	1.2%	0.2%	0.1%	0.9%	0.0%	0.0%
	12	4.8%	0.0%	86.4%	8.6%	0.0%	0.2%	0.1%	0.0%	0.0%
	13	8.0%	1.6%	86.7%	1.8%	0.4%	0.2%	1.2%	0.0%	0.0%
	17	2.4%	0.1%	97.6%	0.0%	0.0%	0.0%	0.0%	0.0%	0.0%
	18	2.9%	0.3%	93.5%	2.3%	0.0%	0.3%	0.6%	0.0%	0.0%
	21	29.9%	0.8%	60.6%	1.0%	0.8%	0.2%	5.3%	1.5%	0.0%
	22	38.7%	0.8%	57.6%	2.3%	0.2%	0.1%	0.3%	0.0%	0.0%
	24	1.8%	0.6%	94.8%	1.3%	0.0%	0.5%	1.0%	0.0%	0.0%
	26	16.2%	16.6%	43.7%	0.0%	0.0%	2.2%	20.9%	0.5%	0.0%
	28	20.7%	1.1%	75.5%	1.2%	0.0%	0.6%	0.9%	0.0%	0.0%
	30	2.8%	0.1%	88.4%	1.6%	0.3%	0.5%	6.3%	0.0%	0.0%
	32	6.9%	2.7%	89.0%	0.5%	0.3%	0.3%	0.3%	0.0%	0.0%
	34	21.4%	0.2%	76.7%	0.5%	0.4%	0.2%	0.8%	0.0%	0.0%
	35	28.2%	0.6%	66.5%	0.5%	0.6%	0.2%	3.3%	0.0%	0.0%
	36	50.2%	3.9%	43.1%	0.5%	0.3%	0.7%	1.3%	0.0%	0.0%
	37	24.3%	1.7%	65.7%	1.1%	0.5%	2.0%	4.6%	0.1%	0.0%
	39	49.9%	0.3%	47.8%	0.9%	0.0%	0.1%	1.0%	0.0%	0.0%
	40	13.5%	0.2%	78.9%	6.6%	0.0%	0.3%	0.3%	0.1%	0.1%
	42	2.4%	0.2%	96.2%	0.6%	0.3%	0.2%	0.1%	0.0%	0.0%
	43	6.3%	1.9%	87.2%	0.2%	1.6%	0.7%	2.0%	0.0%	0.0%
	44	12.3%	0.0%	87.7%	0.0%	0.0%	0.0%	0.0%	0.0%	0.0%
	46	20.1%	4.3%	69.3%	1.3%	0.1%	0.4%	4.0%	0.6%	0.0%
	48	7.2%	0.0%	85.5%	0.0%	0.3%	3.0%	2.9%	1.2%	0.0%
	49	5.1%	0.3%	91.3%	2.2%	0.1%	0.2%	0.7%	0.1%	0.0%
	51	18.1%	0.3%	78.5%	1.6%	0.5%	0.5%	0.5%	0.0%	0.0%
	52	44.7%	0.1%	52.8%	1.1%	0.3%	0.6%	0.4%	0.0%	0.0%
	54	30.0%	1.4%	62.2%	4.3%	0.4%	0.6%	1.0%	0.0%	0.0%

Clinica	Paziente stesso, familiare	Servizio di soccorso	Medico	Terapista non medico	Servizio socio-sanitario	Autorità giudiziarie	Altri	Sconosciuto	Indicazione mancante	
	56	29.2%	6.1%	60.4%	3.2%	0.3%	0.5%	0.4%	0.0%	
	58	22.3%	0.2%	70.6%	5.2%	0.5%	0.5%	0.7%	0.1%	
	66	28.2%	9.8%	58.1%	2.2%	0.7%	0.0%	0.9%	0.0%	
	70	24.6%	3.0%	67.3%	2.7%	0.6%	0.6%	0.6%	0.6%	
	71	3.0%	0.1%	91.3%	2.0%	1.2%	1.4%	1.0%	0.0%	
	73	23.9%	4.6%	66.8%	1.2%	0.1%	0.2%	3.0%	0.1%	
	74	22.7%	4.5%	60.7%	1.6%	0.1%	0.3%	9.9%	0.2%	
	82	23.8%	1.1%	71.8%	0.7%	1.0%	0.8%	0.8%	0.0%	
	83	93.7%	0.0%	5.5%	0.4%	0.2%	0.0%	0.2%	0.0%	
	88	4.9%	0.0%	78.7%	0.0%	0.8%	2.5%	0.8%	12.3%	
	99	23.3%	0.0%	72.8%	2.8%	0.7%	0.0%	0.4%	0.0%	
	122	5.9%	4.0%	85.7%	2.9%	0.1%	0.2%	1.1%	0.0%	
Cliniche specializzate	Totale	7.4%	0.3%	87.5%	4.0%	0.2%	0.0%	0.2%	0.3%	0.0%
	01	0.4%	0.0%	89.0%	5.6%	0.1%	0.0%	0.0%	4.8%	0.0%
	02	0.3%	0.1%	94.5%	4.9%	0.0%	0.0%	0.0%	0.1%	0.0%
	05	0.0%	0.0%	96.1%	1.0%	1.9%	0.6%	0.3%	0.0%	0.0%
	10	17.4%	0.0%	82.6%	0.0%	0.0%	0.0%	0.0%	0.0%	0.0%
	14	0.0%	0.0%	84.3%	15.7%	0.0%	0.0%	0.0%	0.0%	0.0%
	15	26.0%	1.0%	68.1%	1.5%	0.0%	0.0%	3.4%	0.0%	0.0%
	19	0.2%	0.0%	96.7%	3.1%	0.0%	0.0%	0.0%	0.0%	0.0%
	23	2.5%	0.0%	87.7%	9.6%	0.2%	0.0%	0.0%	0.0%	0.0%
	25	0.0%	0.0%	100%	0.0%	0.0%	0.0%	0.0%	0.0%	0.0%
	27	39.7%	3.5%	53.2%	0.7%	2.8%	0.0%	0.0%	0.0%	0.0%
	29	0.0%	0.0%	87.5%	12.5%	0.0%	0.0%	0.0%	0.0%	0.0%
	33	1.0%	0.0%	95.3%	2.3%	0.3%	0.0%	1.0%	0.0%	0.0%
	38	0.0%	0.0%	94.9%	5.1%	0.0%	0.0%	0.0%	0.0%	0.0%
	45	0.0%	0.0%	100%	0.0%	0.0%	0.0%	0.0%	0.0%	0.0%
	47	0.7%	0.0%	99.3%	0.0%	0.0%	0.0%	0.0%	0.0%	0.0%
	50	7.8%	0.0%	90.3%	1.7%	0.2%	0.0%	0.0%	0.0%	0.0%
	57	7.5%	0.0%	78.6%	13.6%	0.0%	0.0%	0.3%	0.0%	0.0%
	59	36.5%	0.8%	56.1%	3.1%	2.3%	0.0%	1.3%	0.0%	0.0%
	60	0.3%	0.0%	99.4%	0.0%	0.0%	0.0%	0.0%	0.0%	0.3%
	61	0.0%	0.0%	80.7%	19.3%	0.0%	0.0%	0.0%	0.0%	0.0%
	62	21.1%	1.4%	74.6%	0.0%	0.0%	0.0%	2.8%	0.0%	0.0%

Clinica	Paziente stesso, familiare	Servizio di soccorso	Medico	Terapista non medico	Servizio sanitario	Autorità giudiziarie	Altri	Sconosciuto	Indicazione mancante	
	63	0.1%	0.0%	99.9%	0.0%	0.0%	0.0%	0.0%	0.0%	
	65	0.0%	0.0%	100%	0.0%	0.0%	0.0%	0.0%	0.0%	
	67	0.0%	0.0%	100%	0.0%	0.0%	0.0%	0.0%	0.0%	
	69	0.0%	0.0%	100%	0.0%	0.0%	0.0%	0.0%	0.0%	
	72	6.2%	9.4%	84.4%	0.0%	0.0%	0.0%	0.0%	0.0%	
	75	66.5%	0.6%	31.1%	1.5%	0.0%	0.0%	0.3%	0.0%	
	76	20.2%	0.2%	78.0%	0.9%	0.2%	0.2%	0.0%	0.2%	
	77	34.3%	0.0%	65.7%	0.0%	0.0%	0.0%	0.0%	0.0%	
	79	2.3%	0.0%	93.0%	4.1%	0.0%	0.0%	0.3%	0.3%	
	85	7.9%	0.0%	89.5%	2.6%	0.0%	0.0%	0.0%	0.0%	
	86	0.0%	0.0%	99.5%	0.0%	0.0%	0.0%	0.0%	0.5%	
	87	37.7%	3.1%	49.8%	8.5%	0.0%	0.0%	0.9%	0.0%	
	92	19.1%	2.3%	75.6%	1.5%	0.0%	0.0%	0.8%	0.8%	
	93	0.0%	0.0%	100%	0.0%	0.0%	0.0%	0.0%	0.0%	
	94	40.9%	0.6%	58.0%	0.6%	0.0%	0.0%	0.0%	0.0%	
	95	0.0%	0.0%	100%	0.0%	0.0%	0.0%	0.0%	0.0%	
	96	1.0%	0.0%	97.0%	0.5%	0.0%	0.0%	1.5%	0.0%	
	97	0.0%	0.0%	99.5%	0.2%	0.0%	0.0%	0.2%	0.0%	
	98	0.6%	0.0%	94.2%	5.2%	0.0%	0.0%	0.0%	0.0%	
Cliniche per la cura di dipendenze	Totale	48.0%	0.0%	48.0%	1.5%	1.3%	0.8%	0.3%	0.0%	0.0%
	04	7.8%	0.0%	82.2%	5.6%	0.0%	1.1%	3.3%	0.0%	0.0%
	11	15.4%	0.0%	78.2%	2.8%	3.1%	0.0%	0.5%	0.0%	0.0%
	16	99.4%	0.0%	0.0%	0.0%	0.0%	0.6%	0.0%	0.0%	0.0%
	20	8.4%	0.0%	88.8%	1.7%	0.0%	0.6%	0.6%	0.0%	0.0%
	31	0.0%	0.0%	100%	0.0%	0.0%	0.0%	0.0%	0.0%	0.0%
	53	83.3%	0.0%	9.9%	0.0%	0.9%	6.0%	0.0%	0.0%	0.0%
	55	55.5%	0.0%	40.0%	2.1%	2.1%	0.0%	0.1%	0.1%	0.0%
	78	76.2%	0.0%	23.8%	0.0%	0.0%	0.0%	0.0%	0.0%	0.0%
	89	7.1%	0.0%	91.4%	1.4%	0.0%	0.0%	0.0%	0.0%	0.0%
	90	4.9%	0.0%	85.4%	0.0%	0.0%	9.8%	0.0%	0.0%	0.0%
	121	63.0%	0.0%	37.0%	0.0%	0.0%	0.0%	0.0%	0.0%	0.0%
Psichiatria forense	Totale	0.3%	0.1%	19.2%	0.0%	0.0%	67.6%	7.3%	2.6%	2.9%
	101	1.3%	0.0%	17.3%	0.0%	0.0%	81.3%	0.0%	0.0%	0.0%
	102	0.0%	0.0%	15.2%	0.0%	0.0%	76.8%	1.4%	6.6%	0.0%

Clinica	Paziente stesso, familiare	Servizio di soccorso	Medico	Terapista non medico	Servizio socio-sanitario	Autorità giudiziarie	Altri	Sconosciuto	Indicazione mancante	
	103	0.0%	0.0%	20.0%	0.0%	0.0%	60.0%	20.0%	0.0%	0.0%
	104	0.0%	0.0%	19.0%	0.0%	0.0%	79.4%	1.6%	0.0%	0.0%
	105	0.0%	0.0%	8.3%	0.0%	0.0%	83.3%	8.3%	0.0%	0.0%
	106	0.9%	0.0%	1.8%	0.0%	0.0%	71.6%	6.4%	0.0%	19.3%
	107	0.0%	0.9%	47.8%	0.0%	0.0%	20.9%	30.4%	0.0%	0.0%
	109	0.0%	0.0%	38.1%	0.0%	0.0%	61.9%	0.0%	0.0%	0.0%
Psichiatria geriatrica	Totale	7.1%	2.0%	88.6%	0.3%	0.1%	0.1%	1.5%	0.1%	0.2%
	501	2.3%	3.4%	90.8%	0.0%	0.0%	1.1%	2.3%	0.0%	0.0%
	502	9.4%	1.1%	85.0%	0.0%	0.3%	0.0%	4.0%	0.3%	0.0%
	503	5.1%	1.0%	92.4%	0.0%	0.0%	0.0%	1.5%	0.0%	0.0%
	504	6.8%	0.6%	92.0%	0.6%	0.0%	0.0%	0.0%	0.0%	0.0%
	505	9.2%	7.5%	81.1%	1.5%	0.0%	0.0%	0.8%	0.0%	0.0%
	506	0.9%	0.3%	98.5%	0.0%	0.0%	0.3%	0.0%	0.0%	0.0%
	507	4.5%	0.0%	91.0%	0.0%	0.0%	2.6%	1.9%	0.0%	0.0%
	508	1.2%	0.0%	97.8%	0.3%	0.0%	0.0%	0.6%	0.0%	0.0%
	509	9.5%	12.1%	65.2%	0.0%	0.0%	0.9%	11.9%	0.4%	0.0%
	510	23.5%	1.1%	73.3%	0.4%	1.1%	0.0%	0.7%	0.0%	0.0%
	511	0.6%	0.0%	96.0%	0.0%	0.0%	0.0%	3.4%	0.0%	0.0%
	512	12.8%	0.2%	80.3%	1.1%	0.7%	0.0%	3.7%	1.1%	0.0%
	513	7.5%	0.5%	91.6%	0.2%	0.0%	0.0%	0.2%	0.0%	0.0%
	514	6.3%	0.8%	89.2%	0.7%	0.1%	0.2%	0.4%	0.3%	1.9%
	515	10.3%	0.4%	88.5%	0.4%	0.0%	0.0%	0.4%	0.0%	0.0%
	516	8.6%	0.0%	91.1%	0.0%	0.2%	0.0%	0.2%	0.0%	0.0%
	517	0.3%	0.0%	99.5%	0.2%	0.0%	0.0%	0.0%	0.0%	0.0%
	518	0.5%	0.0%	97.8%	1.1%	0.0%	0.0%	0.5%	0.0%	0.0%
	519	3.2%	0.0%	95.7%	0.0%	0.0%	0.4%	0.7%	0.0%	0.0%
	520	5.0%	1.2%	92.5%	0.0%	0.0%	0.0%	1.2%	0.0%	0.0%
	521	15.2%	0.0%	83.7%	0.7%	0.0%	0.0%	0.5%	0.0%	0.0%
	522	10.1%	0.0%	87.8%	0.2%	0.0%	0.0%	1.9%	0.0%	0.0%
	523	6.4%	0.0%	92.6%	0.3%	0.3%	0.0%	0.3%	0.0%	0.0%
	524	1.7%	16.0%	82.0%	0.0%	0.0%	0.0%	0.2%	0.0%	0.0%
	525	2.3%	0.0%	96.5%	0.2%	0.0%	0.0%	0.9%	0.0%	0.0%
	526	20.7%	1.5%	76.7%	0.0%	0.4%	0.0%	0.8%	0.0%	0.0%
	527	2.4%	0.0%	97.1%	0.0%	0.0%	0.5%	0.0%	0.0%	0.0%

Clinica	Paziente stesso, familiare	Servizio di soccorso	Medico	Terapista non medico	Servizio sociosanitario	Autorità giudiziarie	Altri	Sconosciuto	Indicazione mancante
528	7.1%	0.0%	92.2%	0.0%	0.0%	0.0%	0.7%	0.0%	0.0%
529	9.1%	0.7%	90.2%	0.0%	0.0%	0.0%	0.0%	0.0%	0.0%
530	8.0%	0.7%	90.6%	0.0%	0.4%	0.0%	0.4%	0.0%	0.0%

Tabella 16: istanza ricoverante nelle cliniche (in percentuale)

1.13 Istruzione

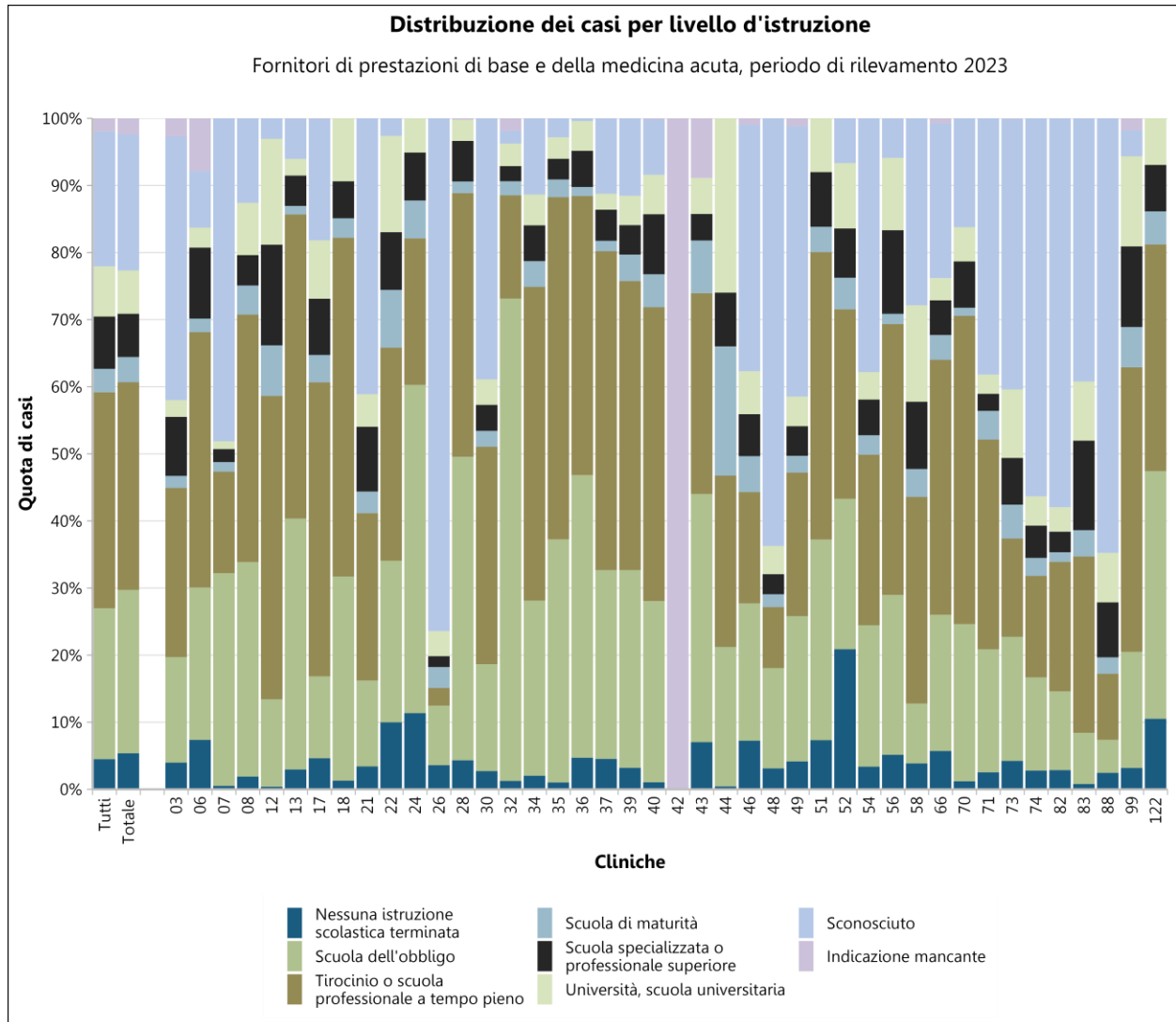


Figura 59: distribuzione dei casi per livello d'istruzione nei fornitori di prestazioni di base e della medicina acuta

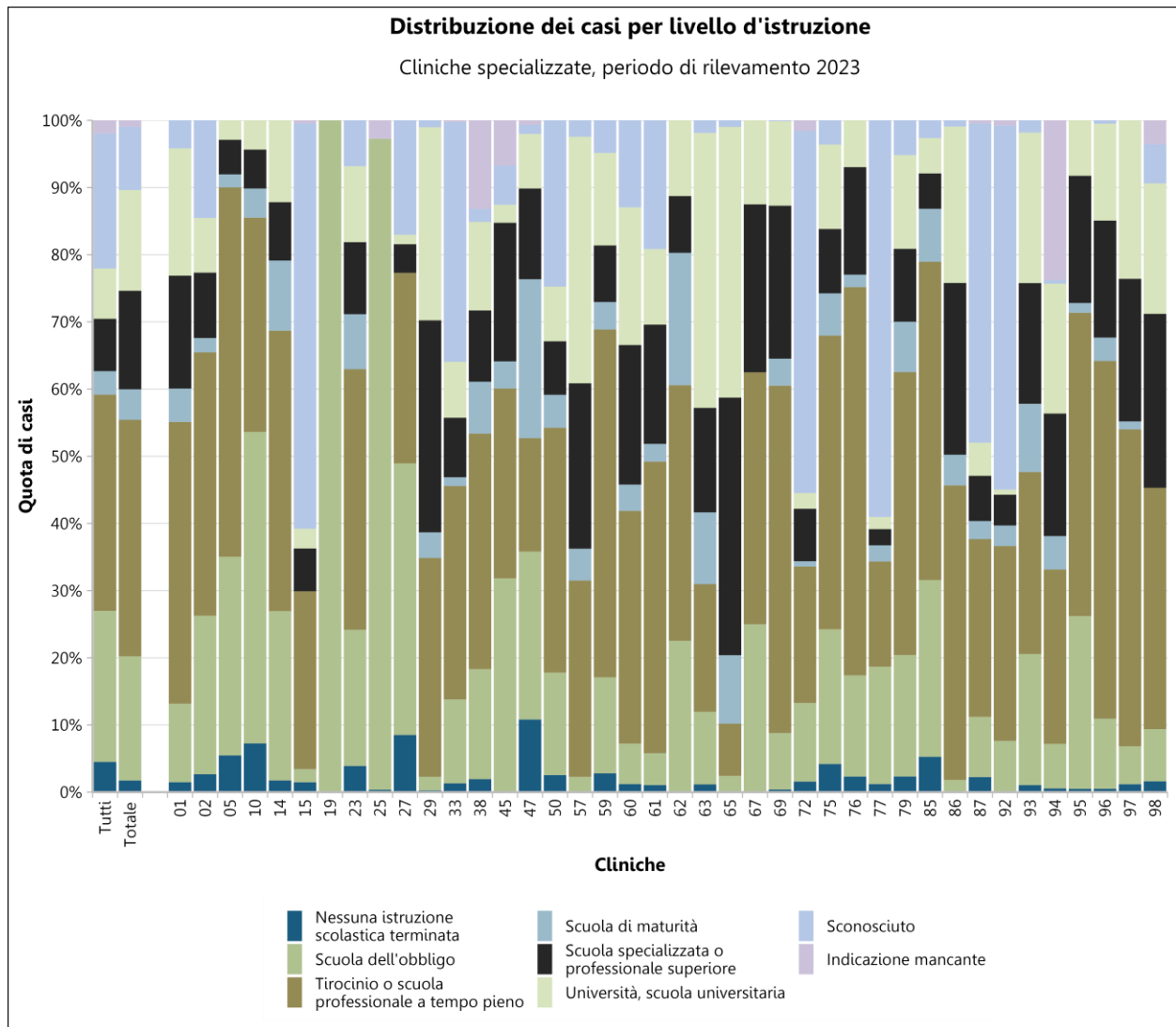


Figura 60: distribuzione dei casi per livello d'istruzione nelle cliniche specializzate

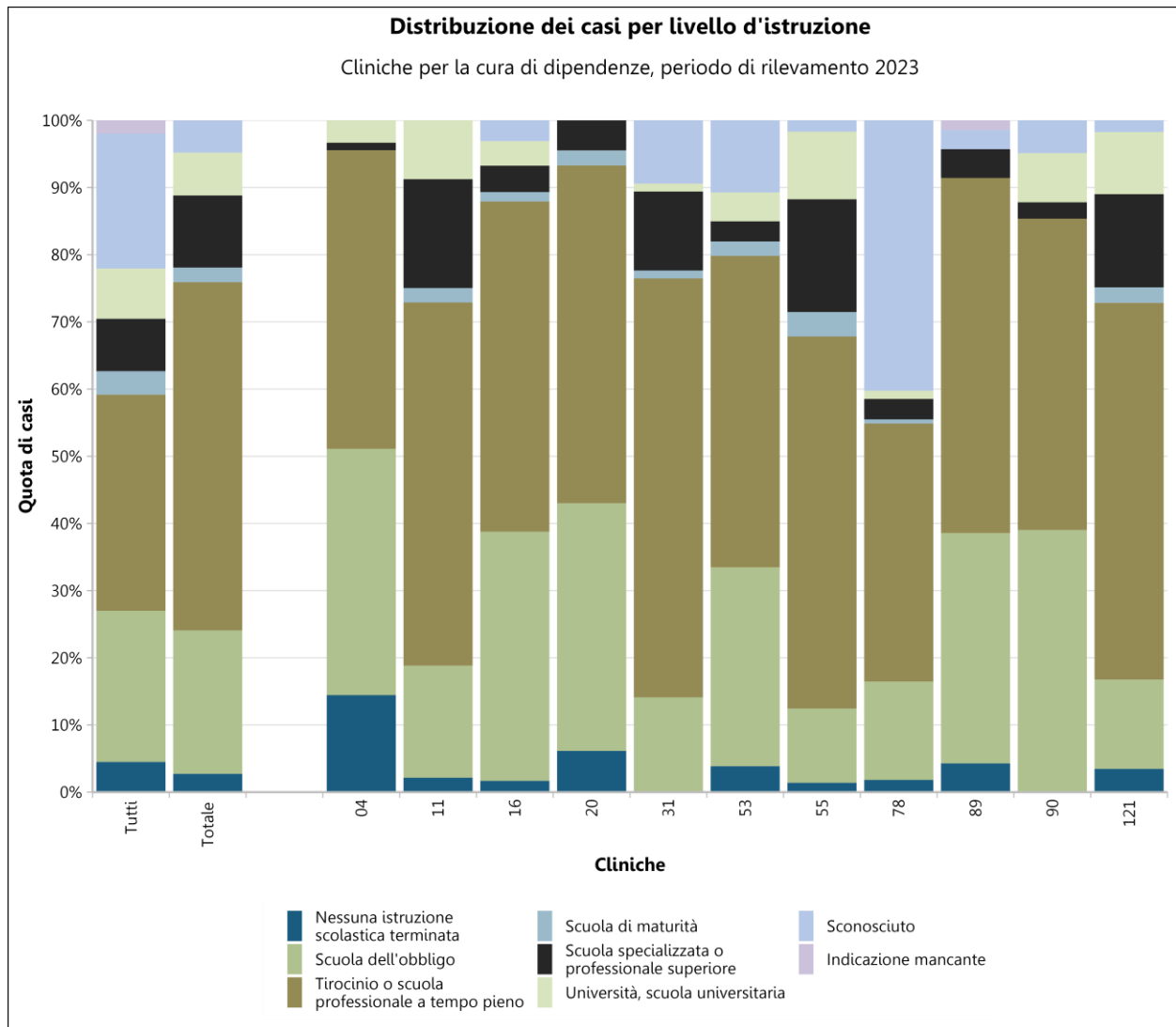


Figura 61: distribuzione dei casi per livello d'istruzione nelle cliniche per la cura di dipendenze

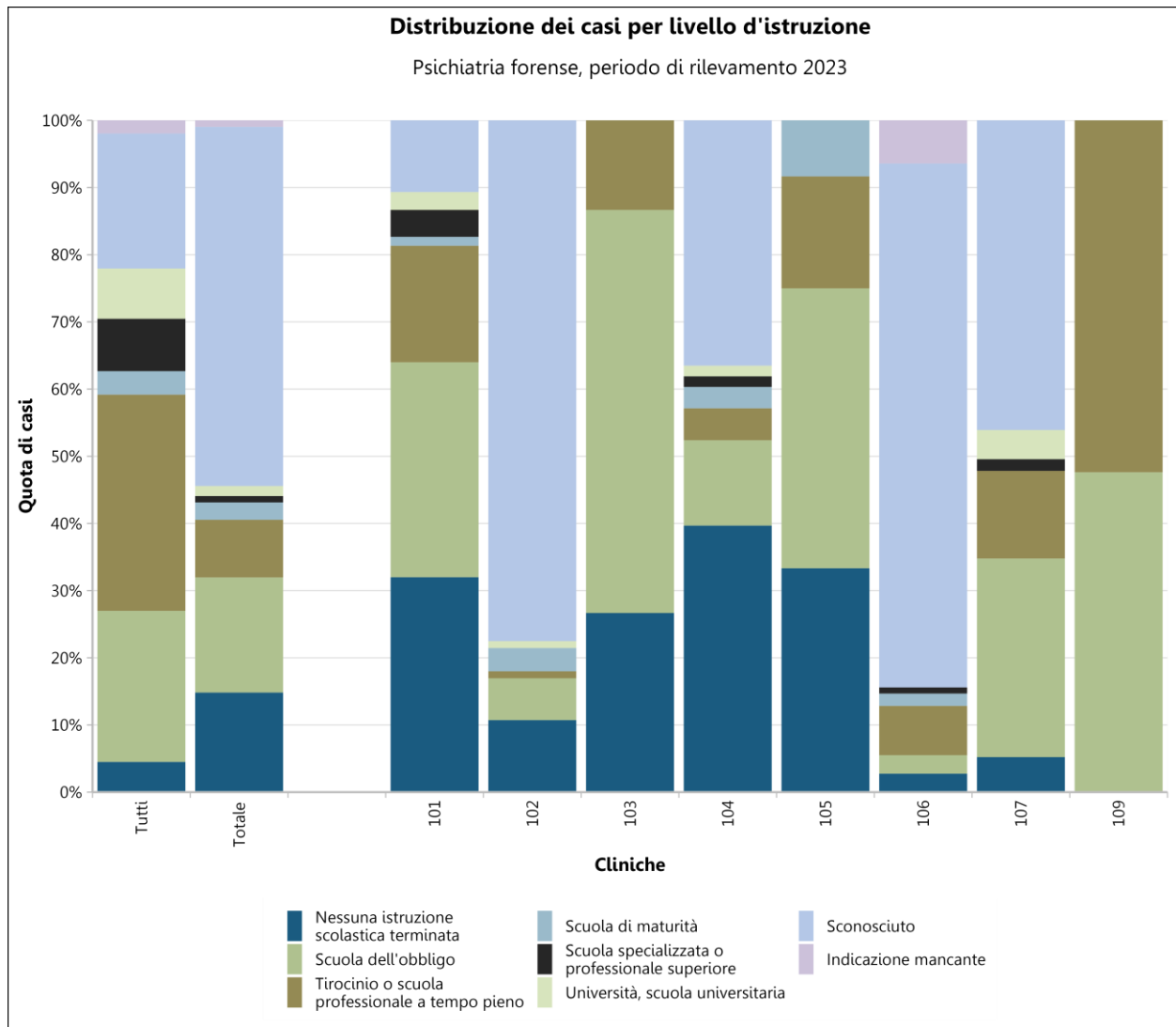


Figura 62: distribuzione dei casi per livello d'istruzione nelle cliniche di psichiatria forense

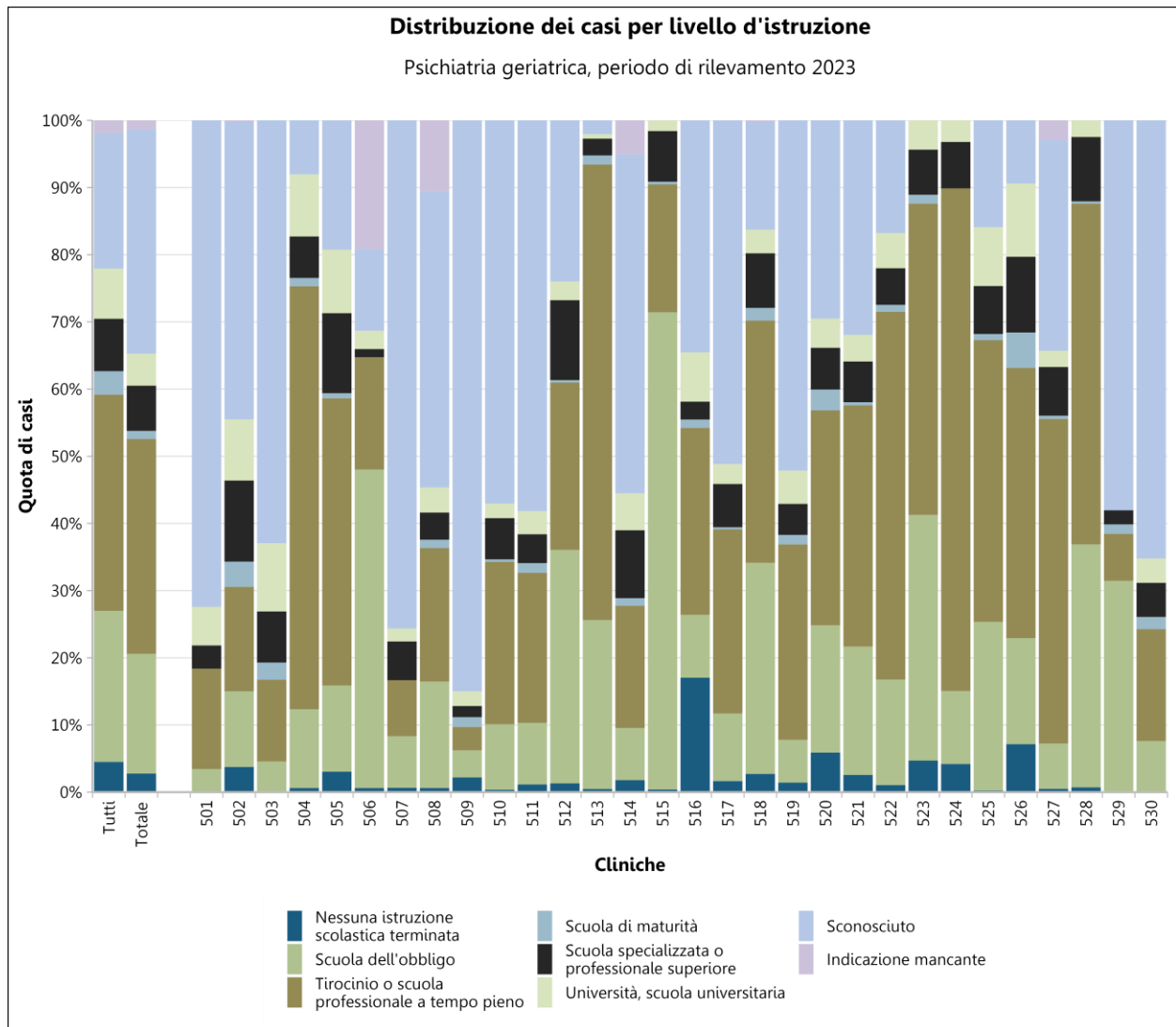


Figura 63: distribuzione dei casi per livello d'istruzione nelle cliniche di psichiatria forense

	Clinica	Nessuna istruzione scolastica terminata	Scuola dell'obbligo	Tirocinio o scuola professionale a tempo pieno	Scuola di maturità	Scuola specializzata o professionale superiore	Università, scuola universitaria	Sconosciuto	Indicazione mancante
Tutte le cliniche		3943	19708	28194	3063	6831	6553	17617	1706
Fornitori di prestazioni di base e della medicina acuta	Totale	3227	14610	18574	2255	3864	3873	12182	1423
	03	145	572	918	65	320	91	1430	98
	06	62	191	320	17	89	25	71	66
	07	4	245	117	11	15	9	372	0
	08	49	820	946	111	116	200	323	0
	12	5	166	576	96	191	201	39	0
	13	72	911	1104	31	110	61	146	1
	17	59	156	559	52	107	111	231	1
	18	4	94	156	9	17	29	0	0
	21	54	203	395	51	153	77	651	0
	22	290	700	923	250	250	417	76	0
	24	167	719	321	83	105	75	0	0
	26	80	197	59	69	36	83	1698	0
	28	45	471	409	18	63	33	0	2
	30	45	263	535	39	64	63	642	0
	32	15	859	184	25	27	40	23	22
	34	27	347	622	51	71	61	151	0
	35	16	565	795	41	48	50	44	0
	36	35	313	309	10	40	33	3	0
	37	88	546	922	30	90	46	218	0
	39	65	598	874	80	89	89	234	0
	40	14	363	588	66	120	79	111	2
	42	0	0	0	0	0	0	0	1006
	43	144	758	613	161	81	110	0	182
	44	2	96	118	89	37	120	0	0
	46	138	390	316	102	119	122	700	18
	48	23	110	67	14	22	31	469	0

Clinica	Nessuna istruzione scolastica terminata	Scuola dell'obbligo	Tirocinio o scuola professionale a tempo pieno	Scuola di maturità	Scuola specializzata o professionale superiore	Università, scuola universitaria	Sconosciuto	Indicazione mancante	
	49	50	260	257	30	53	53	484	14
	51	97	396	567	50	108	106	0	0
	52	896	962	1211	202	315	418	286	0
	54	42	262	316	36	66	51	470	0
	56	138	639	1082	41	334	289	157	1
	58	78	180	621	84	202	290	562	0
	66	31	110	206	20	28	18	125	4
	70	4	78	153	4	23	17	54	0
	71	22	159	271	37	22	25	331	0
	73	42	183	145	50	69	101	399	1
	74	25	124	135	24	43	39	503	0
	82	44	180	296	22	47	56	889	0
	83	4	39	134	20	68	45	200	0
	88	3	6	12	3	10	9	79	0
	99	9	49	120	17	34	38	11	5
	122	94	330	302	44	62	62	0	0
Cliniche specializzate	Totale	228	2431	4630	598	1928	1972	1239	125
	01	11	87	312	37	125	141	31	0
	02	20	177	294	16	73	61	109	0
	05	17	92	171	6	16	9	0	0
	10	5	32	22	3	4	3	0	0
	14	2	29	48	12	10	14	0	0
	15	3	4	54	0	13	6	123	1
	19	0	481	0	0	0	0	0	0
	23	20	104	199	42	55	58	35	0
	25	1	282	0	0	0	0	0	8
	27	12	57	40	0	6	2	24	0
	29	1	8	128	15	124	113	4	0
	33	5	48	122	5	34	32	137	1
	38	6	51	109	24	33	41	6	41
	45	0	71	63	9	46	6	13	15

Clinica	Nessuna istruzione scolastica terminata	Scuola dell'obbligo	Tirocinio o scuola professionale a tempo pieno	Scuola di maturità	Scuola specializzata o professionale superiore	Università, scuola universitaria	Sconosciuto	Indicazione mancante	
	47	16	37	25	35	20	12	2	1
	50	15	90	215	29	47	48	146	0
	57	1	14	191	31	161	240	16	0
	59	11	56	203	16	33	54	19	0
	60	4	20	115	13	69	68	43	0
	61	6	27	247	15	101	64	109	0
	62	0	16	27	14	6	8	0	0
	63	8	75	132	74	108	284	13	0
	65	0	5	16	21	79	83	2	0
	67	0	2	3	0	2	1	0	0
	69	3	67	411	32	181	100	1	0
	72	2	15	26	1	10	3	69	2
	75	14	67	146	21	32	42	12	0
	76	10	65	249	8	69	30	0	0
	77	2	29	26	4	4	3	98	0
	79	9	70	163	29	42	54	20	0
	85	2	10	18	3	2	2	1	0
	86	0	4	96	10	56	51	2	0
	87	5	20	59	6	15	11	106	1
	92	0	10	38	4	6	1	71	1
	93	4	75	104	39	69	86	7	0
	94	1	12	47	9	33	35	1	43
	95	1	53	93	3	39	17	0	0
	96	1	21	107	7	35	29	1	0
	97	5	24	200	5	90	100	0	0
	98	5	24	111	0	80	60	18	11
Cliniche per la cura di dipendenze	Totale	74	579	1405	59	291	173	129	1
	04	13	33	40	0	1	3	0	0
	11	13	101	327	13	98	53	0	0
	16	6	132	175	5	14	13	11	0

	Clinica	Nessuna istruzione scolastica terminata	Scuola dell'obbligo	Tirocinio o scuola professionale a tempo pieno	Scuola di maturità	Scuola specializzata o professionale superiore	Università, scuola universitaria	Sconosciuto	Indicazione mancante
	20	11	66	90	4	8	0	0	0
	31	0	12	53	1	10	1	8	0
	53	9	69	108	5	7	10	25	0
	55	10	79	396	26	120	72	12	0
	78	3	24	63	1	5	2	66	0
	89	3	24	37	0	3	0	2	1
	90	0	16	19	0	1	3	2	0
	121	6	23	97	4	24	16	3	0
Psychiatria forense	Totale	109	126	63	19	7	11	393	7
	101	24	24	13	1	3	2	8	0
	102	31	18	3	10	0	3	224	0
	103	4	9	2	0	0	0	0	0
	104	25	8	3	2	1	1	23	0
	105	16	20	8	4	0	0	0	0
	106	3	3	8	2	1	0	85	7
	107	6	34	15	0	2	5	53	0
	109	0	10	11	0	0	0	0	0
Psychiatria geriatrica	Totale	305	1962	3522	132	741	524	3674	150
	501	0	3	13	0	3	5	63	0
	502	14	42	58	14	45	34	165	1
	503	0	9	24	5	15	20	124	0
	504	1	19	102	2	10	15	13	0
	505	20	84	280	5	78	62	126	0
	506	2	156	55	0	4	9	40	63
	507	1	12	13	0	9	3	118	0
	508	2	51	64	4	13	12	142	34
	509	12	22	19	8	9	12	464	0
	510	1	27	67	1	17	6	158	0
	511	4	32	78	5	15	12	203	0
	512	7	187	134	2	64	15	129	0
	513	2	111	299	6	11	3	9	0

Clinica	Nessuna istruzione scolastica terminata	Scuola dell'obbligo	Tirocinio o scuola professionale a tempo pieno	Scuola di maturità	Scuola specializzata o professionale superiore	Università, scuola universitaria	Sconosciuto	Indicazione mancante
514	16	69	162	10	90	49	449	45
515	1	179	48	1	19	4	0	0
516	109	60	178	8	17	47	221	0
517	10	61	166	2	39	18	310	0
518	10	116	133	7	30	13	59	1
519	4	18	82	4	13	14	147	0
520	19	61	103	10	20	14	95	0
521	11	82	154	2	26	17	137	0
522	5	75	261	5	26	25	80	0
523	14	109	138	4	20	13	0	0
524	17	44	303	0	28	13	0	0
525	1	109	182	4	31	38	69	0
526	19	42	107	14	30	29	25	0
527	1	14	100	1	15	5	65	6
528	2	102	143	1	27	7	0	0
529	0	45	10	2	3	0	83	0
530	0	21	46	5	14	10	180	0

Tabella 17: distribuzione dei casi per livello d'istruzione nelle cliniche (numero di casi)

Clinica	Nessuna istruzione scolastica terminata	Scuola dell'obbligo	Tirocinio o scuola professionale a tempo pieno	Scuola di maturità	Scuola specializzata o professionale superiore	Università, scuola universitaria	Sconosciuto	Indicazione mancante
Tutte le cliniche	4.5%	22.5%	32.2%	3.5%	7.8%	7.5%	20.1%	1.9%
Fornitori di prestazioni di base e della medicina acuta								
Totale	5.4%	24.3%	31.0%	3.8%	6.4%	6.5%	20.3%	2.4%
03	4.0%	15.7%	25.2%	1.8%	8.8%	2.5%	39.3%	2.7%
06	7.4%	22.7%	38.0%	2.0%	10.6%	3.0%	8.4%	7.8%
07	0.5%	31.7%	15.1%	1.4%	1.9%	1.2%	48.1%	0.0%
08	1.9%	32.0%	36.9%	4.3%	4.5%	7.8%	12.6%	0.0%
12	0.4%	13.0%	45.2%	7.5%	15.0%	15.8%	3.1%	0.0%
13	3.0%	37.4%	45.3%	1.3%	4.5%	2.5%	6.0%	0.0%
17	4.6%	12.2%	43.8%	4.1%	8.4%	8.7%	18.1%	0.1%
18	1.3%	30.4%	50.5%	2.9%	5.5%	9.4%	0.0%	0.0%
21	3.4%	12.8%	24.9%	3.2%	9.7%	4.9%	41.1%	0.0%
22	10.0%	24.1%	31.8%	8.6%	8.6%	14.3%	2.6%	0.0%
24	11.4%	48.9%	21.8%	5.6%	7.1%	5.1%	0.0%	0.0%
26	3.6%	8.9%	2.7%	3.1%	1.6%	3.7%	76.4%	0.0%
28	4.3%	45.2%	39.3%	1.7%	6.1%	3.2%	0.0%	0.2%
30	2.7%	15.9%	32.4%	2.4%	3.9%	3.8%	38.9%	0.0%
32	1.3%	71.9%	15.4%	2.1%	2.3%	3.3%	1.9%	1.8%
34	2.0%	26.1%	46.8%	3.8%	5.3%	4.6%	11.4%	0.0%
35	1.0%	36.2%	51.0%	2.6%	3.1%	3.2%	2.8%	0.0%
36	4.7%	42.1%	41.6%	1.3%	5.4%	4.4%	0.4%	0.0%
37	4.5%	28.1%	47.5%	1.5%	4.6%	2.4%	11.2%	0.0%
39	3.2%	29.5%	43.1%	3.9%	4.4%	4.4%	11.5%	0.0%
40	1.0%	27.0%	43.8%	4.9%	8.9%	5.9%	8.3%	0.1%
42	0.0%	0.0%	0.0%	0.0%	0.0%	0.0%	0.0%	100%
43	7.0%	37.0%	29.9%	7.9%	4.0%	5.4%	0.0%	8.9%
44	0.4%	20.8%	25.5%	19.3%	8.0%	26.0%	0.0%	0.0%
46	7.2%	20.5%	16.6%	5.4%	6.2%	6.4%	36.7%	0.9%
48	3.1%	14.9%	9.1%	1.9%	3.0%	4.2%	63.7%	0.0%

Clinica		Nessuna istruzione scolastica terminata	Scuola dell'obbligo	Tirocinio o scuola professionale a tempo pieno	Scuola di maturità	Scuola specializzata o professionale superiore	Università, scuola universitaria	Sconosciuto	Indicazione mancante
	49	4.2%	21.6%	21.4%	2.5%	4.4%	4.4%	40.3%	1.2%
	51	7.3%	29.9%	42.8%	3.8%	8.2%	8.0%	0.0%	0.0%
	52	20.9%	22.4%	28.2%	4.7%	7.3%	9.7%	6.7%	0.0%
	54	3.4%	21.1%	25.4%	2.9%	5.3%	4.1%	37.8%	0.0%
	56	5.1%	23.8%	40.4%	1.5%	12.5%	10.8%	5.9%	0.0%
	58	3.9%	8.9%	30.8%	4.2%	10.0%	14.4%	27.9%	0.0%
	66	5.7%	20.3%	38.0%	3.7%	5.2%	3.3%	23.1%	0.7%
	70	1.2%	23.4%	45.9%	1.2%	6.9%	5.1%	16.2%	0.0%
	71	2.5%	18.3%	31.3%	4.3%	2.5%	2.9%	38.2%	0.0%
	73	4.2%	18.5%	14.6%	5.1%	7.0%	10.2%	40.3%	0.1%
	74	2.8%	13.9%	15.1%	2.7%	4.8%	4.4%	56.3%	0.0%
	82	2.9%	11.7%	19.3%	1.4%	3.1%	3.7%	58.0%	0.0%
	83	0.8%	7.6%	26.3%	3.9%	13.3%	8.8%	39.2%	0.0%
	88	2.5%	4.9%	9.8%	2.5%	8.2%	7.4%	64.8%	0.0%
	99	3.2%	17.3%	42.4%	6.0%	12.0%	13.4%	3.9%	1.8%
	122	10.5%	36.9%	33.8%	4.9%	6.9%	6.9%	0.0%	0.0%
Cliniche specializzate	Totale	1.7%	18.5%	35.2%	4.5%	14.7%	15.0%	9.4%	1.0%
	01	1.5%	11.7%	41.9%	5.0%	16.8%	19.0%	4.2%	0.0%
	02	2.7%	23.6%	39.2%	2.1%	9.7%	8.1%	14.5%	0.0%
	05	5.5%	29.6%	55.0%	1.9%	5.1%	2.9%	0.0%	0.0%
	10	7.2%	46.4%	31.9%	4.3%	5.8%	4.3%	0.0%	0.0%
	14	1.7%	25.2%	41.7%	10.4%	8.7%	12.2%	0.0%	0.0%
	15	1.5%	2.0%	26.5%	0.0%	6.4%	2.9%	60.3%	0.5%
	19	0.0%	100%	0.0%	0.0%	0.0%	0.0%	0.0%	0.0%
	23	3.9%	20.3%	38.8%	8.2%	10.7%	11.3%	6.8%	0.0%
	25	0.3%	96.9%	0.0%	0.0%	0.0%	0.0%	0.0%	2.7%
	27	8.5%	40.4%	28.4%	0.0%	4.3%	1.4%	17.0%	0.0%
	29	0.3%	2.0%	32.6%	3.8%	31.6%	28.8%	1.0%	0.0%
	33	1.3%	12.5%	31.8%	1.3%	8.9%	8.3%	35.7%	0.3%
	38	1.9%	16.4%	35.0%	7.7%	10.6%	13.2%	1.9%	13.2%
	45	0.0%	31.8%	28.3%	4.0%	20.6%	2.7%	5.8%	6.7%

Clinica	Nessuna istruzione scolastica terminata	Scuola dell'obbligo	Tirocinio o scuola professionale a tempo pieno	Scuola di maturità	Scuola specializzata o professionale superiore	Università, scuola universitaria	Sconosciuto	Indicazione mancante	
47	10.8%	25.0%	16.9%	23.6%	13.5%	8.1%	1.4%	0.7%	
50	2.5%	15.3%	36.4%	4.9%	8.0%	8.1%	24.7%	0.0%	
57	0.2%	2.1%	29.2%	4.7%	24.6%	36.7%	2.4%	0.0%	
59	2.8%	14.3%	51.8%	4.1%	8.4%	13.8%	4.8%	0.0%	
60	1.2%	6.0%	34.6%	3.9%	20.8%	20.5%	13.0%	0.0%	
61	1.1%	4.7%	43.4%	2.6%	17.8%	11.2%	19.2%	0.0%	
62	0.0%	22.5%	38.0%	19.7%	8.5%	11.3%	0.0%	0.0%	
63	1.2%	10.8%	19.0%	10.7%	15.6%	40.9%	1.9%	0.0%	
65	0.0%	2.4%	7.8%	10.2%	38.3%	40.3%	1.0%	0.0%	
67	0.0%	25.0%	37.5%	0.0%	25.0%	12.5%	0.0%	0.0%	
69	0.4%	8.4%	51.7%	4.0%	22.8%	12.6%	0.1%	0.0%	
72	1.6%	11.7%	20.3%	0.8%	7.8%	2.3%	53.9%	1.6%	
75	4.2%	20.1%	43.7%	6.3%	9.6%	12.6%	3.6%	0.0%	
76	2.3%	15.1%	57.8%	1.9%	16.0%	7.0%	0.0%	0.0%	
77	1.2%	17.5%	15.7%	2.4%	2.4%	1.8%	59.0%	0.0%	
79	2.3%	18.1%	42.1%	7.5%	10.9%	14.0%	5.2%	0.0%	
85	5.3%	26.3%	47.4%	7.9%	5.3%	5.3%	2.6%	0.0%	
86	0.0%	1.8%	43.8%	4.6%	25.6%	23.3%	0.9%	0.0%	
87	2.2%	9.0%	26.5%	2.7%	6.7%	4.9%	47.5%	0.4%	
92	0.0%	7.6%	29.0%	3.1%	4.6%	0.8%	54.2%	0.8%	
93	1.0%	19.5%	27.1%	10.2%	18.0%	22.4%	1.8%	0.0%	
94	0.6%	6.6%	26.0%	5.0%	18.2%	19.3%	0.6%	23.8%	
95	0.5%	25.7%	45.1%	1.5%	18.9%	8.3%	0.0%	0.0%	
96	0.5%	10.4%	53.2%	3.5%	17.4%	14.4%	0.5%	0.0%	
97	1.2%	5.7%	47.2%	1.2%	21.2%	23.6%	0.0%	0.0%	
98	1.6%	7.8%	35.9%	0.0%	25.9%	19.4%	5.8%	3.6%	
Cliniche per la cura di dipendenze	Totale	2.7%	21.4%	51.8%	2.2%	10.7%	6.4%	4.8%	0.0%
	04	14.4%	36.7%	44.4%	0.0%	1.1%	3.3%	0.0%	0.0%
	11	2.1%	16.7%	54.0%	2.1%	16.2%	8.8%	0.0%	0.0%
	16	1.7%	37.1%	49.2%	1.4%	3.9%	3.7%	3.1%	0.0%

Clinica		Nessuna istruzione scolastica terminata	Scuola dell'obbligo	Tirocinio o scuola professionale a tempo pieno	Scuola di maturità	Scuola specializzata o professionale superiore	Università, scuola universitaria	Sconosciuto	Indicazione mancante
	20	6.1%	36.9%	50.3%	2.2%	4.5%	0.0%	0.0%	0.0%
	31	0.0%	14.1%	62.4%	1.2%	11.8%	1.2%	9.4%	0.0%
	53	3.9%	29.6%	46.4%	2.1%	3.0%	4.3%	10.7%	0.0%
	55	1.4%	11.0%	55.4%	3.6%	16.8%	10.1%	1.7%	0.0%
	78	1.8%	14.6%	38.4%	0.6%	3.0%	1.2%	40.2%	0.0%
	89	4.3%	34.3%	52.9%	0.0%	4.3%	0.0%	2.9%	1.4%
	90	0.0%	39.0%	46.3%	0.0%	2.4%	7.3%	4.9%	0.0%
	121	3.5%	13.3%	56.1%	2.3%	13.9%	9.2%	1.7%	0.0%
Psichiatria forense	Totale	14.8%	17.1%	8.6%	2.6%	1.0%	1.5%	53.5%	1.0%
	101	32.0%	32.0%	17.3%	1.3%	4.0%	2.7%	10.7%	0.0%
	102	10.7%	6.2%	1.0%	3.5%	0.0%	1.0%	77.5%	0.0%
	103	26.7%	60.0%	13.3%	0.0%	0.0%	0.0%	0.0%	0.0%
	104	39.7%	12.7%	4.8%	3.2%	1.6%	1.6%	36.5%	0.0%
	105	33.3%	41.7%	16.7%	8.3%	0.0%	0.0%	0.0%	0.0%
	106	2.8%	2.8%	7.3%	1.8%	0.9%	0.0%	78.0%	6.4%
	107	5.2%	29.6%	13.0%	0.0%	1.7%	4.3%	46.1%	0.0%
	109	0.0%	47.6%	52.4%	0.0%	0.0%	0.0%	0.0%	0.0%
Psichiatria geriatrica	Totale	2.8%	17.8%	32.0%	1.2%	6.7%	4.8%	33.4%	1.4%
	501	0.0%	3.4%	14.9%	0.0%	3.4%	5.7%	72.4%	0.0%
	502	3.8%	11.3%	15.5%	3.8%	12.1%	9.1%	44.2%	0.3%
	503	0.0%	4.6%	12.2%	2.5%	7.6%	10.2%	62.9%	0.0%
	504	0.6%	11.7%	63.0%	1.2%	6.2%	9.3%	8.0%	0.0%
	505	3.1%	12.8%	42.7%	0.8%	11.9%	9.5%	19.2%	0.0%
	506	0.6%	47.4%	16.7%	0.0%	1.2%	2.7%	12.2%	19.1%
	507	0.6%	7.7%	8.3%	0.0%	5.8%	1.9%	75.6%	0.0%
	508	0.6%	15.8%	19.9%	1.2%	4.0%	3.7%	44.1%	10.6%
	509	2.2%	4.0%	3.5%	1.5%	1.6%	2.2%	85.0%	0.0%
	510	0.4%	9.7%	24.2%	0.4%	6.1%	2.2%	57.0%	0.0%
	511	1.1%	9.2%	22.3%	1.4%	4.3%	3.4%	58.2%	0.0%
	512	1.3%	34.8%	24.9%	0.4%	11.9%	2.8%	24.0%	0.0%
	513	0.5%	25.2%	67.8%	1.4%	2.5%	0.7%	2.0%	0.0%

Clinica	Nessuna istruzione scolastica terminata	Scuola dell'obbligo	Tirocinio o scuola professionale a tempo pieno	Scuola di maturità	Scuola specializzata o professionale superiore	Università, scuola universitaria	Sconosciuto	Indicazione mancante
514	1.8%	7.8%	18.2%	1.1%	10.1%	5.5%	50.4%	5.1%
515	0.4%	71.0%	19.0%	0.4%	7.5%	1.6%	0.0%	0.0%
516	17.0%	9.4%	27.8%	1.2%	2.7%	7.3%	34.5%	0.0%
517	1.7%	10.1%	27.4%	0.3%	6.4%	3.0%	51.2%	0.0%
518	2.7%	31.4%	36.0%	1.9%	8.1%	3.5%	16.0%	0.3%
519	1.4%	6.4%	29.1%	1.4%	4.6%	5.0%	52.1%	0.0%
520	5.9%	18.9%	32.0%	3.1%	6.2%	4.3%	29.5%	0.0%
521	2.6%	19.1%	35.9%	0.5%	6.1%	4.0%	31.9%	0.0%
522	1.0%	15.7%	54.7%	1.0%	5.5%	5.2%	16.8%	0.0%
523	4.7%	36.6%	46.3%	1.3%	6.7%	4.4%	0.0%	0.0%
524	4.2%	10.9%	74.8%	0.0%	6.9%	3.2%	0.0%	0.0%
525	0.2%	25.1%	41.9%	0.9%	7.1%	8.8%	15.9%	0.0%
526	7.1%	15.8%	40.2%	5.3%	11.3%	10.9%	9.4%	0.0%
527	0.5%	6.8%	48.3%	0.5%	7.2%	2.4%	31.4%	2.9%
528	0.7%	36.2%	50.7%	0.4%	9.6%	2.5%	0.0%	0.0%
529	0.0%	31.5%	7.0%	1.4%	2.1%	0.0%	58.0%	0.0%
530	0.0%	7.6%	16.7%	1.8%	5.1%	3.6%	65.2%	0.0%

Tabella 18: distribuzione dei casi per livello d'istruzione nelle cliniche (in percentuale)

1.14 Stato civile

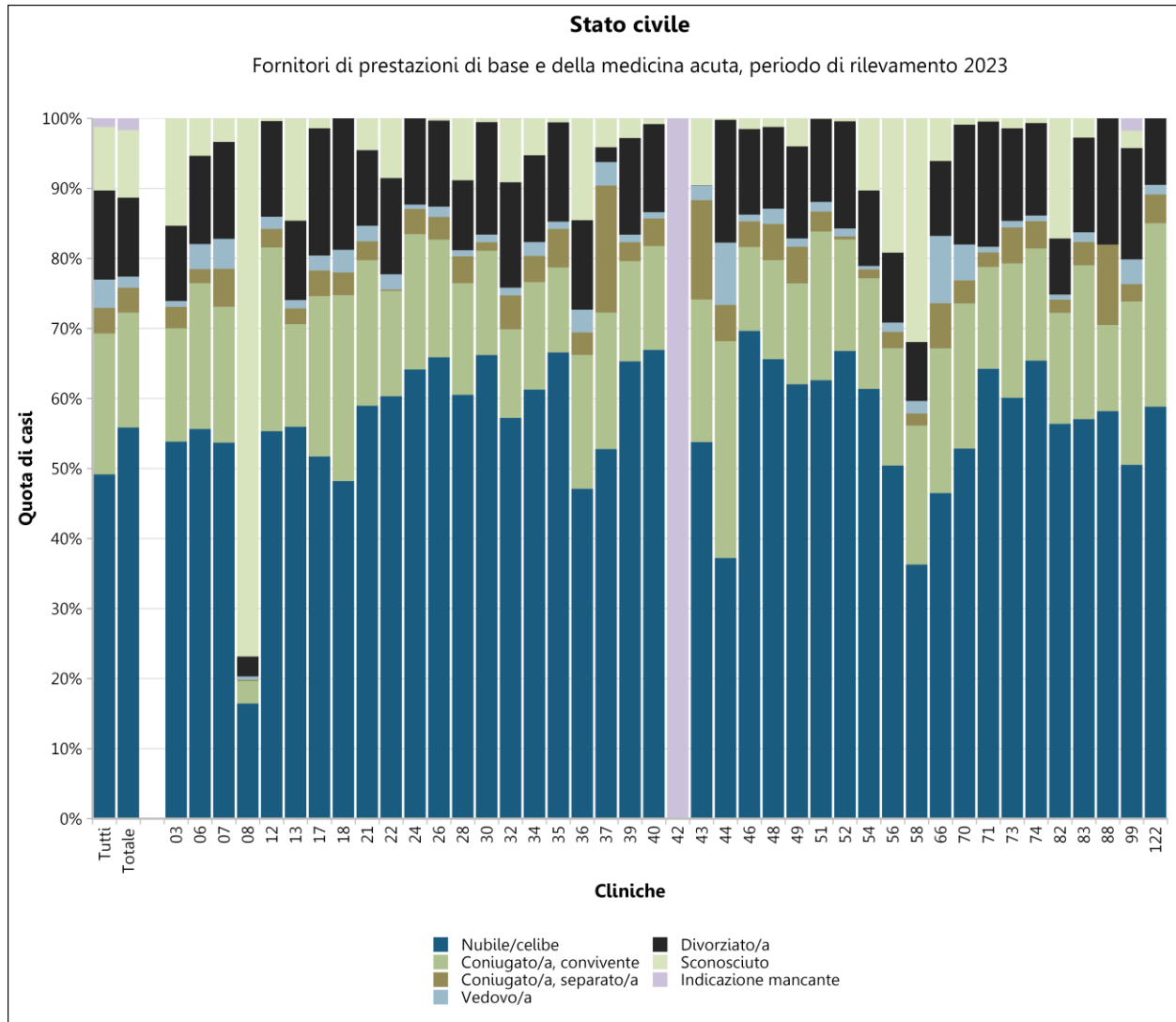


Figura 64: stato civile nei fornitori di prestazioni di base e della medicina acuta

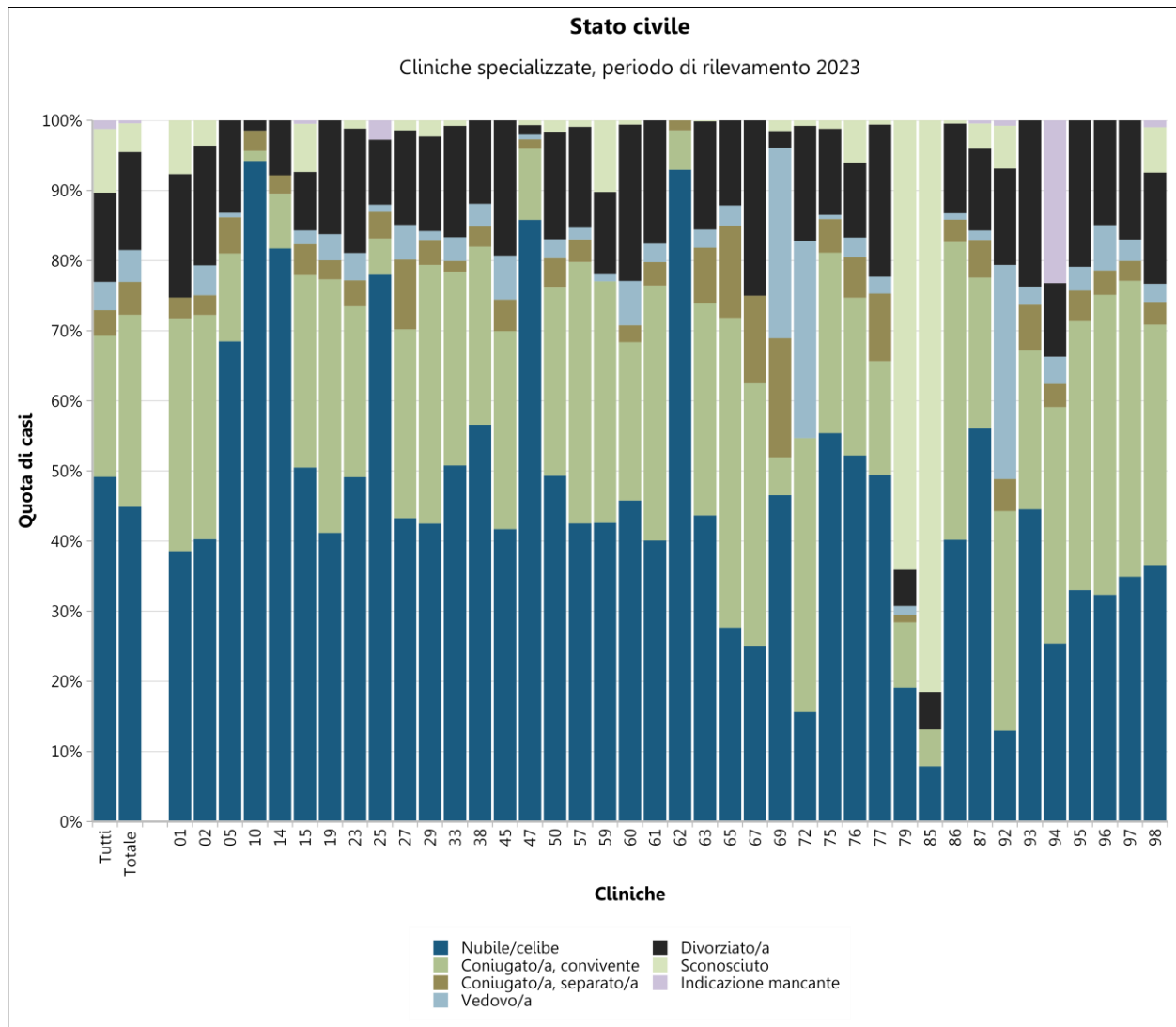


Figura 65: stato civile nelle cliniche specializzate

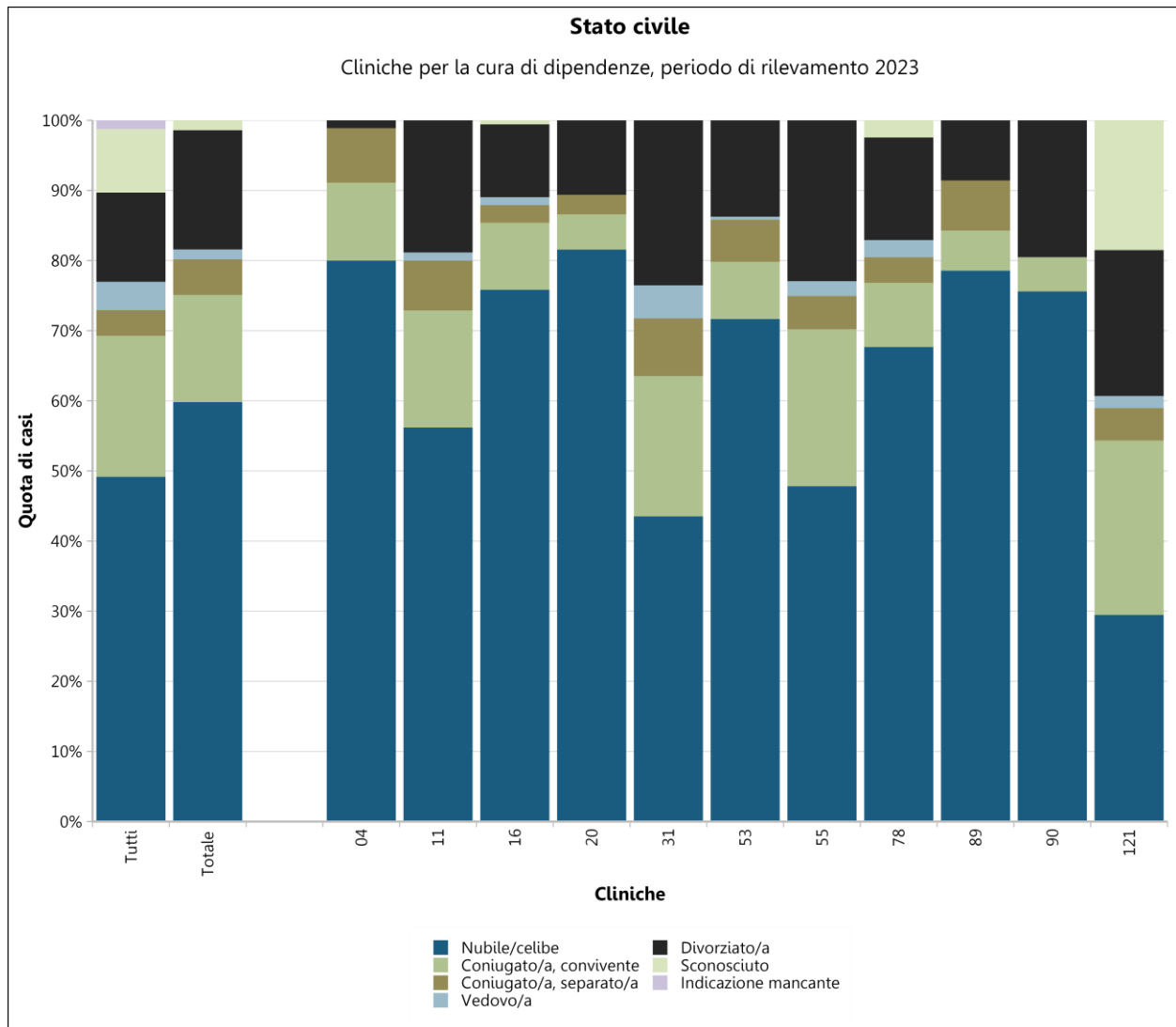


Figura 66: stato civile nelle cliniche per la cura di dipendenze

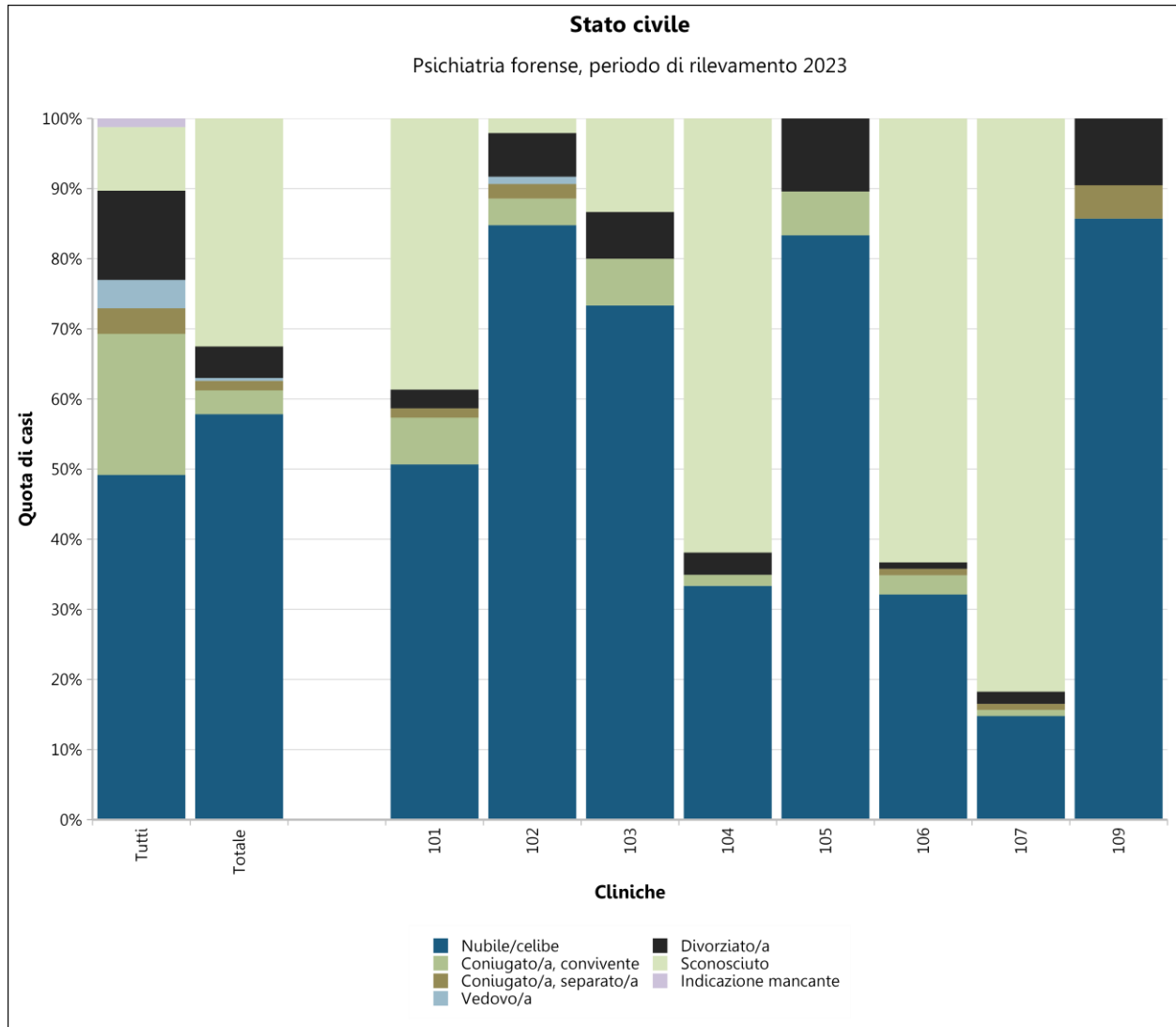


Figura 67: stato civile nelle cliniche di psichiatria forense

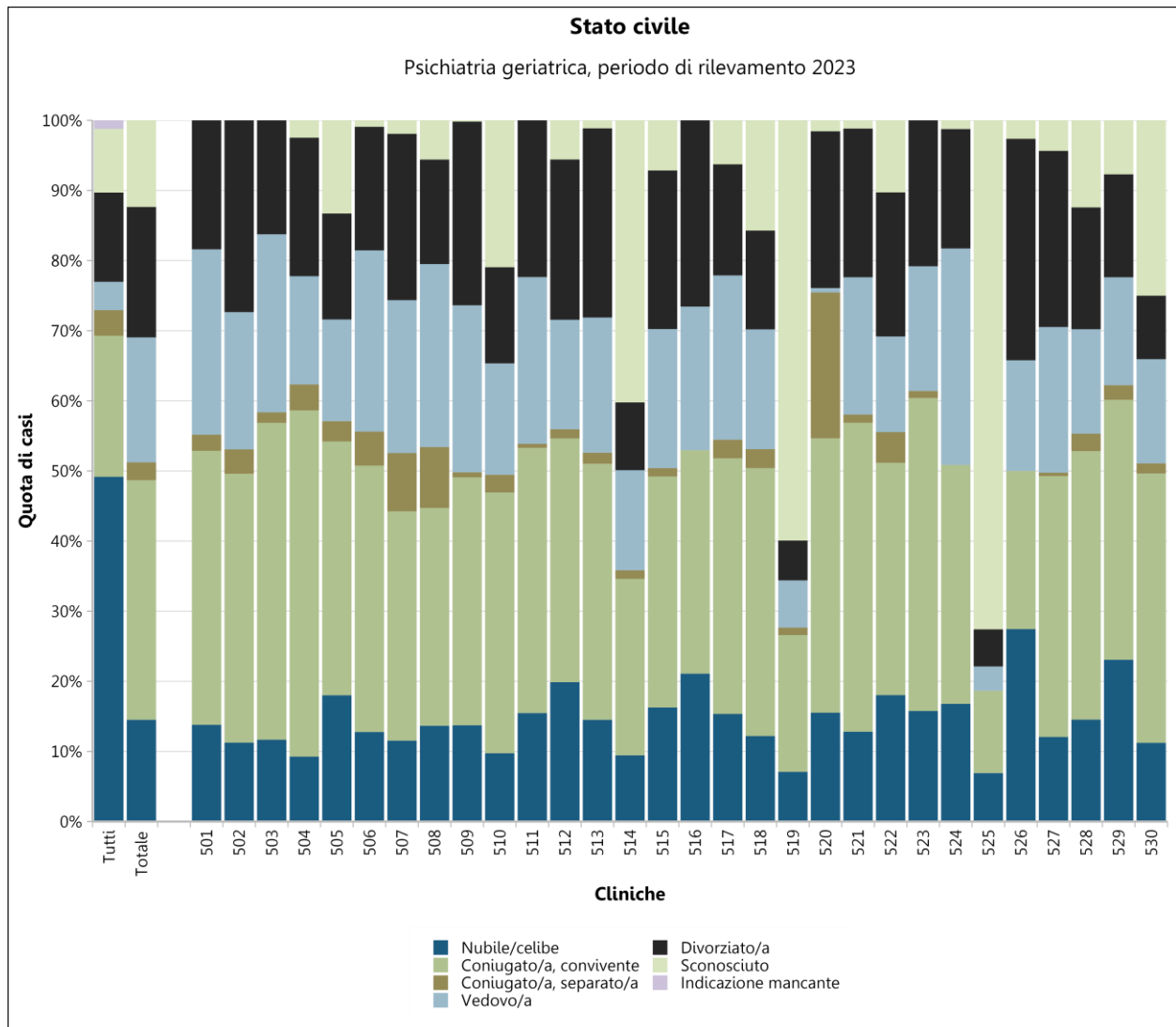


Figura 68: stato civile nelle cliniche di psichiatria

Clinica	Nubile/celibe	Coniugato/a, convivente	Coniugato/a, separato/a	Vedovo/a	Divorziato/a	Sconosciuto	Indicazione mancante	
Tutte le cliniche		43072	17635	3191	3544	11148	7955	1070
Fornitori di prestazioni di base e della medicina acuta	Totale	33523	9833	2145	944	6769	5780	1014
	03	1959	589	112	30	391	558	0
	06	468	175	17	30	106	45	0
	07	415	150	42	33	107	26	0
	08	422	82	5	12	73	1971	0
	12	705	334	34	22	174	5	0
	13	1363	357	55	29	276	355	1
	17	660	292	47	27	232	18	0
	18	149	82	10	10	58	0	0
	21	934	329	43	35	171	72	0
	22	1753	437	6	63	399	248	0
	24	943	284	53	9	181	0	0
	26	1464	373	72	33	273	7	0
	28	630	166	40	9	104	92	0
	30	1093	246	20	18	265	9	0
	32	684	151	58	13	180	108	1
	34	815	204	50	26	165	70	0
	35	1038	189	86	16	221	9	0
	36	350	142	24	24	95	108	0
	37	1024	378	352	65	41	80	0
	39	1325	290	55	22	280	57	0
	40	899	199	53	12	169	10	1
	42	0	0	0	0	0	0	1006
	43	1102	417	291	42	1	196	0
	44	172	143	24	41	81	1	0
	46	1327	228	70	18	233	29	0
	48	483	104	38	16	86	9	0
	49	745	173	63	14	158	48	0
	51	829	281	38	18	157	1	0
	52	2865	683	19	48	657	18	0
	54	763	196	16	6	134	128	0
	56	1352	449	63	35	268	514	0

Clinica	Nubile/celibe	Coniugato/a, convivente	Coniugato/a, separato/a	Vedovo/a	Divorziato/a	Sconosciuto	Indicazione mancante	
	58	732	400	35	36	170	644	0
	66	252	112	35	52	58	33	0
	70	176	69	11	17	57	3	0
	71	557	126	18	7	155	4	0
	73	595	190	51	9	131	14	0
	74	584	143	35	7	118	6	0
	82	865	243	29	11	123	263	0
	83	291	112	17	7	69	14	0
	88	71	15	14	0	22	0	0
	99	143	66	7	10	45	7	5
	122	526	234	37	12	85	0	0
Cliniche specializzate	Totale	5904	3601	617	598	1837	538	56
	01	287	247	22	0	131	57	0
	02	302	240	21	32	128	27	0
	05	213	39	16	2	41	0	0
	10	65	1	2	0	1	0	0
	14	94	9	3	0	9	0	0
	15	103	56	9	4	17	14	1
	19	198	174	13	18	78	0	0
	23	252	125	19	20	91	6	0
	25	227	15	11	3	27	0	8
	27	61	38	14	7	19	2	0
	29	167	145	14	5	53	9	0
	33	195	106	6	13	61	3	0
	38	176	79	9	10	37	0	0
	45	93	63	10	14	43	0	0
	47	127	15	2	1	2	1	0
	50	291	159	24	16	90	10	0
	57	278	244	21	11	94	6	0
	59	167	135	0	4	46	40	0
	60	152	75	8	21	74	2	0
	61	228	207	19	15	100	0	0
	62	66	4	1	0	0	0	0
	63	303	210	55	18	107	1	0
	65	57	91	27	6	25	0	0

Clinica	Nubile/celibe	Coniugato/a, convivente	Coniugato/a, separato/a	Vedovo/a	Divorziato/a	Sconosciuto	Indicazione mancante	
	67	2	3	1	0	2	0	0
	69	370	43	135	216	19	12	0
	72	20	50	0	36	21	1	0
	75	185	86	16	2	41	4	0
	76	225	97	25	12	46	26	0
	77	82	27	16	4	36	1	0
	79	74	36	4	5	20	248	0
	85	3	2	0	0	2	31	0
	86	88	93	7	2	28	1	0
	87	125	48	12	3	26	8	1
	92	17	41	6	40	18	8	1
	93	171	87	25	10	91	0	0
	94	46	61	6	7	19	0	42
	95	68	79	9	7	43	0	0
	96	65	86	7	13	30	0	0
	97	148	179	12	13	72	0	0
	98	113	106	10	8	49	20	3
Cliniche per la cura di dipendenze	Totale	1622	414	138	38	461	38	0
	04	72	10	7	0	1	0	0
	11	340	101	43	7	114	0	0
	16	270	34	9	4	37	2	0
	20	146	9	5	0	19	0	0
	31	37	17	7	4	20	0	0
	53	167	19	14	1	32	0	0
	55	342	160	34	15	164	0	0
	78	111	15	6	4	24	4	0
	89	55	4	5	0	6	0	0
	90	31	2	0	0	8	0	0
	121	51	43	8	3	36	32	0
Psichiatria forense	Totale	425	25	10	3	33	239	0
	101	38	5	1	0	2	29	0
	102	245	11	6	3	18	6	0
	103	11	1	0	0	1	2	0
	104	21	1	0	0	2	39	0

Clinica	Nubile/celibe	Coniugato/a, convivente	Coniugato/a, separato/a	Vedovo/a	Divorziato/a	Sconosciuto	Indicazione mancante	
	105	40	3	0	0	5	0	0
	106	35	3	1	0	1	69	0
	107	17	1	1	0	2	94	0
	109	18	0	1	0	2	0	0
Psichiatria geriatrica	Totale	1598	3762	281	1961	2048	1360	0
	501	12	34	2	23	16	0	0
	502	42	143	13	73	102	0	0
	503	23	89	3	50	32	0	0
	504	15	80	6	25	32	4	0
	505	118	237	19	95	99	87	0
	506	42	125	16	85	58	3	0
	507	18	51	13	34	37	3	0
	508	44	100	28	84	48	18	0
	509	75	193	4	130	143	1	0
	510	27	103	7	44	38	58	0
	511	54	132	2	83	78	0	0
	512	107	187	7	84	123	30	0
	513	64	161	7	85	119	5	0
	514	84	224	11	127	86	358	0
	515	41	83	3	50	57	18	0
	516	135	204	0	131	170	0	0
	517	93	221	16	142	96	38	0
	518	45	141	10	63	52	58	0
	519	20	55	3	19	16	169	0
	520	50	126	67	2	72	5	0
	521	55	189	5	84	91	5	0
	522	86	158	21	65	98	49	0
	523	47	133	3	53	62	0	0
	524	68	138	0	125	69	5	0
	525	30	51	0	15	23	315	0
	526	73	60	0	42	84	7	0
	527	25	77	1	43	52	9	0
	528	41	108	7	42	49	35	0
	529	33	53	3	22	21	11	0
	530	31	106	4	41	25	69	0



Tabella 19: stato civile nelle cliniche (numero di casi)

Clinica	Nubile/celibe	Coniugato/a, convivente	Coniugato/a, separato/a	Vedovo/a	Divorziato/a	Sconosciuto	Indicazione mancante	
Tutte le cliniche		49.2%	20.1%	3.6%	4.0%	12.7%	9.1%	1.2%
Fornitori di prestazioni di base e della medicina acuta	Totale	55.9%	16.4%	3.6%	1.6%	11.3%	9.6%	1.7%
	03	53.8%	16.2%	3.1%	0.8%	10.7%	15.3%	0.0%
	06	55.6%	20.8%	2.0%	3.6%	12.6%	5.4%	0.0%
	07	53.7%	19.4%	5.4%	4.3%	13.8%	3.4%	0.0%
	08	16.5%	3.2%	0.2%	0.5%	2.8%	76.8%	0.0%
	12	55.3%	26.2%	2.7%	1.7%	13.7%	0.4%	0.0%
	13	56.0%	14.7%	2.3%	1.2%	11.3%	14.6%	0.0%
	17	51.7%	22.9%	3.7%	2.1%	18.2%	1.4%	0.0%
	18	48.2%	26.5%	3.2%	3.2%	18.8%	0.0%	0.0%
	21	59.0%	20.8%	2.7%	2.2%	10.8%	4.5%	0.0%
	22	60.3%	15.0%	0.2%	2.2%	13.7%	8.5%	0.0%
	24	64.1%	19.3%	3.6%	0.6%	12.3%	0.0%	0.0%
	26	65.9%	16.8%	3.2%	1.5%	12.3%	0.3%	0.0%
	28	60.5%	15.9%	3.8%	0.9%	10.0%	8.8%	0.0%
	30	66.2%	14.9%	1.2%	1.1%	16.1%	0.5%	0.0%
	32	57.2%	12.6%	4.9%	1.1%	15.1%	9.0%	0.1%
	34	61.3%	15.3%	3.8%	2.0%	12.4%	5.3%	0.0%
	35	66.6%	12.1%	5.5%	1.0%	14.2%	0.6%	0.0%
	36	47.1%	19.1%	3.2%	3.2%	12.8%	14.5%	0.0%
	37	52.8%	19.5%	18.1%	3.4%	2.1%	4.1%	0.0%
	39	65.3%	14.3%	2.7%	1.1%	13.8%	2.8%	0.0%
	40	66.9%	14.8%	3.9%	0.9%	12.6%	0.7%	0.1%
	42	0.0%	0.0%	0.0%	0.0%	0.0%	0.0%	100%
	43	53.8%	20.4%	14.2%	2.0%	0.0%	9.6%	0.0%
	44	37.2%	31.0%	5.2%	8.9%	17.5%	0.2%	0.0%
	46	69.7%	12.0%	3.7%	0.9%	12.2%	1.5%	0.0%
	48	65.6%	14.1%	5.2%	2.2%	11.7%	1.2%	0.0%
	49	62.0%	14.4%	5.2%	1.2%	13.2%	4.0%	0.0%
	51	62.6%	21.2%	2.9%	1.4%	11.9%	0.1%	0.0%
	52	66.8%	15.9%	0.4%	1.1%	15.3%	0.4%	0.0%
	54	61.4%	15.8%	1.3%	0.5%	10.8%	10.3%	0.0%
	56	50.4%	16.7%	2.3%	1.3%	10.0%	19.2%	0.0%

Clinica	Nubile/celibe	Coniugato/a, convivente	Coniugato/a, separato/a	Vedovo/a	Divorziato/a	Sconosciuto	Indicazione mancante	
	58	36.3%	19.8%	1.7%	1.8%	8.4%	31.9%	0.0%
	66	46.5%	20.7%	6.5%	9.6%	10.7%	6.1%	0.0%
	70	52.9%	20.7%	3.3%	5.1%	17.1%	0.9%	0.0%
	71	64.2%	14.5%	2.1%	0.8%	17.9%	0.5%	0.0%
	73	60.1%	19.2%	5.2%	0.9%	13.2%	1.4%	0.0%
	74	65.4%	16.0%	3.9%	0.8%	13.2%	0.7%	0.0%
	82	56.4%	15.8%	1.9%	0.7%	8.0%	17.1%	0.0%
	83	57.1%	22.0%	3.3%	1.4%	13.5%	2.7%	0.0%
	88	58.2%	12.3%	11.5%	0.0%	18.0%	0.0%	0.0%
	99	50.5%	23.3%	2.5%	3.5%	15.9%	2.5%	1.8%
	122	58.8%	26.2%	4.1%	1.3%	9.5%	0.0%	0.0%
Cliniche specializzate	Totale	44.9%	27.4%	4.7%	4.5%	14.0%	4.1%	0.4%
	01	38.6%	33.2%	3.0%	0.0%	17.6%	7.7%	0.0%
	02	40.3%	32.0%	2.8%	4.3%	17.1%	3.6%	0.0%
	05	68.5%	12.5%	5.1%	0.6%	13.2%	0.0%	0.0%
	10	94.2%	1.4%	2.9%	0.0%	1.4%	0.0%	0.0%
	14	81.7%	7.8%	2.6%	0.0%	7.8%	0.0%	0.0%
	15	50.5%	27.5%	4.4%	2.0%	8.3%	6.9%	0.5%
	19	41.2%	36.2%	2.7%	3.7%	16.2%	0.0%	0.0%
	23	49.1%	24.4%	3.7%	3.9%	17.7%	1.2%	0.0%
	25	78.0%	5.2%	3.8%	1.0%	9.3%	0.0%	2.7%
	27	43.3%	27.0%	9.9%	5.0%	13.5%	1.4%	0.0%
	29	42.5%	36.9%	3.6%	1.3%	13.5%	2.3%	0.0%
	33	50.8%	27.6%	1.6%	3.4%	15.9%	0.8%	0.0%
	38	56.6%	25.4%	2.9%	3.2%	11.9%	0.0%	0.0%
	45	41.7%	28.3%	4.5%	6.3%	19.3%	0.0%	0.0%
	47	85.8%	10.1%	1.4%	0.7%	1.4%	0.7%	0.0%
	50	49.3%	26.9%	4.1%	2.7%	15.3%	1.7%	0.0%
	57	42.5%	37.3%	3.2%	1.7%	14.4%	0.9%	0.0%
	59	42.6%	34.4%	0.0%	1.0%	11.7%	10.2%	0.0%
	60	45.8%	22.6%	2.4%	6.3%	22.3%	0.6%	0.0%
	61	40.1%	36.4%	3.3%	2.6%	17.6%	0.0%	0.0%
	62	93.0%	5.6%	1.4%	0.0%	0.0%	0.0%	0.0%
	63	43.7%	30.3%	7.9%	2.6%	15.4%	0.1%	0.0%
	65	27.7%	44.2%	13.1%	2.9%	12.1%	0.0%	0.0%

Clinica	Nubile/celibe	Coniugato/a, convivente	Coniugato/a, separato/a	Vedovo/a	Divorziato/a	Sconosciuto	Indicazione mancante	
	67	25.0%	37.5%	12.5%	0.0%	25.0%	0.0%	0.0%
	69	46.5%	5.4%	17.0%	27.2%	2.4%	1.5%	0.0%
	72	15.6%	39.1%	0.0%	28.1%	16.4%	0.8%	0.0%
	75	55.4%	25.7%	4.8%	0.6%	12.3%	1.2%	0.0%
	76	52.2%	22.5%	5.8%	2.8%	10.7%	6.0%	0.0%
	77	49.4%	16.3%	9.6%	2.4%	21.7%	0.6%	0.0%
	79	19.1%	9.3%	1.0%	1.3%	5.2%	64.1%	0.0%
	85	7.9%	5.3%	0.0%	0.0%	5.3%	81.6%	0.0%
	86	40.2%	42.5%	3.2%	0.9%	12.8%	0.5%	0.0%
	87	56.1%	21.5%	5.4%	1.3%	11.7%	3.6%	0.4%
	92	13.0%	31.3%	4.6%	30.5%	13.7%	6.1%	0.8%
	93	44.5%	22.7%	6.5%	2.6%	23.7%	0.0%	0.0%
	94	25.4%	33.7%	3.3%	3.9%	10.5%	0.0%	23.2%
	95	33.0%	38.3%	4.4%	3.4%	20.9%	0.0%	0.0%
	96	32.3%	42.8%	3.5%	6.5%	14.9%	0.0%	0.0%
	97	34.9%	42.2%	2.8%	3.1%	17.0%	0.0%	0.0%
	98	36.6%	34.3%	3.2%	2.6%	15.9%	6.5%	1.0%
Cliniche per la cura di dipendenze	Totale	59.8%	15.3%	5.1%	1.4%	17.0%	1.4%	0.0%
	04	80.0%	11.1%	7.8%	0.0%	1.1%	0.0%	0.0%
	11	56.2%	16.7%	7.1%	1.2%	18.8%	0.0%	0.0%
	16	75.8%	9.6%	2.5%	1.1%	10.4%	0.6%	0.0%
	20	81.6%	5.0%	2.8%	0.0%	10.6%	0.0%	0.0%
	31	43.5%	20.0%	8.2%	4.7%	23.5%	0.0%	0.0%
	53	71.7%	8.2%	6.0%	0.4%	13.7%	0.0%	0.0%
	55	47.8%	22.4%	4.8%	2.1%	22.9%	0.0%	0.0%
	78	67.7%	9.1%	3.7%	2.4%	14.6%	2.4%	0.0%
	89	78.6%	5.7%	7.1%	0.0%	8.6%	0.0%	0.0%
	90	75.6%	4.9%	0.0%	0.0%	19.5%	0.0%	0.0%
	121	29.5%	24.9%	4.6%	1.7%	20.8%	18.5%	0.0%
Psichiatria forense	Totale	57.8%	3.4%	1.4%	0.4%	4.5%	32.5%	0.0%
	101	50.7%	6.7%	1.3%	0.0%	2.7%	38.7%	0.0%
	102	84.8%	3.8%	2.1%	1.0%	6.2%	2.1%	0.0%
	103	73.3%	6.7%	0.0%	0.0%	6.7%	13.3%	0.0%
	104	33.3%	1.6%	0.0%	0.0%	3.2%	61.9%	0.0%

Clinica	Nubile/celibe	Coniugato/a, convivente	Coniugato/a, separato/a	Vedovo/a	Divorziato/a	Sconosciuto	Indicazione mancante
	105	83.3%	6.2%	0.0%	0.0%	10.4%	0.0%
	106	32.1%	2.8%	0.9%	0.0%	0.9%	63.3%
	107	14.8%	0.9%	0.9%	0.0%	1.7%	81.7%
	109	85.7%	0.0%	4.8%	0.0%	9.5%	0.0%
Psichiatria geriatrica	Totale	14.5%	34.2%	2.6%	17.8%	18.6%	12.4%
	501	13.8%	39.1%	2.3%	26.4%	18.4%	0.0%
	502	11.3%	38.3%	3.5%	19.6%	27.3%	0.0%
	503	11.7%	45.2%	1.5%	25.4%	16.2%	0.0%
	504	9.3%	49.4%	3.7%	15.4%	19.8%	2.5%
	505	18.0%	36.2%	2.9%	14.5%	15.1%	13.3%
	506	12.8%	38.0%	4.9%	25.8%	17.6%	0.9%
	507	11.5%	32.7%	8.3%	21.8%	23.7%	1.9%
	508	13.7%	31.1%	8.7%	26.1%	14.9%	5.6%
	509	13.7%	35.3%	0.7%	23.8%	26.2%	0.2%
	510	9.7%	37.2%	2.5%	15.9%	13.7%	20.9%
	511	15.5%	37.8%	0.6%	23.8%	22.3%	0.0%
	512	19.9%	34.8%	1.3%	15.6%	22.9%	5.6%
	513	14.5%	36.5%	1.6%	19.3%	27.0%	1.1%
	514	9.4%	25.2%	1.2%	14.3%	9.7%	40.2%
	515	16.3%	32.9%	1.2%	19.8%	22.6%	7.1%
	516	21.1%	31.9%	0.0%	20.5%	26.6%	0.0%
	517	15.3%	36.5%	2.6%	23.4%	15.8%	6.3%
	518	12.2%	38.2%	2.7%	17.1%	14.1%	15.7%
	519	7.1%	19.5%	1.1%	6.7%	5.7%	59.9%
	520	15.5%	39.1%	20.8%	0.6%	22.4%	1.6%
	521	12.8%	44.1%	1.2%	19.6%	21.2%	1.2%
	522	18.0%	33.1%	4.4%	13.6%	20.5%	10.3%
	523	15.8%	44.6%	1.0%	17.8%	20.8%	0.0%
	524	16.8%	34.1%	0.0%	30.9%	17.0%	1.2%
	525	6.9%	11.8%	0.0%	3.5%	5.3%	72.6%
	526	27.4%	22.6%	0.0%	15.8%	31.6%	2.6%
	527	12.1%	37.2%	0.5%	20.8%	25.1%	4.3%
	528	14.5%	38.3%	2.5%	14.9%	17.4%	12.4%
	529	23.1%	37.1%	2.1%	15.4%	14.7%	7.7%
	530	11.2%	38.4%	1.4%	14.9%	9.1%	25.0%



Tabella 20: stato civile nelle cliniche (in percentuale)

1.15 Occupazione prima dell'ammissione

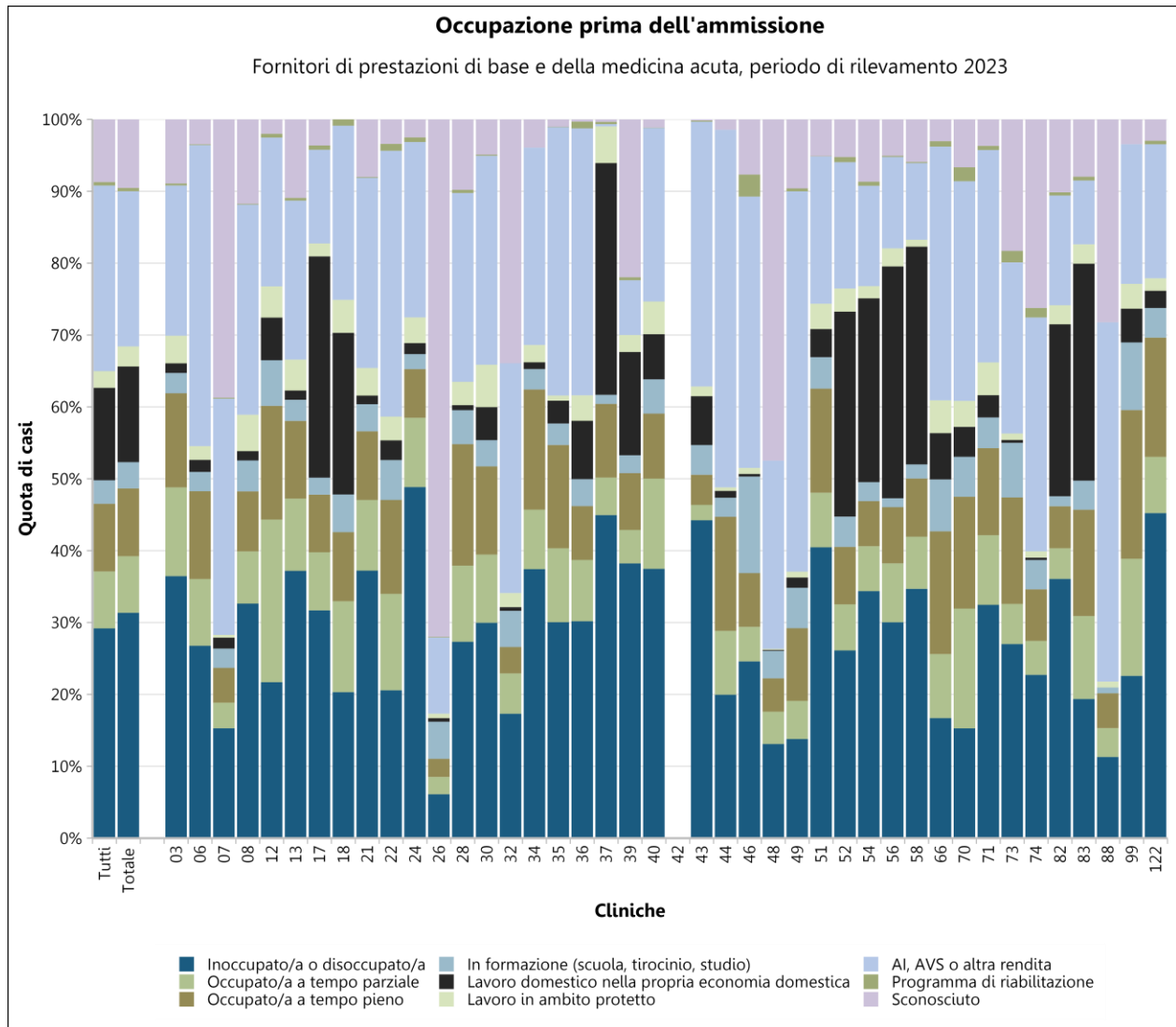


Figura 69: occupazione prima dell'ammissione nei fornitori di prestazioni di base e della medicina acuta

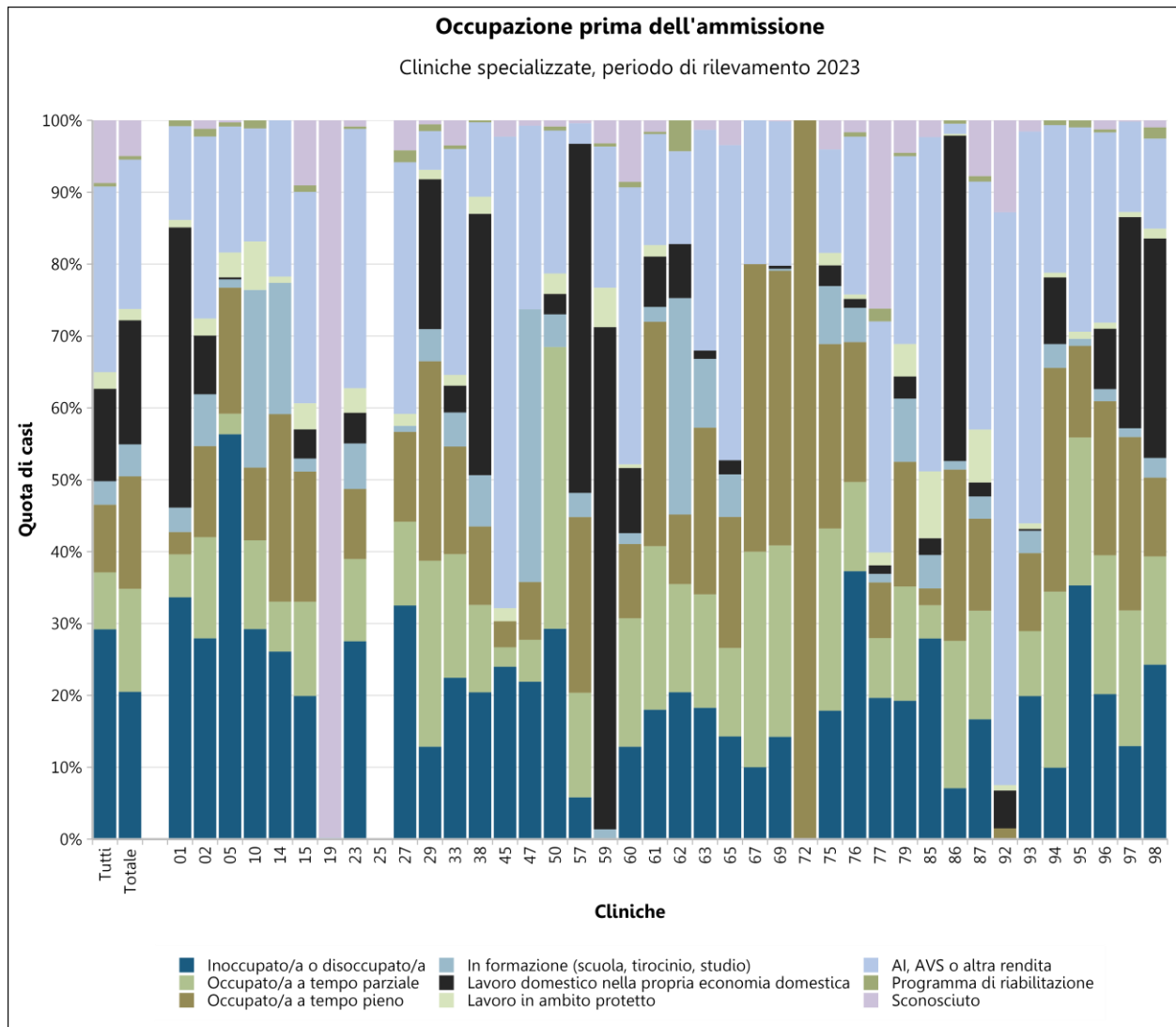


Figura 70: occupazione prima dell'ammissione nelle cliniche specializzate

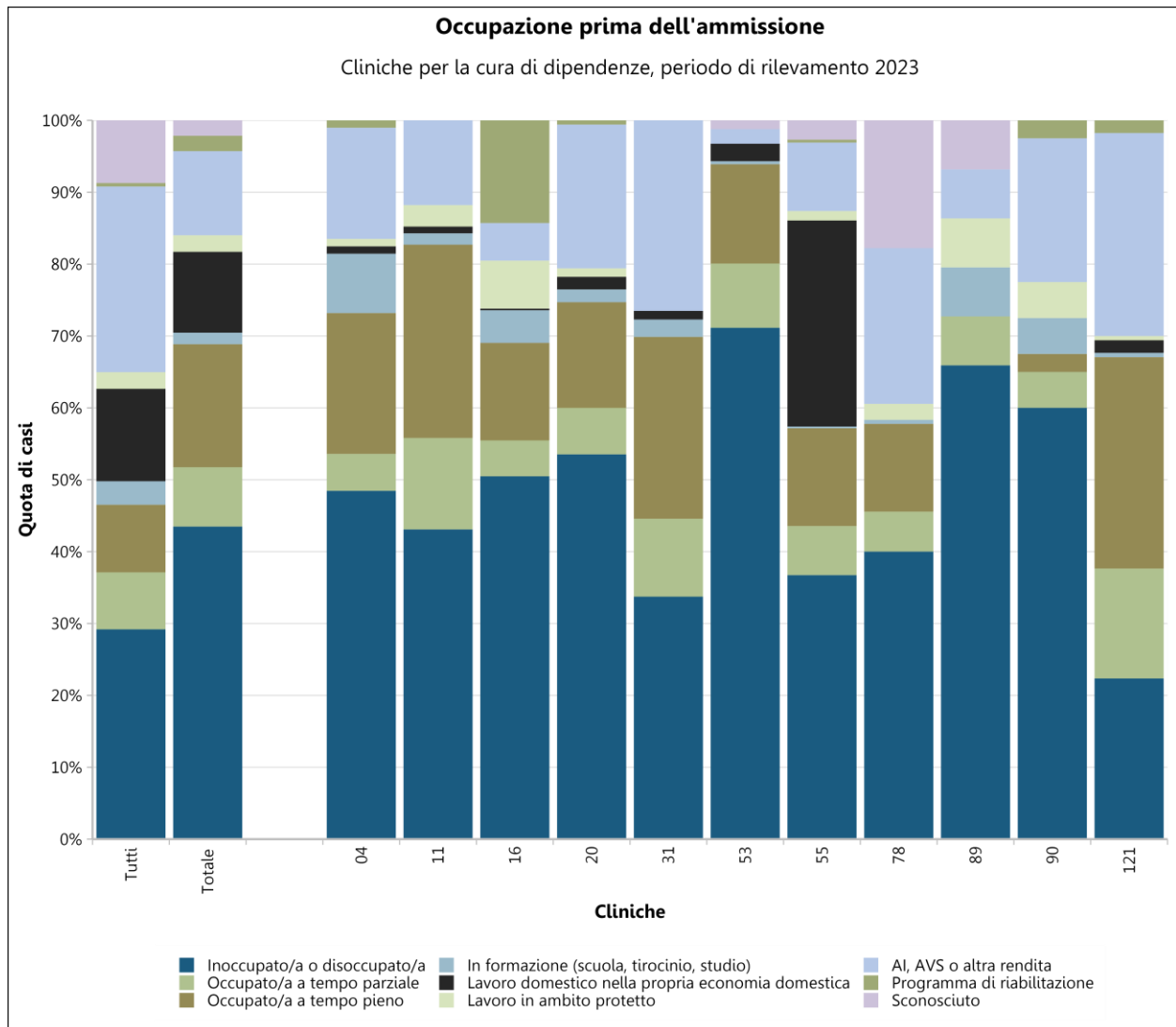


Figura 71: occupazione prima dell'ammissione nelle cliniche per la cura di dipendenze

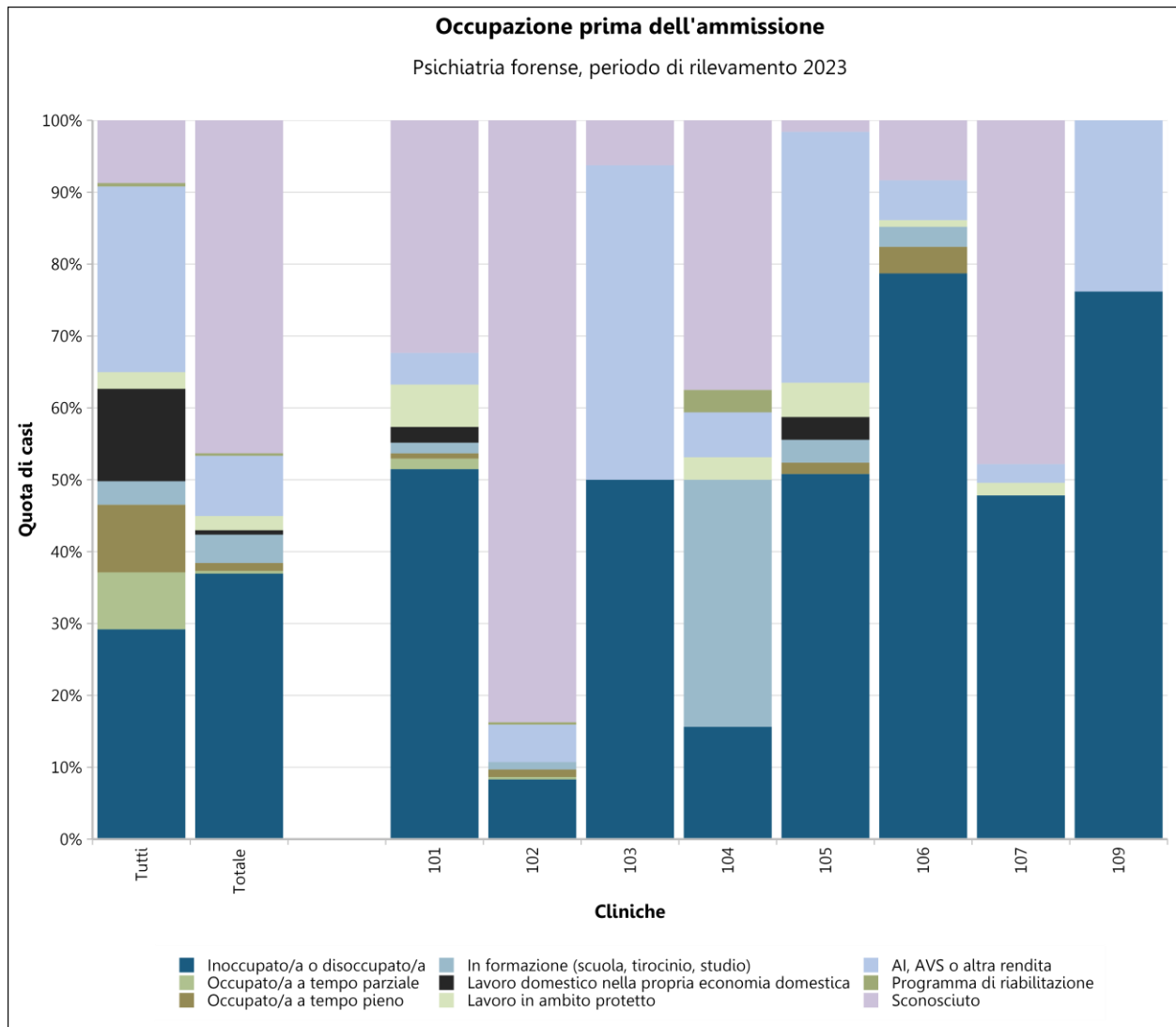


Figura 72: occupazione prima dell'ammissione nelle cliniche di psichiatria forense

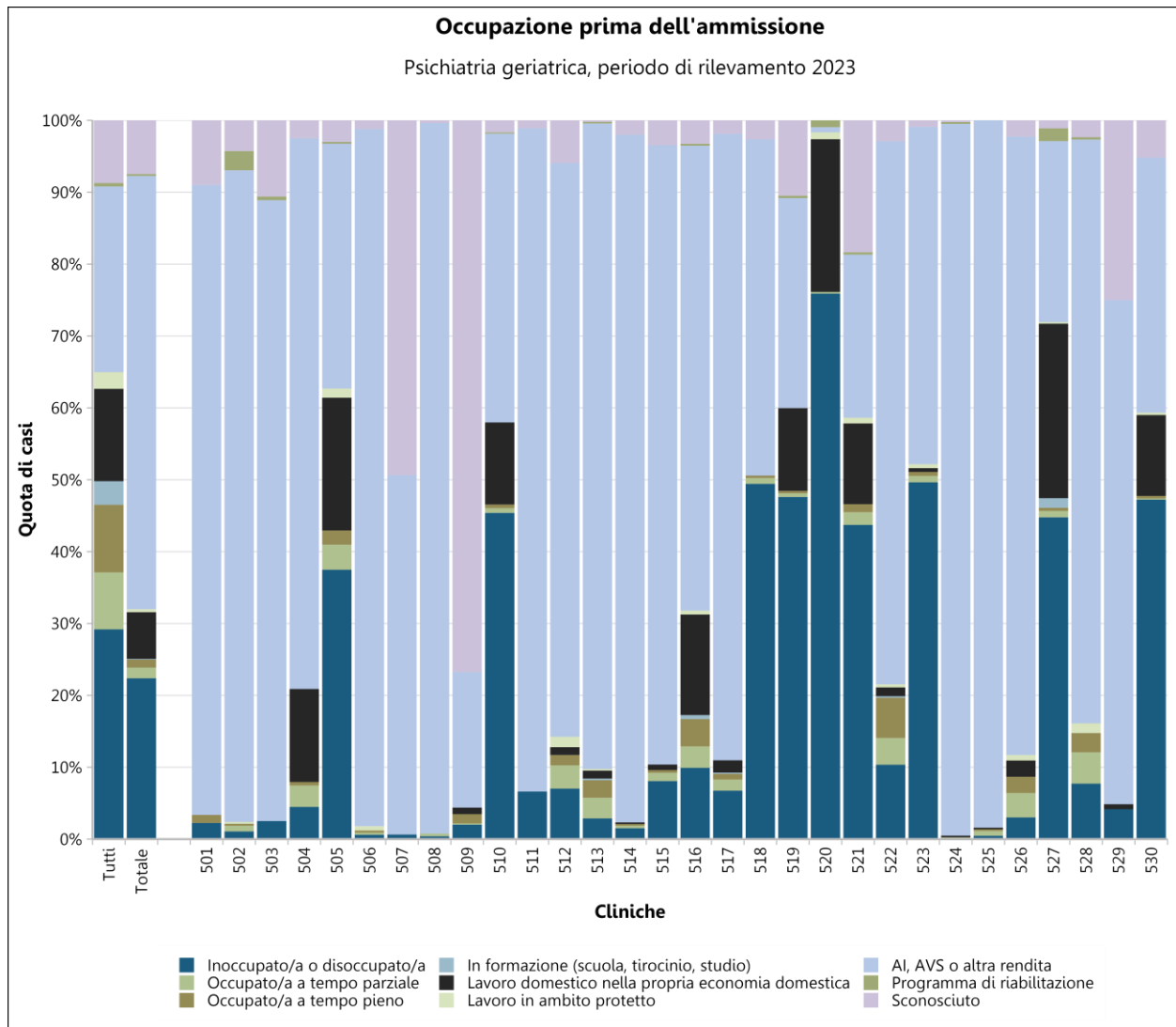


Figura 73: occupazione prima dell'ammissione nelle cliniche di psichiatria geriatrica

Clinica	Occupato/a a tempo parziale	Occupato/a a tempo pieno	Inoccupato/a o disoccupato/a	Lavoro domestico nella propria economia domestica	In formazione (scuola, tirocinio, studio)	Programma di riabilitazione	AI, AVS o altra rendita	Lavoro in ambito protetto	Sconosciuto	
Tutte le cliniche	9083	10787	33443	14736	3742	562	29590	2656	9990	
Fornitori di prestazioni di base e della medicina acuta	Totale	6388	7645	25414	10789	2958	373	17497	2265	7734
	03	486	515	1434	53	111	11	822	151	351
	06	83	109	239	15	24	1	374	17	31
	07	28	38	120	12	21	1	258	3	304
	08	201	231	903	36	119	3	809	140	325
	12	339	237	325	89	95	8	310	65	30
	13	264	284	977	34	77	10	581	113	287
	17	216	214	846	822	63	16	348	48	97
	18	58	44	93	103	24	4	111	21	0
	21	172	167	651	21	66	2	463	67	140
	22	390	380	598	80	161	28	1075	96	99
	24	208	146	1053	33	45	14	526	77	54
	26	54	56	136	11	115	2	236	14	1604
	28	121	193	312	8	54	5	300	37	112
	30	182	235	574	88	70	3	557	113	94
	32	66	43	203	6	59	0	375	23	398
	34	114	230	515	13	39	0	378	33	54
	35	172	240	502	53	50	1	624	12	17
	36	82	72	290	78	36	9	357	34	3
	37	167	327	1434	1029	40	10	10	163	11
	39	178	302	1460	549	95	16	291	90	839
	40	232	167	692	116	88	1	446	84	21
	42	0	0	0	0	0	0	0	0	0
	43	73	143	1509	232	141	5	1257	46	6
	44	37	66	83	4	11	0	207	2	6
	46	93	144	474	7	259	59	728	16	148

Clinica	Occupato/a a tempo parziale	Occupato/a a tempo pieno	Inoccupato/a o disoccupato/a	Lavoro domestico nella propria economia domestica	In formazione (scuola, tirocinio, studio)	Programma di riabilitazione	AI, AVS o altra rendita	Lavoro in ambito protetto	Sconosciuto	
	48	33	34	96	1	28	0	192	1	348
	49	52	99	135	14	55	4	518	8	94
	51	134	255	713	69	77	1	361	62	90
	52	503	626	2046	2234	330	57	1377	252	410
	54	166	166	911	678	70	15	370	45	230
	56	462	440	1690	1816	69	9	716	141	285
	58	293	326	1398	1221	79	6	430	39	239
	66	47	90	88	34	38	4	186	24	16
	70	60	56	55	15	20	7	110	13	24
	71	100	125	335	32	44	6	305	47	38
	73	56	148	270	4	76	16	238	9	183
	74	43	65	206	3	37	12	295	8	238
	82	142	194	1198	795	46	15	507	88	337
	83	129	165	216	337	45	6	99	30	89
	88	5	6	14	0	1	0	62	1	35
	99	52	66	72	15	30	0	62	11	11
	122	95	201	548	29	50	6	226	21	36
Cliniche specializzate	Totale	2210	2409	3157	2659	686	78	3202	242	764
	01	104	54	585	678	59	14	227	18	0
	02	119	107	236	69	61	9	214	20	10
	05	10	61	196	1	4	2	61	12	1
	10	11	9	26	0	22	1	14	6	0
	14	8	30	30	0	21	0	25	1	0
	15	29	40	44	9	4	2	65	8	20
	19	0	0	0	0	0	0	1	0	480
	23	67	57	161	25	37	2	211	20	5
	25	0	0	0	0	0	0	0	0	0
	27	14	15	39	0	1	2	42	2	5
	29	139	149	69	112	24	5	29	7	3
	33	69	60	90	15	19	2	126	6	14

Clinica	Occupato/a a tempo parziale	Occupato/a a tempo pieno	Inoccupato/a o disoccupato/a	Lavoro domestico nella propria economia domestica	In formazione (scuola, tirocinio, studio)	Programma di riabilitazione	AI, AVS o altra rendita	Lavoro in ambito protetto	Sconosciuto	
38	87	78	146	260	51	2	74	17	0	
45	6	8	53	0	0	0	145	4	5	
47	8	11	30	0	52	0	35	0	1	
50	138	0	103	10	16	2	70	10	3	
57	143	240	57	477	33	0	28	0	4	
59	0	0	0	306	6	2	86	24	14	
60	71	41	51	36	6	3	153	2	34	
61	143	196	113	44	13	2	97	10	10	
62	14	9	19	7	28	4	12	0	0	
63	109	160	126	8	66	0	212	0	9	
65	25	37	29	4	12	0	89	0	7	
67	3	4	1	0	0	0	2	0	0	
69	191	274	102	3	2	0	144	0	1	
72	0	3	0	0	0	0	0	0	0	
75	88	89	62	10	28	0	50	6	14	
76	60	94	180	6	23	3	106	3	8	
77	14	13	33	2	2	3	54	3	44	
79	67	73	81	13	37	2	110	19	19	
85	2	1	12	1	2	0	20	4	1	
86	87	101	30	192	5	2	6	1	0	
87	39	33	43	5	8	2	89	19	20	
92	0	2	0	7	0	0	106	1	17	
93	35	42	77	1	12	0	211	3	6	
94	37	47	15	14	5	1	31	1	0	
95	42	26	72	0	2	2	58	2	0	
96	46	51	48	20	4	1	63	2	3	
97	108	138	74	168	7	0	72	4	1	
98	77	56	124	156	14	8	64	7	5	
Cliniche per la cura di dipendenze	Totale	274	567	1441	373	53	71	388	76	71

Clinica	Occupato/a a tempo parziale	Occupato/a a tempo pieno	Inoccupato/a o disoccupato/a	Lavoro domestico nella propria economia domestica	In formazione (scuola, tirocinio, studio)	Programma di riabilitazione	AI, AVS o altra rendita	Lavoro in ambito protetto	Sconosciuto	
04	5	19	47	1	8	1	15	1	0	
11	81	171	274	6	10	0	75	19	0	
16	21	57	212	1	19	60	22	28	0	
20	11	25	91	3	3	1	34	2	0	
31	9	21	28	1	2	0	22	0	0	
53	22	34	175	6	1	0	5	0	3	
55	84	167	451	352	3	5	117	16	33	
78	10	22	72	0	1	0	39	4	32	
89	3	0	29	0	3	0	3	3	3	
90	2	1	24	0	2	1	8	2	0	
121	26	50	38	3	1	3	48	1	0	
Psichiatria forense	Totale	3	9	300	5	32	3	68	16	376
101	2	1	70	3	2	0	6	8	44	
102	1	3	24	0	3	1	15	0	242	
103	0	0	8	0	0	0	7	0	1	
104	0	0	10	0	22	2	4	2	24	
105	0	1	32	2	2	0	22	3	1	
106	0	4	85	0	3	0	6	1	9	
107	0	0	55	0	0	0	3	2	55	
109	0	0	16	0	0	0	5	0	0	
Psichiatria geriatrica	Totale	208	157	3131	910	13	37	8435	57	1045
501	0	1	2	0	0	0	78	0	8	
502	3	1	4	0	0	10	339	1	16	
503	0	0	5	0	0	1	171	0	21	
504	6	1	9	26	0	0	154	0	5	
505	44	25	473	233	0	3	430	16	38	
506	1	1	2	0	0	0	323	2	4	
507	0	0	1	0	0	0	78	0	77	
508	1	0	1	0	0	0	254	0	1	
509	1	7	11	5	0	0	103	0	419	

Clinica	Occupato/a a tempo parziale	Occupato/a a tempo pieno	Inoccupato/a o disoccupato/a	Lavoro domestico nella propria economia domestica	In formazione (scuola, tirocinio, studio)	Programma di riabilitazione	AI, AVS o altra rendita	Lavoro in ambito protetto	Sconosciuto
510	4	3	270	68	0	1	239	0	10
511	0	0	24	0	0	0	334	0	4
512	18	8	39	6	0	0	443	8	33
513	13	11	13	5	1	1	405	1	1
514	3	2	13	2	0	0	821	0	17
515	3	1	21	2	0	0	224	0	9
516	22	28	73	103	4	2	476	4	24
517	10	5	43	11	1	0	556	0	12
518	5	2	300	0	0	0	284	0	16
519	3	2	277	67	0	2	170	0	61
520	1	0	318	89	0	4	3	4	0
521	16	10	393	101	0	3	204	7	165
522	18	27	50	6	1	0	365	2	14
523	5	3	276	3	0	0	261	3	5
524	1	0	0	1	0	1	401	0	1
525	3	1	2	1	0	0	430	0	0
526	9	6	8	6	0	0	228	2	6
527	4	2	201	109	6	8	113	1	5
528	13	8	23	0	0	1	242	4	7
529	0	0	6	1	0	0	101	0	36
530	1	2	273	65	0	0	205	2	30

Tabella 21: occupazione prima dell'ammissione in clinica (numero di casi)

Clinica	Occupato/a a tempo parziale	Occupato/a a tempo pieno	Inoccupato/a o disoccupato/a	Lavoro domestico nella propria economia domestica	In formazione (scuola, tirocinio, studio)	Programma di riabilitazione	AI, AVS o altra rendita	Lavoro in ambito protetto	Sconosciuto	
Tutte le cliniche	7.9%	9.4%	29.2%	12.9%	3.3%	0.5%	25.8%	2.3%	8.7%	
Fornitori di prestazioni di base e della medicina acuta	Totale	7.9%	9.4%	31.4%	13.3%	3.6%	0.5%	21.6%	2.8%	9.5%
	03	12.4%	13.1%	36.5%	1.3%	2.8%	0.3%	20.9%	3.8%	8.9%
	06	9.3%	12.2%	26.8%	1.7%	2.7%	0.1%	41.9%	1.9%	3.5%
	07	3.6%	4.8%	15.3%	1.5%	2.7%	0.1%	32.9%	0.4%	38.7%
	08	7.3%	8.3%	32.6%	1.3%	4.3%	0.1%	29.2%	5.1%	11.7%
	12	22.6%	15.8%	21.7%	5.9%	6.3%	0.5%	20.7%	4.3%	2.0%
	13	10.0%	10.8%	37.2%	1.3%	2.9%	0.4%	22.1%	4.3%	10.9%
	17	8.1%	8.0%	31.7%	30.8%	2.4%	0.6%	13.0%	1.8%	3.6%
	18	12.7%	9.6%	20.3%	22.5%	5.2%	0.9%	24.2%	4.6%	0.0%
	21	9.8%	9.5%	37.2%	1.2%	3.8%	0.1%	26.5%	3.8%	8.0%
	22	13.4%	13.1%	20.6%	2.8%	5.5%	1.0%	37.0%	3.3%	3.4%
	24	9.6%	6.8%	48.8%	1.5%	2.1%	0.6%	24.4%	3.6%	2.5%
	26	2.4%	2.5%	6.1%	0.5%	5.2%	0.1%	10.6%	0.6%	72.0%
	28	10.6%	16.9%	27.3%	0.7%	4.7%	0.4%	26.3%	3.2%	9.8%
	30	9.5%	12.3%	30.0%	4.6%	3.7%	0.2%	29.1%	5.9%	4.9%
	32	5.6%	3.7%	17.3%	0.5%	5.0%	0.0%	32.0%	2.0%	33.9%
	34	8.3%	16.7%	37.4%	0.9%	2.8%	0.0%	27.5%	2.4%	3.9%
	35	10.3%	14.4%	30.0%	3.2%	3.0%	0.1%	37.3%	0.7%	1.0%
	36	8.5%	7.5%	30.2%	8.1%	3.7%	0.9%	37.1%	3.5%	0.3%
	37	5.2%	10.2%	44.9%	32.2%	1.3%	0.3%	0.3%	5.1%	0.3%
	39	4.7%	7.9%	38.2%	14.4%	2.5%	0.4%	7.6%	2.4%	22.0%
	40	12.6%	9.0%	37.5%	6.3%	4.8%	0.1%	24.1%	4.5%	1.1%
	42	0.0%	0.0%	0.0%	0.0%	0.0%	0.0%	0.0%	0.0%	0.0%
	43	2.1%	4.2%	44.2%	6.8%	4.1%	0.1%	36.8%	1.3%	0.2%
	44	8.9%	15.9%	20.0%	1.0%	2.6%	0.0%	49.8%	0.5%	1.4%
	46	4.8%	7.5%	24.6%	0.4%	13.4%	3.1%	37.8%	0.8%	7.7%

Clinica		Occupato/a a tempo parziale	Occupato/a a tempo pieno	Inoccupato/a o disoccupato/a	Lavoro domestico nella propria economia domestica	In formazione (scuola, tirocinio, studio)	Programma di riabilitazione	AI, AVS o altra rendita	Lavoro in ambito protetto	Sconosciuto
	48	4.5%	4.6%	13.1%	0.1%	3.8%	0.0%	26.2%	0.1%	47.5%
	49	5.3%	10.1%	13.8%	1.4%	5.6%	0.4%	52.9%	0.8%	9.6%
	51	7.6%	14.5%	40.5%	3.9%	4.4%	0.1%	20.5%	3.5%	5.1%
	52	6.4%	8.0%	26.1%	28.5%	4.2%	0.7%	17.6%	3.2%	5.2%
	54	6.3%	6.3%	34.4%	25.6%	2.6%	0.6%	14.0%	1.7%	8.7%
	56	8.2%	7.8%	30.0%	32.3%	1.2%	0.2%	12.7%	2.5%	5.1%
	58	7.3%	8.1%	34.7%	30.3%	2.0%	0.1%	10.7%	1.0%	5.9%
	66	8.9%	17.1%	16.7%	6.5%	7.2%	0.8%	35.3%	4.6%	3.0%
	70	16.7%	15.6%	15.3%	4.2%	5.6%	1.9%	30.6%	3.6%	6.7%
	71	9.7%	12.1%	32.5%	3.1%	4.3%	0.6%	29.6%	4.6%	3.7%
	73	5.6%	14.8%	27.0%	0.4%	7.6%	1.6%	23.8%	0.9%	18.3%
	74	4.7%	7.2%	22.7%	0.3%	4.1%	1.3%	32.5%	0.9%	26.2%
	82	4.3%	5.8%	36.1%	23.9%	1.4%	0.5%	15.3%	2.6%	10.1%
	83	11.6%	14.8%	19.4%	30.2%	4.0%	0.5%	8.9%	2.7%	8.0%
	88	4.0%	4.8%	11.3%	0.0%	0.8%	0.0%	50.0%	0.8%	28.2%
	99	16.3%	20.7%	22.6%	4.7%	9.4%	0.0%	19.4%	3.4%	3.4%
	122	7.8%	16.6%	45.2%	2.4%	4.1%	0.5%	18.6%	1.7%	3.0%
Cliniche specializzate	Totale	14.3%	15.6%	20.5%	17.3%	4.5%	0.5%	20.8%	1.6%	5.0%
	01	6.0%	3.1%	33.6%	39.0%	3.4%	0.8%	13.1%	1.0%	0.0%
	02	14.1%	12.7%	27.9%	8.2%	7.2%	1.1%	25.3%	2.4%	1.2%
	05	2.9%	17.5%	56.3%	0.3%	1.1%	0.6%	17.5%	3.4%	0.3%
	10	12.4%	10.1%	29.2%	0.0%	24.7%	1.1%	15.7%	6.7%	0.0%
	14	7.0%	26.1%	26.1%	0.0%	18.3%	0.0%	21.7%	0.9%	0.0%
	15	13.1%	18.1%	19.9%	4.1%	1.8%	0.9%	29.4%	3.6%	9.0%
	19	0.0%	0.0%	0.0%	0.0%	0.0%	0.0%	0.2%	0.0%	99.8%
	23	11.5%	9.7%	27.5%	4.3%	6.3%	0.3%	36.1%	3.4%	0.9%
	25	0.0%	0.0%	0.0%	0.0%	0.0%	0.0%	0.0%	0.0%	0.0%
	27	11.7%	12.5%	32.5%	0.0%	0.8%	1.7%	35.0%	1.7%	4.2%
	29	25.9%	27.7%	12.8%	20.9%	4.5%	0.9%	5.4%	1.3%	0.6%
	33	17.2%	15.0%	22.4%	3.7%	4.7%	0.5%	31.4%	1.5%	3.5%

Clinica	Occupato/a a tempo parziale	Occupato/a a tempo pieno	Inoccupato/a o disoccupato/a	Lavoro domestico nella propria economia domestica	In formazione (scuola, tirocinio, studio)	Programma di riabilitazione	AI, AVS o altra rendita	Lavoro in ambito protetto	Sconosciuto	
	38	12.2%	10.9%	20.4%	36.4%	7.1%	0.3%	10.3%	2.4%	0.0%
	45	2.7%	3.6%	24.0%	0.0%	0.0%	0.0%	65.6%	1.8%	2.3%
	47	5.8%	8.0%	21.9%	0.0%	38.0%	0.0%	25.5%	0.0%	0.7%
	50	39.2%	0.0%	29.3%	2.8%	4.5%	0.6%	19.9%	2.8%	0.9%
	57	14.6%	24.4%	5.8%	48.6%	3.4%	0.0%	2.9%	0.0%	0.4%
	59	0.0%	0.0%	0.0%	69.9%	1.4%	0.5%	19.6%	5.5%	3.2%
	60	17.9%	10.3%	12.8%	9.1%	1.5%	0.8%	38.5%	0.5%	8.6%
	61	22.8%	31.2%	18.0%	7.0%	2.1%	0.3%	15.4%	1.6%	1.6%
	62	15.1%	9.7%	20.4%	7.5%	30.1%	4.3%	12.9%	0.0%	0.0%
	63	15.8%	23.2%	18.3%	1.2%	9.6%	0.0%	30.7%	0.0%	1.3%
	65	12.3%	18.2%	14.3%	2.0%	5.9%	0.0%	43.8%	0.0%	3.4%
	67	30.0%	40.0%	10.0%	0.0%	0.0%	0.0%	20.0%	0.0%	0.0%
	69	26.6%	38.2%	14.2%	0.4%	0.3%	0.0%	20.1%	0.0%	0.1%
	72	0.0%	100%	0.0%	0.0%	0.0%	0.0%	0.0%	0.0%	0.0%
	75	25.4%	25.6%	17.9%	2.9%	8.1%	0.0%	14.4%	1.7%	4.0%
	76	12.4%	19.5%	37.3%	1.2%	4.8%	0.6%	21.9%	0.6%	1.7%
	77	8.3%	7.7%	19.6%	1.2%	1.2%	1.8%	32.1%	1.8%	26.2%
	79	15.9%	17.3%	19.2%	3.1%	8.8%	0.5%	26.1%	4.5%	4.5%
	85	4.7%	2.3%	27.9%	2.3%	4.7%	0.0%	46.5%	9.3%	2.3%
	86	20.5%	23.8%	7.1%	45.3%	1.2%	0.5%	1.4%	0.2%	0.0%
	87	15.1%	12.8%	16.7%	1.9%	3.1%	0.8%	34.5%	7.4%	7.8%
	92	0.0%	1.5%	0.0%	5.3%	0.0%	0.0%	79.7%	0.8%	12.8%
	93	9.0%	10.9%	19.9%	0.3%	3.1%	0.0%	54.5%	0.8%	1.6%
	94	24.5%	31.1%	9.9%	9.3%	3.3%	0.7%	20.5%	0.7%	0.0%
	95	20.6%	12.7%	35.3%	0.0%	1.0%	1.0%	28.4%	1.0%	0.0%
	96	19.3%	21.4%	20.2%	8.4%	1.7%	0.4%	26.5%	0.8%	1.3%
	97	18.9%	24.1%	12.9%	29.4%	1.2%	0.0%	12.6%	0.7%	0.2%
	98	15.1%	11.0%	24.3%	30.5%	2.7%	1.6%	12.5%	1.4%	1.0%
Cliniche per la cura di dipendenze	Totale	8.3%	17.1%	43.5%	11.3%	1.6%	2.1%	11.7%	2.3%	2.1%

Clinica		Occupato/a a tempo parziale	Occupato/a a tempo pieno	Inoccupato/a o disoccupato/a	Lavoro domestico nella propria economia domestica	In formazione (scuola, tirocinio, studio)	Programma di riabilitazione	AI, AVS o altra rendita	Lavoro in ambito protetto	Sconosciuto
	04	5.2%	19.6%	48.5%	1.0%	8.2%	1.0%	15.5%	1.0%	0.0%
	11	12.7%	26.9%	43.1%	0.9%	1.6%	0.0%	11.8%	3.0%	0.0%
	16	5.0%	13.6%	50.5%	0.2%	4.5%	14.3%	5.2%	6.7%	0.0%
	20	6.5%	14.7%	53.5%	1.8%	1.8%	0.6%	20.0%	1.2%	0.0%
	31	10.8%	25.3%	33.7%	1.2%	2.4%	0.0%	26.5%	0.0%	0.0%
	53	8.9%	13.8%	71.1%	2.4%	0.4%	0.0%	2.0%	0.0%	1.2%
	55	6.8%	13.6%	36.7%	28.7%	0.2%	0.4%	9.5%	1.3%	2.7%
	78	5.6%	12.2%	40.0%	0.0%	0.6%	0.0%	21.7%	2.2%	17.8%
	89	6.8%	0.0%	65.9%	0.0%	6.8%	0.0%	6.8%	6.8%	6.8%
	90	5.0%	2.5%	60.0%	0.0%	5.0%	2.5%	20.0%	5.0%	0.0%
	121	15.3%	29.4%	22.4%	1.8%	0.6%	1.8%	28.2%	0.6%	0.0%
Psichiatria forense	Totale	0.4%	1.1%	36.9%	0.6%	3.9%	0.4%	8.4%	2.0%	46.3%
	101	1.5%	0.7%	51.5%	2.2%	1.5%	0.0%	4.4%	5.9%	32.4%
	102	0.3%	1.0%	8.3%	0.0%	1.0%	0.3%	5.2%	0.0%	83.7%
	103	0.0%	0.0%	50.0%	0.0%	0.0%	0.0%	43.8%	0.0%	6.2%
	104	0.0%	0.0%	15.6%	0.0%	34.4%	3.1%	6.2%	3.1%	37.5%
	105	0.0%	1.6%	50.8%	3.2%	3.2%	0.0%	34.9%	4.8%	1.6%
	106	0.0%	3.7%	78.7%	0.0%	2.8%	0.0%	5.6%	0.9%	8.3%
	107	0.0%	0.0%	47.8%	0.0%	0.0%	0.0%	2.6%	1.7%	47.8%
	109	0.0%	0.0%	76.2%	0.0%	0.0%	0.0%	23.8%	0.0%	0.0%
Psichiatria geriatrica	Totale	1.5%	1.1%	22.4%	6.5%	0.1%	0.3%	60.3%	0.4%	7.5%
	501	0.0%	1.1%	2.2%	0.0%	0.0%	0.0%	87.6%	0.0%	9.0%
	502	0.8%	0.3%	1.1%	0.0%	0.0%	2.7%	90.6%	0.3%	4.3%
	503	0.0%	0.0%	2.5%	0.0%	0.0%	0.5%	86.4%	0.0%	10.6%
	504	3.0%	0.5%	4.5%	12.9%	0.0%	0.0%	76.6%	0.0%	2.5%
	505	3.5%	2.0%	37.5%	18.5%	0.0%	0.2%	34.1%	1.3%	3.0%
	506	0.3%	0.3%	0.6%	0.0%	0.0%	0.0%	97.0%	0.6%	1.2%
	507	0.0%	0.0%	0.6%	0.0%	0.0%	0.0%	50.0%	0.0%	49.4%
	508	0.4%	0.0%	0.4%	0.0%	0.0%	0.0%	98.8%	0.0%	0.4%
	509	0.2%	1.3%	2.0%	0.9%	0.0%	0.0%	18.9%	0.0%	76.7%

Clinica	Occupato/a a tempo parziale	Occupato/a a tempo pieno	Inoccupato/a o disoccupato/a	Lavoro domestico nella propria economia domestica	In formazione (scuola, tirocinio, studio)	Programma di riabilitazione	AI, AVS o altra rendita	Lavoro in ambito protetto	Sconosciuto
510	0.7%	0.5%	45.4%	11.4%	0.0%	0.2%	40.2%	0.0%	1.7%
511	0.0%	0.0%	6.6%	0.0%	0.0%	0.0%	92.3%	0.0%	1.1%
512	3.2%	1.4%	7.0%	1.1%	0.0%	0.0%	79.8%	1.4%	5.9%
513	2.9%	2.4%	2.9%	1.1%	0.2%	0.2%	89.8%	0.2%	0.2%
514	0.3%	0.2%	1.5%	0.2%	0.0%	0.0%	95.7%	0.0%	2.0%
515	1.2%	0.4%	8.1%	0.8%	0.0%	0.0%	86.2%	0.0%	3.5%
516	3.0%	3.8%	9.9%	14.0%	0.5%	0.3%	64.7%	0.5%	3.3%
517	1.6%	0.8%	6.7%	1.7%	0.2%	0.0%	87.1%	0.0%	1.9%
518	0.8%	0.3%	49.4%	0.0%	0.0%	0.0%	46.8%	0.0%	2.6%
519	0.5%	0.3%	47.6%	11.5%	0.0%	0.3%	29.2%	0.0%	10.5%
520	0.2%	0.0%	75.9%	21.2%	0.0%	1.0%	0.7%	1.0%	0.0%
521	1.8%	1.1%	43.7%	11.2%	0.0%	0.3%	22.7%	0.8%	18.4%
522	3.7%	5.6%	10.4%	1.2%	0.2%	0.0%	75.6%	0.4%	2.9%
523	0.9%	0.5%	49.6%	0.5%	0.0%	0.0%	46.9%	0.5%	0.9%
524	0.2%	0.0%	0.0%	0.2%	0.0%	0.2%	99.0%	0.0%	0.2%
525	0.7%	0.2%	0.5%	0.2%	0.0%	0.0%	98.4%	0.0%	0.0%
526	3.4%	2.3%	3.0%	2.3%	0.0%	0.0%	86.0%	0.8%	2.3%
527	0.9%	0.4%	44.8%	24.3%	1.3%	1.8%	25.2%	0.2%	1.1%
528	4.4%	2.7%	7.7%	0.0%	0.0%	0.3%	81.2%	1.3%	2.3%
529	0.0%	0.0%	4.2%	0.7%	0.0%	0.0%	70.1%	0.0%	25.0%
530	0.2%	0.3%	47.2%	11.2%	0.0%	0.0%	35.5%	0.3%	5.2%

Tabella 22: occupazione prima dell'ammissione in clinica (in percentuale)

1.16 Classi di trattamento

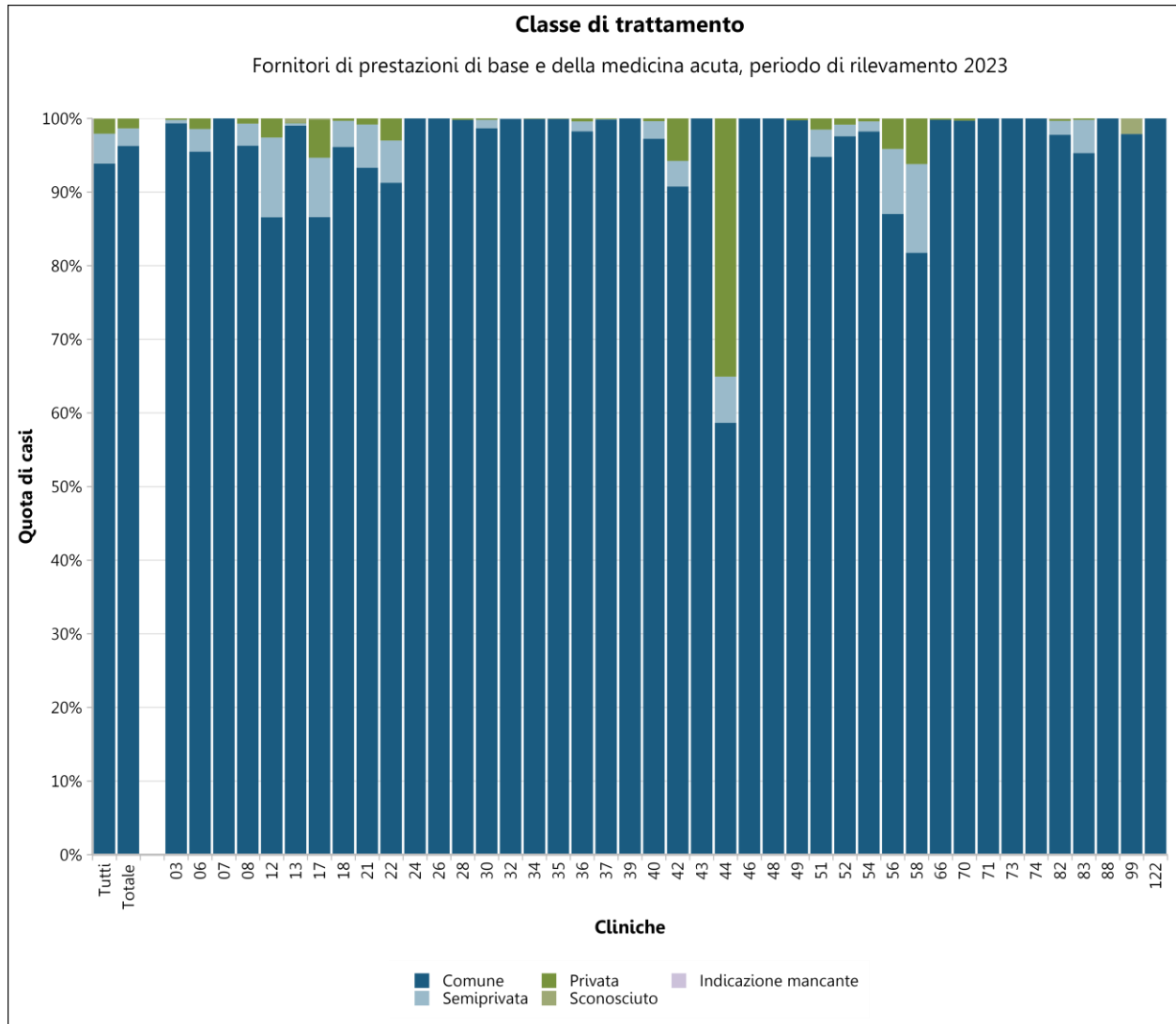


Figura 74: classi di trattamento nei fornitori di prestazioni di base e della medicina acuta

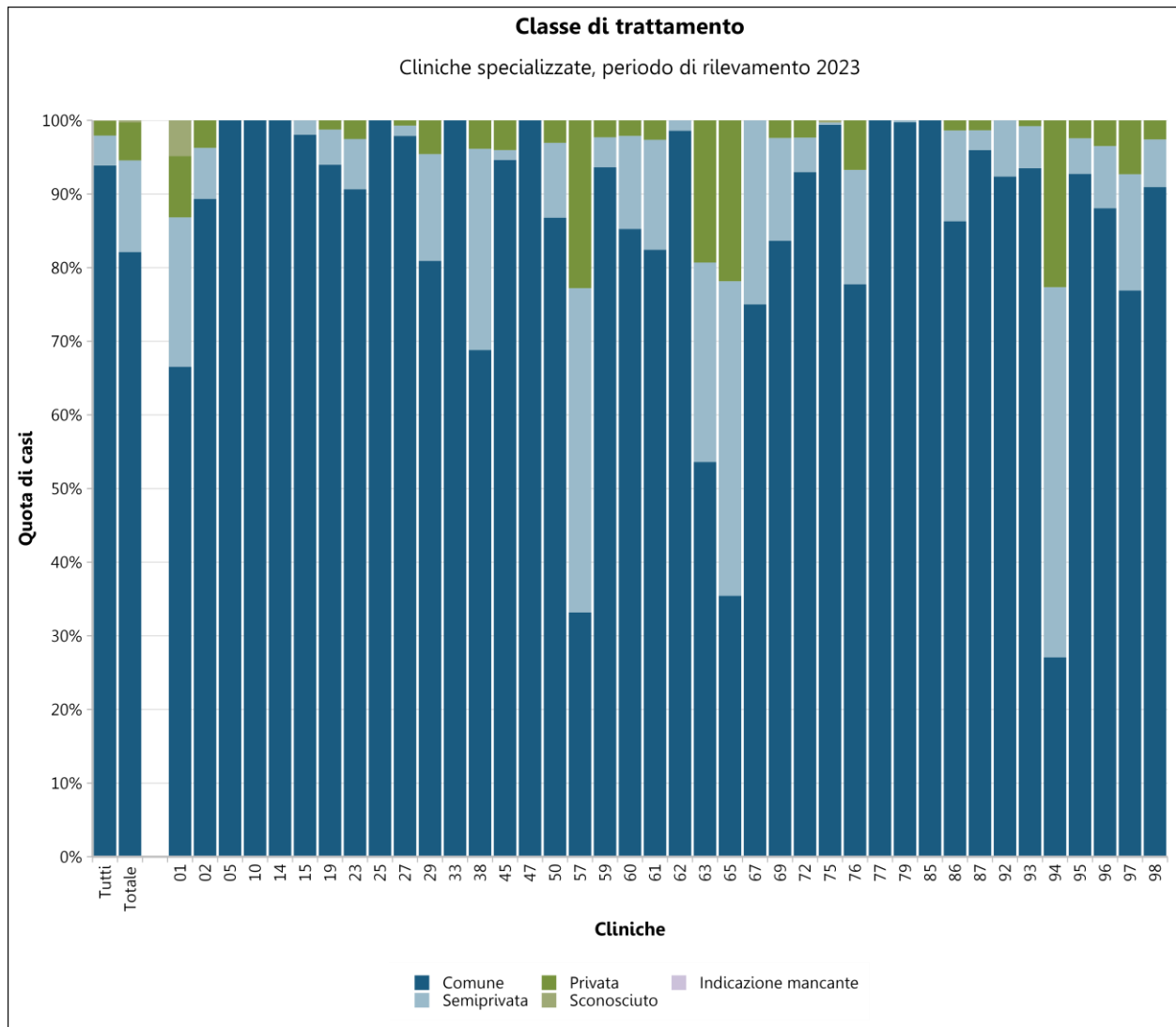


Figura 75: classi di trattamento nelle cliniche specializzate

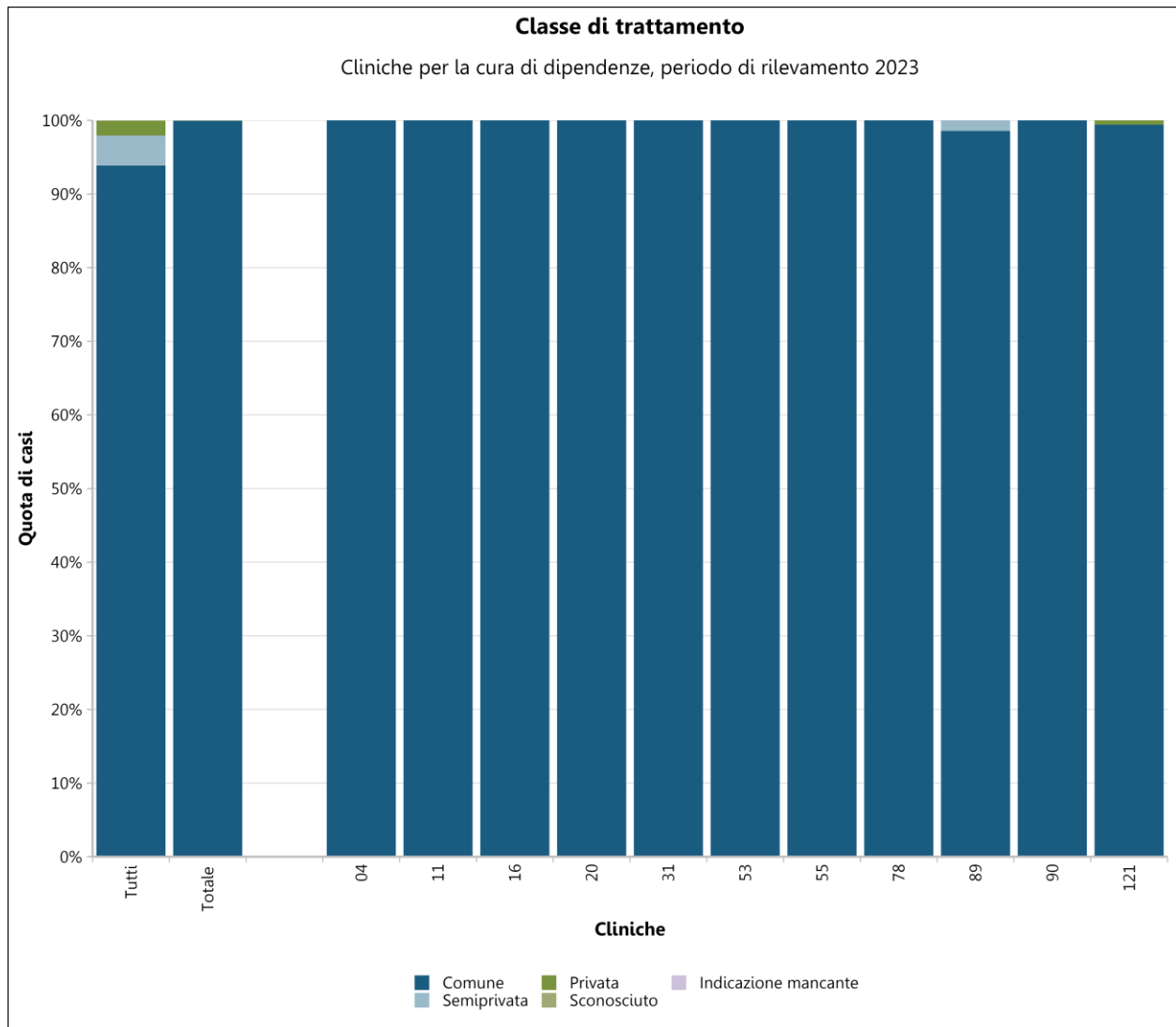


Figura 76: classi di trattamento nelle cliniche per la cura di dipendenze

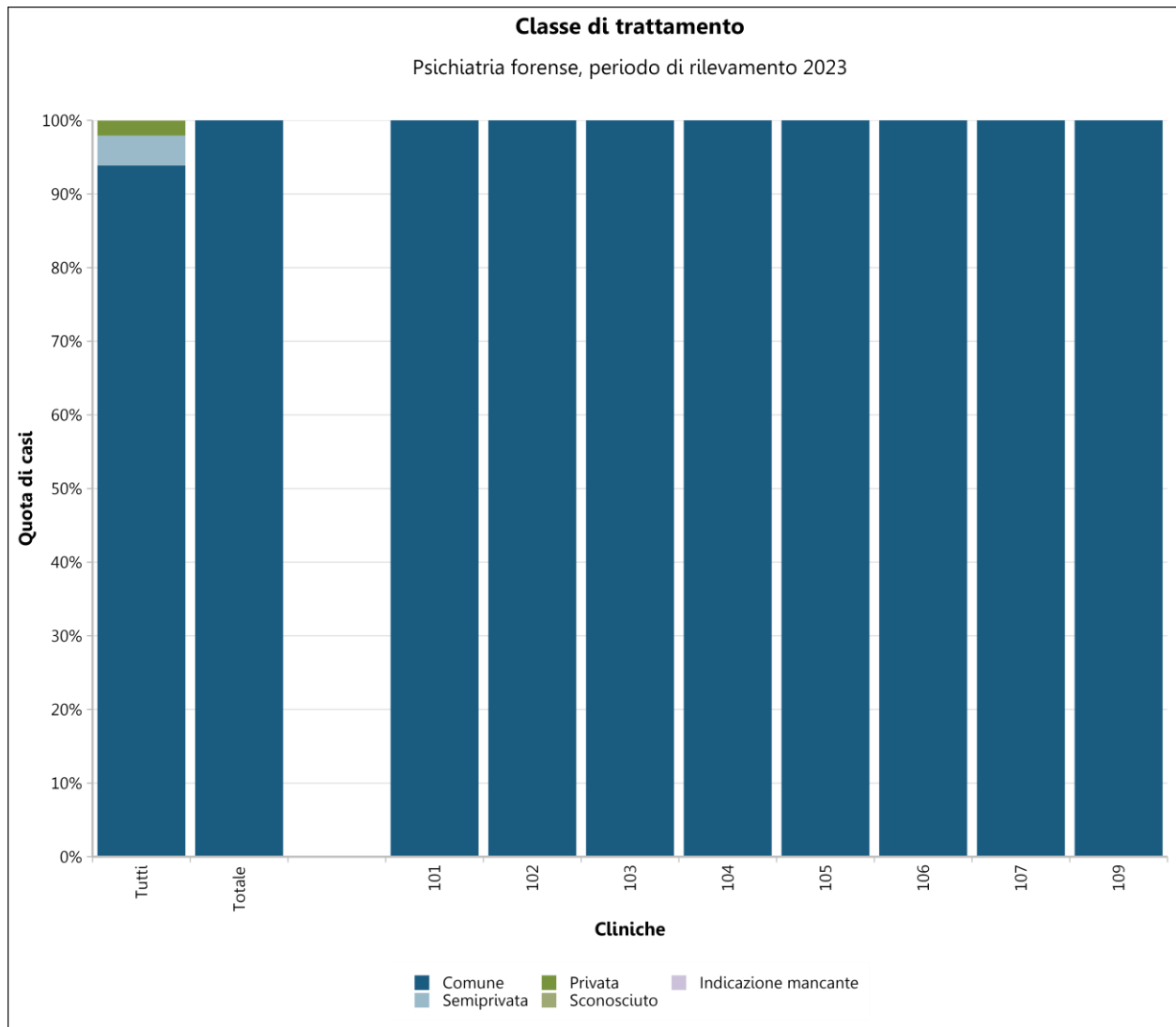


Figura 77: classi di trattamento nelle cliniche di psichiatria forense

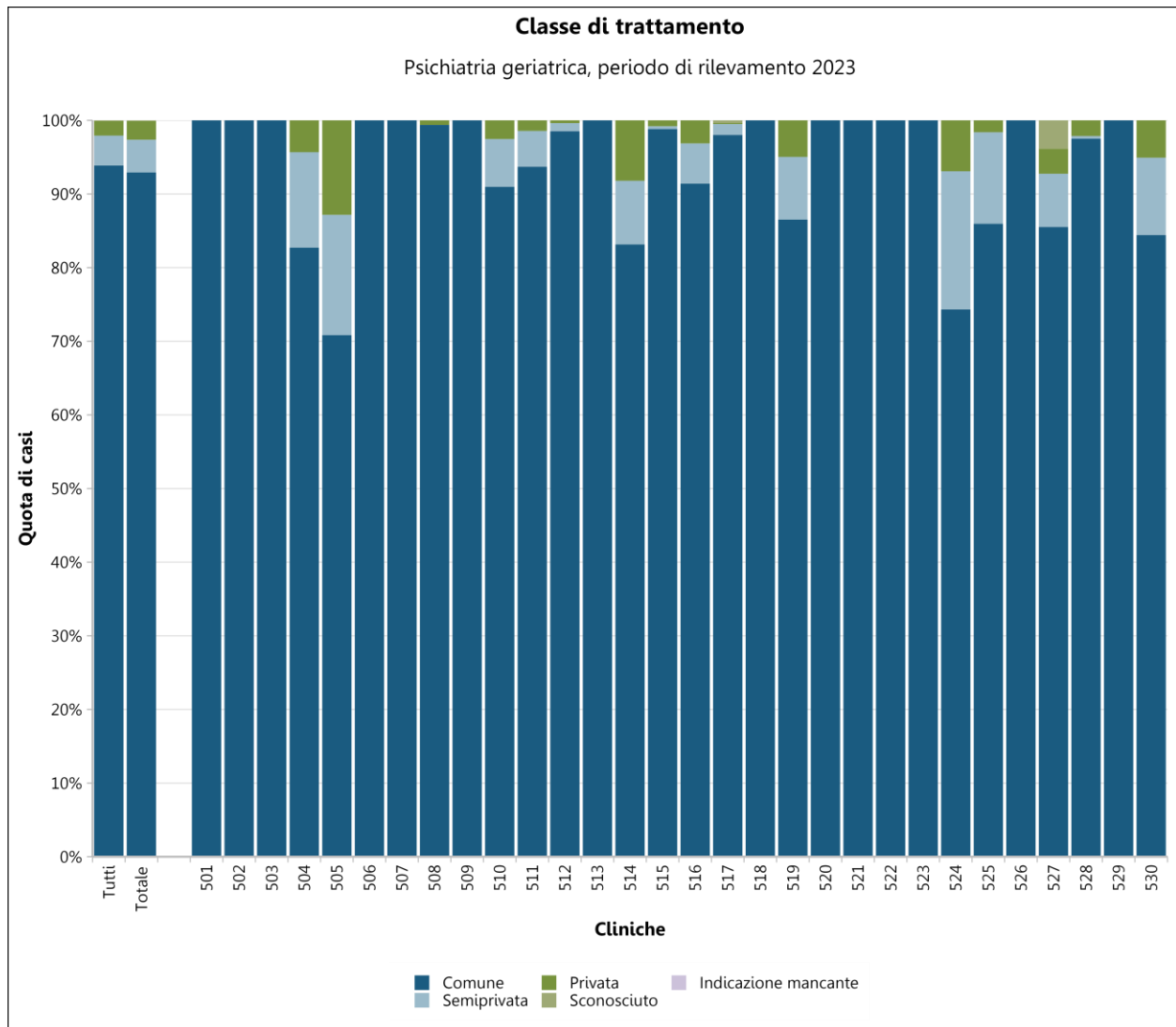


Figura 78: classi di trattamento nelle cliniche di psichiatria geriatrica

	Clinica	Comune		Semiprivata		Privata		Sconosciuto		Indicazione mancante	
Tutte le cliniche		82242	93.9%	3562	4.1%	1738	2.0%	72	0.1%	1	0.0%
Fornitori di prestazioni di base e della medicina acuta	Totale	57769	96.3%	1433	2.4%	780	1.3%	25	0.0%	1	0.0%
	03	3615	99.3%	17	0.5%	7	0.2%	0	0.0%	0	0.0%
	06	803	95.5%	26	3.1%	12	1.4%	0	0.0%	0	0.0%
	07	773	100%	0	0.0%	0	0.0%	0	0.0%	0	0.0%
	08	2470	96.3%	77	3.0%	18	0.7%	0	0.0%	0	0.0%
	12	1103	86.6%	138	10.8%	33	2.6%	0	0.0%	0	0.0%
	13	2412	99.0%	8	0.3%	2	0.1%	14	0.6%	0	0.0%
	17	1105	86.6%	103	8.1%	66	5.2%	2	0.2%	0	0.0%
	18	297	96.1%	11	3.6%	1	0.3%	0	0.0%	0	0.0%
	21	1478	93.3%	93	5.9%	13	0.8%	0	0.0%	0	0.0%
	22	2652	91.3%	167	5.7%	87	3.0%	0	0.0%	0	0.0%
	24	1470	100%	0	0.0%	0	0.0%	0	0.0%	0	0.0%
	26	2222	100%	0	0.0%	0	0.0%	0	0.0%	0	0.0%
	28	1039	99.8%	0	0.0%	2	0.2%	0	0.0%	0	0.0%
	30	1629	98.7%	19	1.2%	3	0.2%	0	0.0%	0	0.0%
	32	1194	99.9%	1	0.1%	0	0.0%	0	0.0%	0	0.0%
	34	1329	99.9%	0	0.0%	0	0.0%	1	0.1%	0	0.0%
	35	1558	99.9%	0	0.0%	0	0.0%	1	0.1%	0	0.0%
	36	730	98.3%	10	1.3%	3	0.4%	0	0.0%	0	0.0%
	37	1937	99.8%	1	0.1%	2	0.1%	0	0.0%	0	0.0%
	39	2029	100%	0	0.0%	0	0.0%	0	0.0%	0	0.0%
	40	1306	97.2%	32	2.4%	5	0.4%	0	0.0%	0	0.0%
	42	913	90.8%	35	3.5%	58	5.8%	0	0.0%	0	0.0%
	43	2049	100%	0	0.0%	0	0.0%	0	0.0%	0	0.0%
	44	271	58.7%	29	6.3%	162	35.1%	0	0.0%	0	0.0%
	46	1905	100%	0	0.0%	0	0.0%	0	0.0%	0	0.0%
	48	736	100%	0	0.0%	0	0.0%	0	0.0%	0	0.0%
	49	1198	99.8%	0	0.0%	3	0.2%	0	0.0%	0	0.0%
	51	1255	94.8%	49	3.7%	20	1.5%	0	0.0%	0	0.0%
	52	4186	97.6%	68	1.6%	36	0.8%	0	0.0%	0	0.0%
	54	1221	98.2%	17	1.4%	5	0.4%	0	0.0%	0	0.0%
	56	2333	87.0%	237	8.8%	110	4.1%	1	0.0%	0	0.0%
	58	1649	81.8%	243	12.0%	125	6.2%	0	0.0%	0	0.0%
	66	541	99.8%	0	0.0%	1	0.2%	0	0.0%	0	0.0%

	Clinica	Comune		Semiprivata		Privata		Sconosciuto		Indicazione mancante	
	70	332	99.7%	0	0.0%	1	0.3%	0	0.0%	0	0.0%
	71	867	100%	0	0.0%	0	0.0%	0	0.0%	0	0.0%
	73	990	100%	0	0.0%	0	0.0%	0	0.0%	0	0.0%
	74	893	100%	0	0.0%	0	0.0%	0	0.0%	0	0.0%
	82	1500	97.8%	29	1.9%	4	0.3%	0	0.0%	1	0.1%
	83	486	95.3%	23	4.5%	1	0.2%	0	0.0%	0	0.0%
	88	122	100%	0	0.0%	0	0.0%	0	0.0%	0	0.0%
	99	277	97.9%	0	0.0%	0	0.0%	6	2.1%	0	0.0%
	122	894	100%	0	0.0%	0	0.0%	0	0.0%	0	0.0%
Cliniche specializzate	Totale	10798	82.1%	1638	12.5%	678	5.2%	37	0.3%	0	0.0%
	01	495	66.5%	151	20.3%	62	8.3%	36	4.8%	0	0.0%
	02	670	89.3%	52	6.9%	28	3.7%	0	0.0%	0	0.0%
	05	311	100%	0	0.0%	0	0.0%	0	0.0%	0	0.0%
	10	69	100%	0	0.0%	0	0.0%	0	0.0%	0	0.0%
	14	115	100%	0	0.0%	0	0.0%	0	0.0%	0	0.0%
	15	200	98.0%	4	2.0%	0	0.0%	0	0.0%	0	0.0%
	19	452	94.0%	23	4.8%	6	1.2%	0	0.0%	0	0.0%
	23	465	90.6%	35	6.8%	13	2.5%	0	0.0%	0	0.0%
	25	291	100%	0	0.0%	0	0.0%	0	0.0%	0	0.0%
	27	138	97.9%	2	1.4%	1	0.7%	0	0.0%	0	0.0%
	29	318	80.9%	57	14.5%	18	4.6%	0	0.0%	0	0.0%
	33	384	100%	0	0.0%	0	0.0%	0	0.0%	0	0.0%
	38	214	68.8%	85	27.3%	12	3.9%	0	0.0%	0	0.0%
	45	211	94.6%	3	1.3%	9	4.0%	0	0.0%	0	0.0%
	47	148	100%	0	0.0%	0	0.0%	0	0.0%	0	0.0%
	50	512	86.8%	60	10.2%	18	3.1%	0	0.0%	0	0.0%
	57	217	33.2%	288	44.0%	149	22.8%	0	0.0%	0	0.0%
	59	367	93.6%	16	4.1%	9	2.3%	0	0.0%	0	0.0%
	60	283	85.2%	42	12.7%	7	2.1%	0	0.0%	0	0.0%
	61	469	82.4%	85	14.9%	15	2.6%	0	0.0%	0	0.0%
	62	70	98.6%	1	1.4%	0	0.0%	0	0.0%	0	0.0%
	63	372	53.6%	188	27.1%	134	19.3%	0	0.0%	0	0.0%
	65	73	35.4%	88	42.7%	45	21.8%	0	0.0%	0	0.0%
	67	6	75.0%	2	25.0%	0	0.0%	0	0.0%	0	0.0%
	69	665	83.6%	111	14.0%	19	2.4%	0	0.0%	0	0.0%
	72	119	93.0%	6	4.7%	3	2.3%	0	0.0%	0	0.0%
75	332	99.4%	1	0.3%	0	0.0%	1	0.3%	0	0.0%	
76	335	77.7%	67	15.5%	29	6.7%	0	0.0%	0	0.0%	

	Clinica	Comune		Semiprivata		Privata		Sconosciuto		Indicazione mancante	
	77	166	100%	0	0.0%	0	0.0%	0	0.0%	0	0.0%
	79	386	99.7%	1	0.3%	0	0.0%	0	0.0%	0	0.0%
	85	38	100%	0	0.0%	0	0.0%	0	0.0%	0	0.0%
	86	189	86.3%	27	12.3%	3	1.4%	0	0.0%	0	0.0%
	87	214	96.0%	6	2.7%	3	1.3%	0	0.0%	0	0.0%
	92	121	92.4%	10	7.6%	0	0.0%	0	0.0%	0	0.0%
	93	359	93.5%	22	5.7%	3	0.8%	0	0.0%	0	0.0%
	94	49	27.1%	91	50.3%	41	22.7%	0	0.0%	0	0.0%
	95	191	92.7%	10	4.9%	5	2.4%	0	0.0%	0	0.0%
	96	177	88.1%	17	8.5%	7	3.5%	0	0.0%	0	0.0%
	97	326	76.9%	67	15.8%	31	7.3%	0	0.0%	0	0.0%
	98	281	90.9%	20	6.5%	8	2.6%	0	0.0%	0	0.0%
Cliniche per la cura di dipendenze	Totale	2709	99.9%	1	0.0%	1	0.0%	0	0.0%	0	0.0%
	04	90	100%	0	0.0%	0	0.0%	0	0.0%	0	0.0%
	11	605	100%	0	0.0%	0	0.0%	0	0.0%	0	0.0%
	16	356	100%	0	0.0%	0	0.0%	0	0.0%	0	0.0%
	20	179	100%	0	0.0%	0	0.0%	0	0.0%	0	0.0%
	31	85	100%	0	0.0%	0	0.0%	0	0.0%	0	0.0%
	53	233	100%	0	0.0%	0	0.0%	0	0.0%	0	0.0%
	55	715	100%	0	0.0%	0	0.0%	0	0.0%	0	0.0%
	78	164	100%	0	0.0%	0	0.0%	0	0.0%	0	0.0%
	89	69	98.6%	1	1.4%	0	0.0%	0	0.0%	0	0.0%
	90	41	100%	0	0.0%	0	0.0%	0	0.0%	0	0.0%
	121	172	99.4%	0	0.0%	1	0.6%	0	0.0%	0	0.0%
	Psichiatria forense	Totale	735	100%	0	0.0%	0	0.0%	0	0.0%	0
101		75	100%	0	0.0%	0	0.0%	0	0.0%	0	0.0%
102		289	100%	0	0.0%	0	0.0%	0	0.0%	0	0.0%
103		15	100%	0	0.0%	0	0.0%	0	0.0%	0	0.0%
104		63	100%	0	0.0%	0	0.0%	0	0.0%	0	0.0%
105		48	100%	0	0.0%	0	0.0%	0	0.0%	0	0.0%
106		109	100%	0	0.0%	0	0.0%	0	0.0%	0	0.0%
107		115	100%	0	0.0%	0	0.0%	0	0.0%	0	0.0%
109		21	100%	0	0.0%	0	0.0%	0	0.0%	0	0.0%
Psichiatria geriatrica	Totale	10231	92.9%	490	4.5%	279	2.5%	10	0.1%	0	0.0%
	501	87	100%	0	0.0%	0	0.0%	0	0.0%	0	0.0%
	502	373	100%	0	0.0%	0	0.0%	0	0.0%	0	0.0%
	503	197	100%	0	0.0%	0	0.0%	0	0.0%	0	0.0%

Clinica	Comune		Semiprivata		Privata		Sconosciuto		Indicazione mancante	
504	134	82.7%	21	13.0%	7	4.3%	0	0.0%	0	0.0%
505	464	70.8%	107	16.3%	84	12.8%	0	0.0%	0	0.0%
506	329	100%	0	0.0%	0	0.0%	0	0.0%	0	0.0%
507	156	100%	0	0.0%	0	0.0%	0	0.0%	0	0.0%
508	320	99.4%	0	0.0%	2	0.6%	0	0.0%	0	0.0%
509	546	100%	0	0.0%	0	0.0%	0	0.0%	0	0.0%
510	252	91.0%	18	6.5%	7	2.5%	0	0.0%	0	0.0%
511	327	93.7%	17	4.9%	5	1.4%	0	0.0%	0	0.0%
512	530	98.5%	6	1.1%	2	0.4%	0	0.0%	0	0.0%
513	441	100%	0	0.0%	0	0.0%	0	0.0%	0	0.0%
514	740	83.1%	77	8.7%	73	8.2%	0	0.0%	0	0.0%
515	249	98.8%	1	0.4%	2	0.8%	0	0.0%	0	0.0%
516	585	91.4%	35	5.5%	20	3.1%	0	0.0%	0	0.0%
517	594	98.0%	9	1.5%	1	0.2%	2	0.3%	0	0.0%
518	369	100%	0	0.0%	0	0.0%	0	0.0%	0	0.0%
519	244	86.5%	24	8.5%	14	5.0%	0	0.0%	0	0.0%
520	322	100%	0	0.0%	0	0.0%	0	0.0%	0	0.0%
521	429	100%	0	0.0%	0	0.0%	0	0.0%	0	0.0%
522	477	100%	0	0.0%	0	0.0%	0	0.0%	0	0.0%
523	298	100%	0	0.0%	0	0.0%	0	0.0%	0	0.0%
524	301	74.3%	76	18.8%	28	6.9%	0	0.0%	0	0.0%
525	373	85.9%	54	12.4%	7	1.6%	0	0.0%	0	0.0%
526	266	100%	0	0.0%	0	0.0%	0	0.0%	0	0.0%
527	177	85.5%	15	7.2%	7	3.4%	8	3.9%	0	0.0%
528	275	97.5%	1	0.4%	6	2.1%	0	0.0%	0	0.0%
529	143	100%	0	0.0%	0	0.0%	0	0.0%	0	0.0%
530	233	84.4%	29	10.5%	14	5.1%	0	0.0%	0	0.0%

Tabella 23: classi di trattamento nelle cliniche

1.17 Durata della degenza nelle cliniche

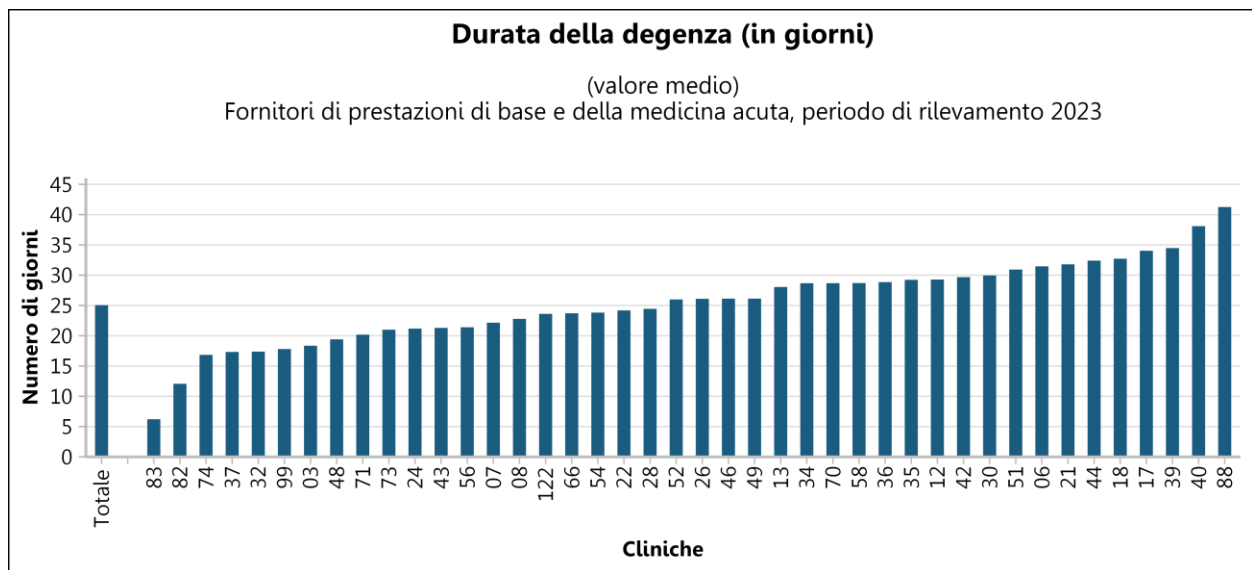


Figura 79: durata della degenza in giorni (valore medio) nei fornitori di prestazioni di base e della medicina acuta

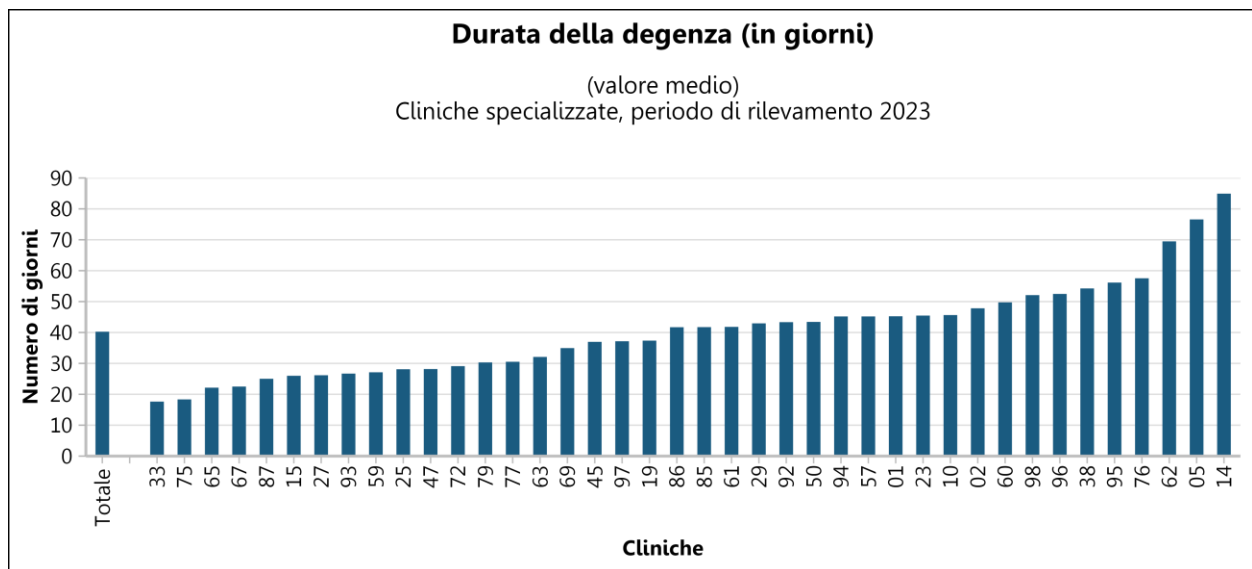


Figura 80: durata della degenza in giorni (valore medio) nelle cliniche specializzate

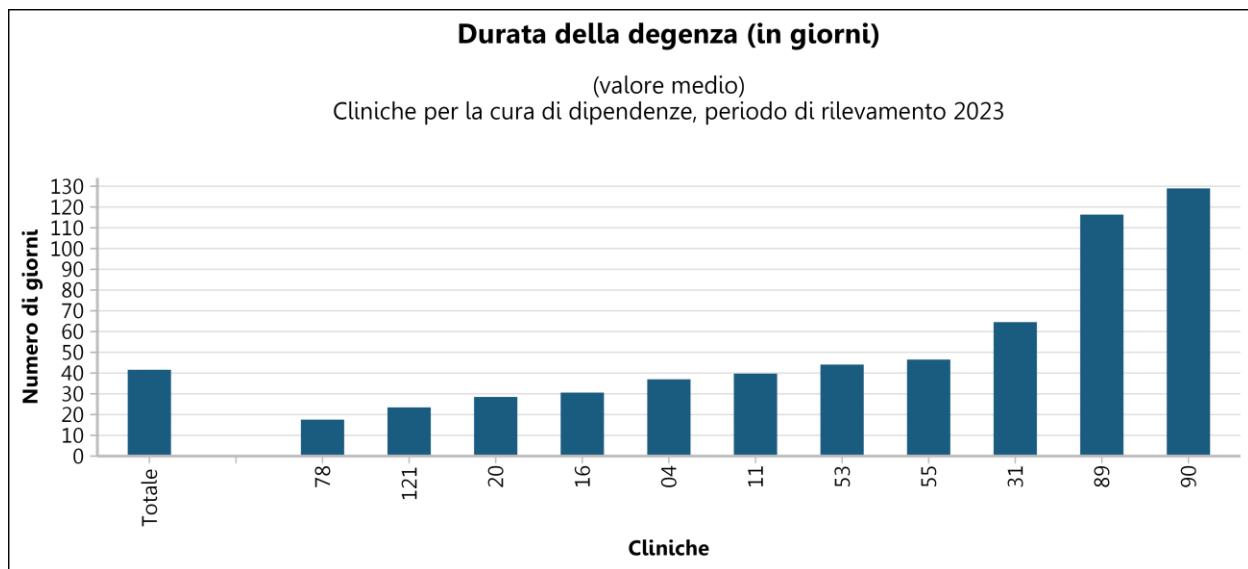


Figura 81: durata della degenza in giorni (valore medio) nelle cliniche per la cura di dipendenze

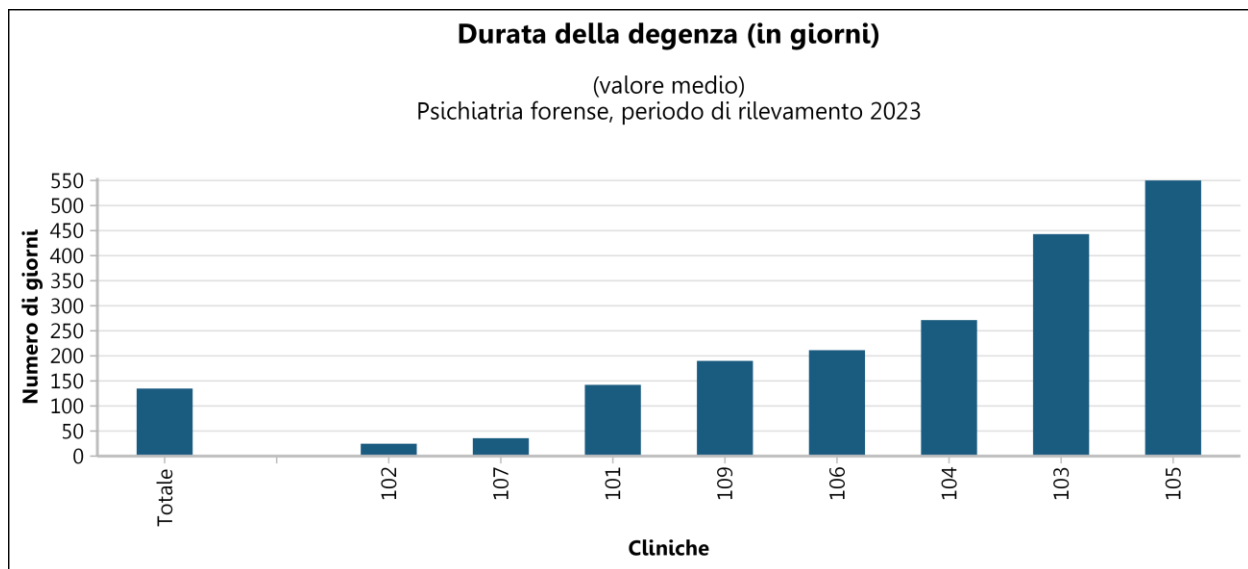


Figura 82: durata della degenza in giorni (valore medio) nelle cliniche di psichiatria forense

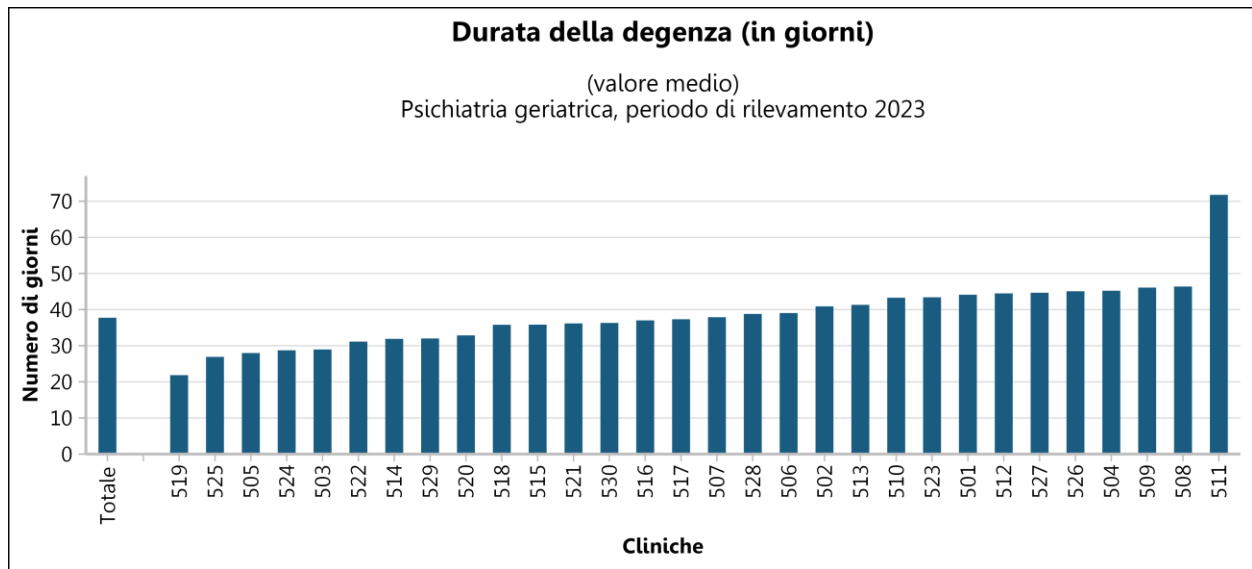


Figura 83: durata della degenza in giorni (valore medio) nelle cliniche di psichiatria geriatrica

Clinica	valore medio	+/- DS	Minimo	Percentile 25	Mediana	Percentile 75	Massimo	N valido	I. m.	
Tutte le cliniche	30.4	48.0	0.0	7.0	20.5	41.9	3344.0	87564	51	
Fornitori di prestazioni di base e della medicina acuta	Totale	25.1	32.2	0.0	6.0	15.0	34.0	1129.0	59957	51
	03	18.4	25.0	0.0	4.0	10.0	25.0	505.0	3639	0
	06	31.5	30.1	0.0	7.0	22.0	49.0	196.8	841	0
	07	22.2	25.8	1.0	7.0	15.0	27.9	290.0	773	0
	08	22.8	33.4	0.0	4.0	11.7	27.0	431.0	2565	0
	12	29.3	18.2	0.0	15.0	29.0	41.0	203.0	1274	0
	13	28.0	38.0	0.0	6.0	16.0	36.0	606.0	2436	0
	17	34.0	26.2	1.0	19.0	33.0	44.0	317.8	1276	0
	18	32.7	25.0	1.0	14.0	27.0	46.6	150.6	309	0
	21	31.8	34.4	0.0	8.0	21.0	43.0	307.8	1584	0
	22	24.2	28.4	0.0	5.0	13.0	34.4	230.8	2906	0
	24	21.2	26.3	0.0	8.0	15.0	26.0	505.0	1470	0
	26	26.1	61.3	0.0	6.0	10.0	22.0	1129.0	2221	1
	28	24.4	30.8	0.0	4.0	14.0	34.0	306.0	1041	0
	30	30.0	36.8	0.0	6.0	17.0	42.0	519.0	1651	0
	32	17.4	27.7	1.0	6.0	13.0	20.0	603.0	1195	0
	34	28.7	31.5	0.0	5.0	17.0	40.0	208.0	1330	0
	35	29.2	36.1	0.0	4.0	15.0	40.1	360.6	1559	0
	36	28.9	35.5	0.0	7.5	18.0	37.5	347.0	743	0
	37	17.3	20.8	0.0	3.0	10.0	24.0	279.0	1940	0
	39	34.5	38.9	0.0	6.0	19.0	52.0	333.1	2029	0
	40	38.1	29.7	0.0	13.0	34.8	56.0	229.0	1343	0
	42	29.7	24.3	1.0	13.0	25.0	39.0	173.0	1006	0
	43	21.3	26.5	0.0	6.0	14.0	28.0	530.4	1999	50
	44	32.4	23.9	1.0	18.0	28.0	42.9	162.0	462	0
	46	26.1	46.2	0.0	6.0	15.0	28.0	1103.0	1905	0
	48	19.4	51.1	0.0	4.7	8.0	19.0	1126.8	736	0
	49	26.1	35.1	0.0	7.0	14.0	30.0	329.1	1201	0
	51	30.9	36.0	0.0	6.0	20.0	45.0	445.0	1324	0
	52	26.0	29.3	0.0	6.0	16.1	37.9	416.0	4290	0
	54	23.8	26.3	0.0	5.0	12.0	35.0	121.0	1243	0
	56	21.4	20.3	0.0	6.0	15.0	30.3	131.0	2681	0
	58	28.7	22.4	0.0	9.0	27.0	44.0	221.0	2017	0

Clinica	valore medio	+/- DS	Minimo	Percentile 25	Mediana	Percentile 75	Massimo	N valido	I. m.	
66	23.7	23.1	0.0	8.0	18.4	31.0	146.0	542	0	
70	28.7	27.7	0.0	9.0	21.0	41.0	176.0	333	0	
71	20.2	23.3	0.0	5.0	13.0	27.0	245.0	867	0	
73	21.0	23.7	0.0	6.0	14.0	27.7	257.0	990	0	
74	16.8	20.1	0.0	4.0	10.0	21.0	192.0	893	0	
82	12.1	14.1	0.0	3.0	8.0	15.0	145.7	1534	0	
83	6.2	3.2	1.0	5.0	6.0	7.0	29.0	510	0	
88	41.3	37.5	2.0	17.0	29.0	55.2	284.2	122	0	
99	17.8	11.1	0.0	9.0	17.0	26.0	56.0	283	0	
122	23.6	36.2	0.0	7.0	16.0	28.0	707.0	894	0	
Cliniche specializzate	Totale	40.3	27.7	0.0	21.0	39.0	53.4	370.0	13151	0
01	45.2	15.4	1.0	40.0	44.0	56.0	92.0	744	0	
02	47.8	24.1	0.0	34.0	49.0	59.0	180.0	750	0	
05	76.6	48.8	1.0	29.5	77.0	116.1	201.5	311	0	
10	45.6	25.3	1.0	28.0	45.0	65.0	98.0	69	0	
14	84.9	65.0	1.0	35.3	75.9	121.6	332.4	115	0	
15	26.0	20.4	0.0	12.0	23.0	35.0	144.0	204	0	
19	37.4	16.4	0.0	28.0	41.0	45.0	140.0	481	0	
23	45.5	22.7	1.0	33.0	43.0	56.0	174.0	513	0	
25	28.1	19.7	1.0	17.0	25.0	33.0	128.0	291	0	
27	26.2	26.5	1.0	7.0	18.0	36.0	188.0	141	0	
29	43.0	8.7	5.0	40.5	41.2	49.0	70.0	393	0	
33	17.6	16.6	1.0	6.0	14.0	23.0	124.5	384	0	
38	54.3	29.2	1.0	30.0	55.0	79.0	120.0	311	0	
45	37.0	24.4	0.0	21.0	33.0	50.0	118.0	223	0	
47	28.2	22.3	0.0	14.0	24.9	35.7	118.5	148	0	
50	43.4	24.6	1.0	23.0	48.0	60.0	146.0	590	0	
57	45.2	16.7	0.0	37.1	46.4	55.4	95.5	654	0	
59	27.1	19.3	0.0	12.0	23.0	39.1	95.0	392	0	
60	49.7	21.1	2.0	33.0	56.0	70.0	71.0	332	0	
61	41.8	13.1	1.0	38.0	43.0	50.0	76.0	569	0	
62	69.5	48.4	3.0	23.1	69.0	101.6	182.0	71	0	
63	32.1	24.3	0.0	15.0	27.0	44.8	168.0	694	0	
65	22.1	10.8	1.0	13.2	21.0	28.0	62.0	206	0	
67	22.5	3.7	19.0	19.0	22.5	26.0	26.0	8	0	
69	34.9	12.4	1.0	29.0	36.0	43.0	89.0	795	0	

Clinica	valore medio	+/- DS	Minimo	Percentile 25	Mediana	Percentile 75	Massimo	N valido	I. m.	
	72	29.1	9.1	1.0	27.0	31.0	34.0	48.0	128	0
	75	18.3	14.4	1.0	7.0	16.0	26.0	95.0	334	0
	76	57.5	44.6	1.0	21.0	45.0	85.5	199.0	431	0
	77	30.5	35.4	1.0	14.0	23.0	34.0	319.0	166	0
	79	30.3	38.1	0.5	8.0	20.0	39.9	370.0	387	0
	85	41.7	35.2	2.0	12.2	33.5	56.8	140.6	38	0
	86	41.7	12.9	1.0	35.8	41.6	50.0	82.5	219	0
	87	25.0	22.9	0.0	8.0	21.0	34.0	122.0	223	0
	92	43.3	42.1	1.0	15.5	35.0	59.0	267.0	131	0
	93	26.7	20.0	1.0	12.8	22.0	37.0	112.0	384	0
	94	45.2	22.8	1.0	26.0	45.0	58.0	111.0	181	0
	95	56.1	43.9	1.0	23.0	42.1	78.6	208.0	206	0
	96	52.5	30.4	1.0	29.0	51.0	72.0	139.0	201	0
	97	37.2	10.5	1.0	34.0	39.6	41.0	59.0	424	0
	98	52.1	25.1	0.0	34.0	51.5	68.8	138.0	309	0
Cliniche per la cura di dipendenze	Totale	41.6	36.9	0.0	18.0	31.0	59.0	713.0	2711	0
	04	37.0	33.6	1.0	13.5	28.0	48.8	185.0	90	0
	11	39.7	24.5	0.0	20.6	37.5	56.9	138.8	605	0
	16	30.6	20.0	1.0	15.0	28.0	45.7	80.7	356	0
	20	28.5	29.1	1.0	8.0	18.0	39.0	124.0	179	0
	31	64.6	33.8	1.0	40.0	72.0	98.0	112.0	85	0
	53	44.1	35.0	1.0	16.0	35.0	65.0	223.0	233	0
	55	46.5	27.5	1.0	21.0	46.2	69.6	125.0	715	0
	78	17.6	10.0	0.0	11.7	17.0	21.0	77.0	164	0
	89	116.4	67.8	3.0	63.0	116.4	178.0	346.0	70	0
	90	129.0	131.0	8.0	45.0	87.0	176.0	713.0	41	0
	121	23.5	5.2	1.0	25.1	25.2	25.4	28.0	173	0
Psichiatria forense	Totale	134.8	337.5	0.0	6.0	15.0	48.0	2486.0	735	0
	101	142.2	347.3	1.0	6.0	11.0	24.5	1432.1	75	0
	102	24.7	89.2	0.0	7.0	13.0	23.0	1452.8	289	0
	103	443.0	440.4	17.0	86.0	285.8	671.4	1479.7	15	0
	104	271.4	341.0	2.0	21.5	142.0	456.5	1239.0	63	0
	105	550.1	519.1	8.0	68.2	429.0	982.4	1419.0	48	0
	106	211.3	527.7	0.0	2.0	5.0	14.0	2486.0	109	0
	107	35.7	40.4	1.0	9.0	24.0	46.0	267.7	115	0

Clinica	valore medio	+/- DS	Minimo	Percentile 25	Mediana	Percentile 75	Massimo	N valido	I. m.	
	109	190.0	406.3	2.0	4.0	30.0	62.0	1273.0	21	0
Psichiatria geriatrica	Totale	37.8	52.3	0.0	15.0	29.0	48.0	3344.0	11010	0
	501	44.1	32.3	3.0	20.5	38.0	58.0	149.0	87	0
	502	40.9	36.3	1.0	18.0	32.0	53.0	218.0	373	0
	503	29.0	23.7	1.0	14.0	23.0	36.0	147.0	197	0
	504	45.2	33.4	0.0	21.0	40.5	63.8	225.0	162	0
	505	28.0	18.9	0.0	13.0	26.0	40.8	117.0	655	0
	506	39.1	34.9	1.0	17.0	30.0	50.0	341.0	329	0
	507	37.9	36.2	0.0	17.8	29.0	42.2	242.0	156	0
	508	46.4	38.4	1.0	23.0	35.0	56.0	269.0	322	0
	509	46.1	60.7	1.0	12.2	28.0	52.8	686.0	546	0
	510	43.3	30.5	0.0	19.0	36.0	64.0	158.0	277	0
	511	71.8	225.0	0.0	24.0	41.0	71.0	3344.0	349	0
	512	44.5	40.9	1.0	14.2	33.0	62.8	238.0	538	0
	513	41.3	34.3	0.0	17.0	34.0	56.0	254.0	441	0
	514	31.9	26.0	0.0	15.0	27.0	42.0	368.0	890	0
	515	35.8	30.6	0.0	14.8	29.0	51.0	241.0	252	0
	516	37.0	29.6	0.0	15.0	32.0	51.0	264.0	640	0
	517	37.3	32.1	0.0	14.2	29.0	49.8	198.8	606	0
	518	35.8	31.7	0.0	15.0	27.0	46.0	258.0	369	0
	519	21.9	15.6	0.0	13.0	20.0	29.0	142.0	282	0
	520	32.9	29.6	1.0	13.0	25.0	43.0	249.0	322	0
	521	36.2	31.7	0.0	14.0	28.0	47.0	220.5	429	0
	522	31.1	35.5	0.0	8.0	19.0	40.0	248.7	477	0
	523	43.4	34.3	0.0	18.0	35.0	59.0	209.0	298	0
	524	28.7	18.3	0.0	15.0	26.0	40.0	112.0	405	0
	525	26.9	24.9	0.0	10.0	20.1	35.0	176.0	434	0
	526	45.1	43.5	0.0	14.0	30.5	61.2	209.0	266	0
	527	44.7	32.3	1.0	24.0	40.0	56.6	266.2	207	0
	528	38.8	29.8	0.0	21.0	32.0	49.8	292.0	282	0
	529	32.0	28.4	1.0	15.0	24.0	37.0	187.0	143	0
	530	36.3	25.3	1.0	17.0	34.0	49.0	146.0	276	0

Tabella 24: durata della degenza nelle cliniche

1.18 Periodo di misurazione HoNOS <= 24 ore

I casi per i quali intercorrono meno di 24 ore tra la misurazione all'ammissione con HoNOS e la dimissione dalla clinica sono esclusi dai confronti tra cliniche relativi alla misurazione in questione.

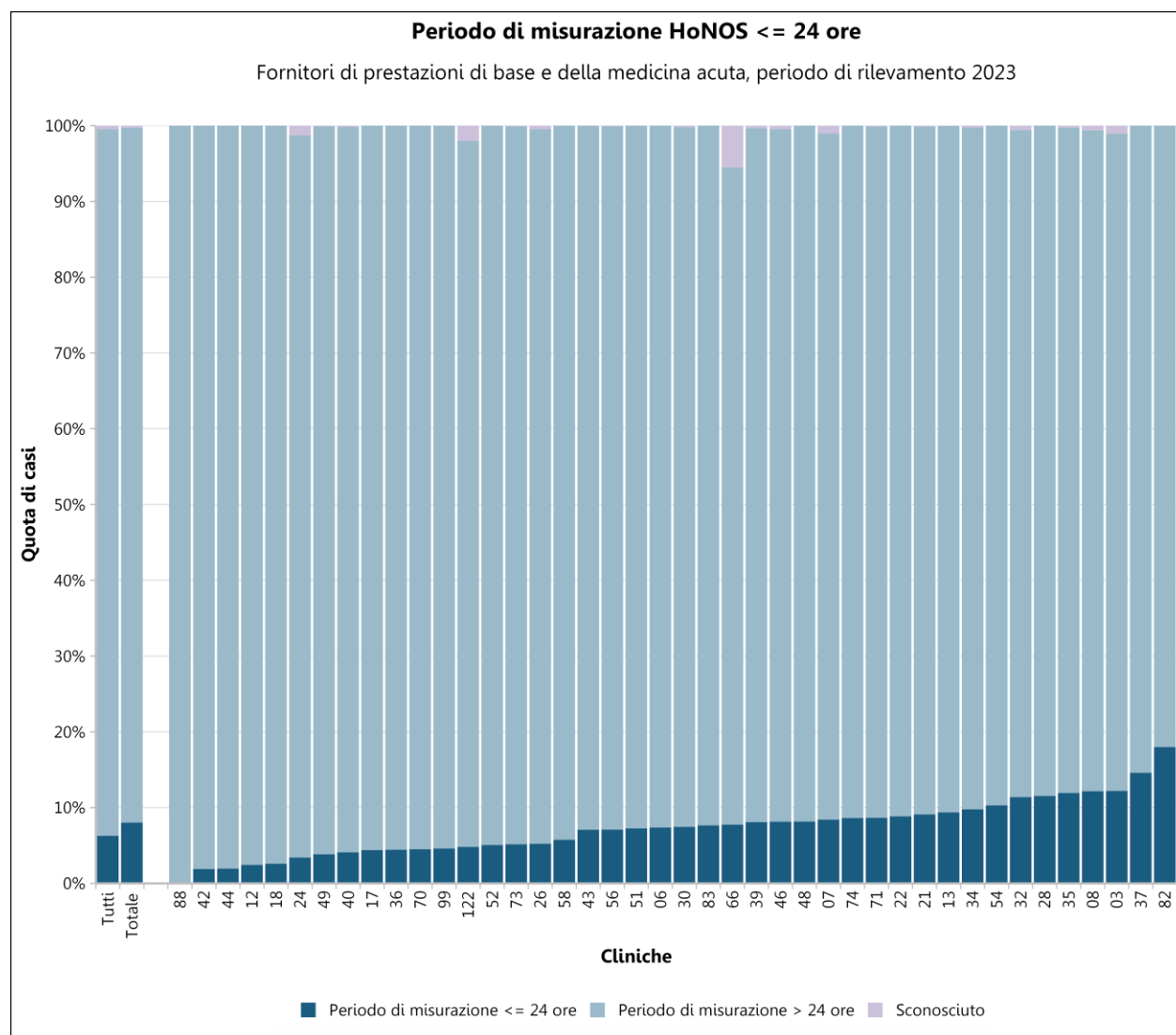


Figura 84: quota di casi con periodo di misurazione HoNOS <= 24 ore nei fornitori di prestazioni di base e della medicina acuta

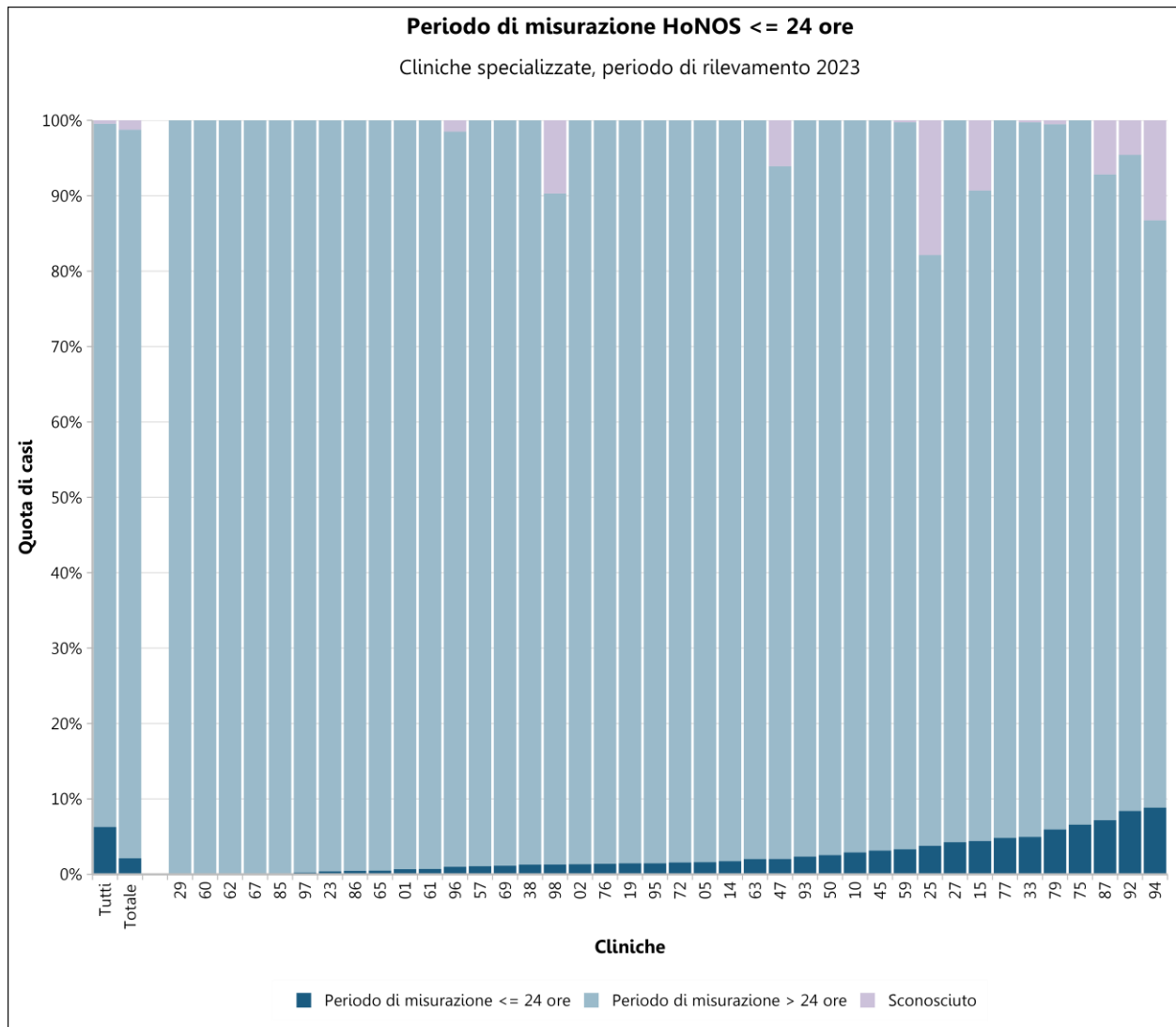


Figura 85: quota di casi con periodo di misurazione HoNOS <= 24 ore nelle cliniche specializzate

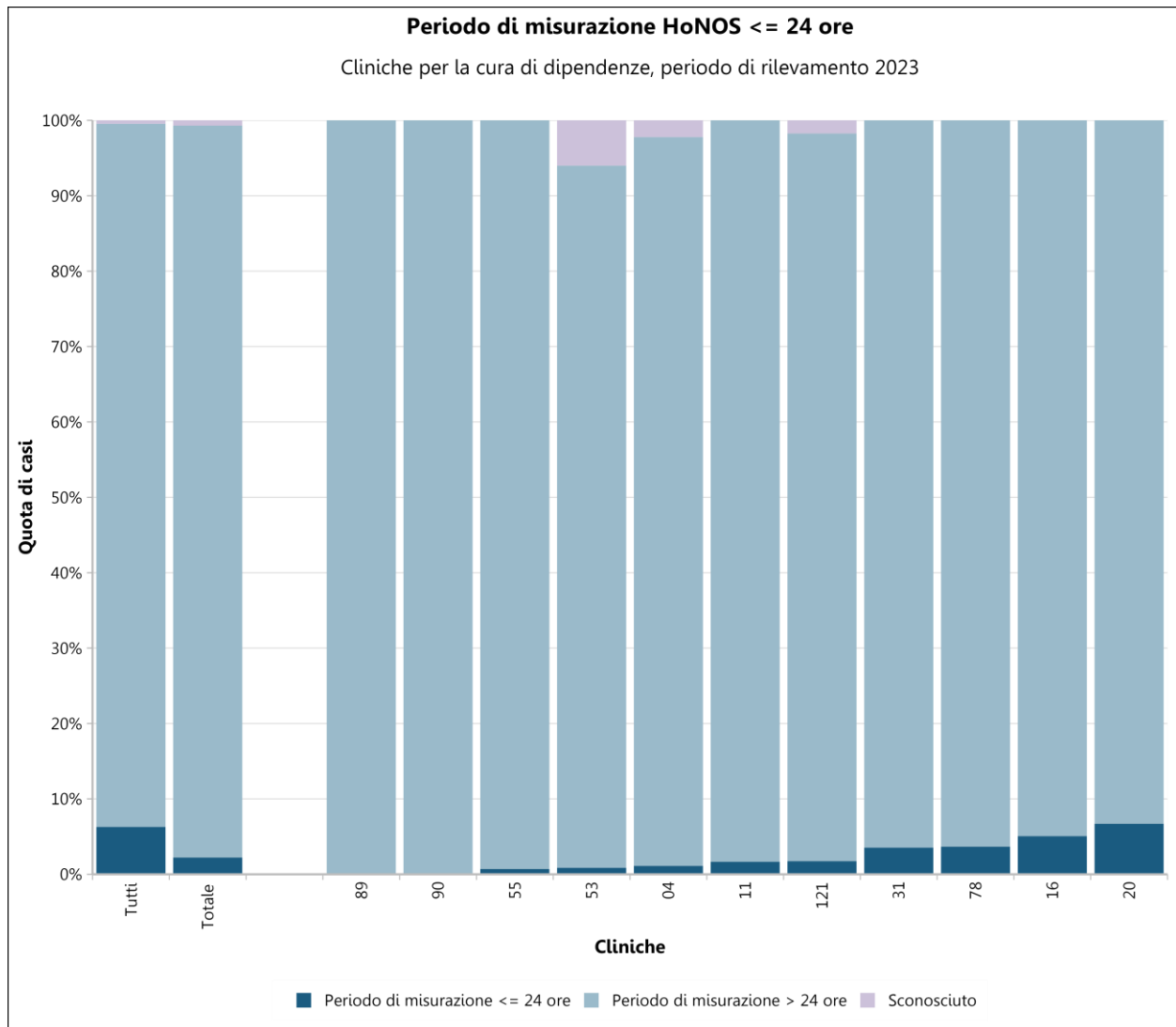


Figura 86: quota di casi con periodo di misurazione HoNOS <= 24 ore nelle cliniche per la cura di dipendenze

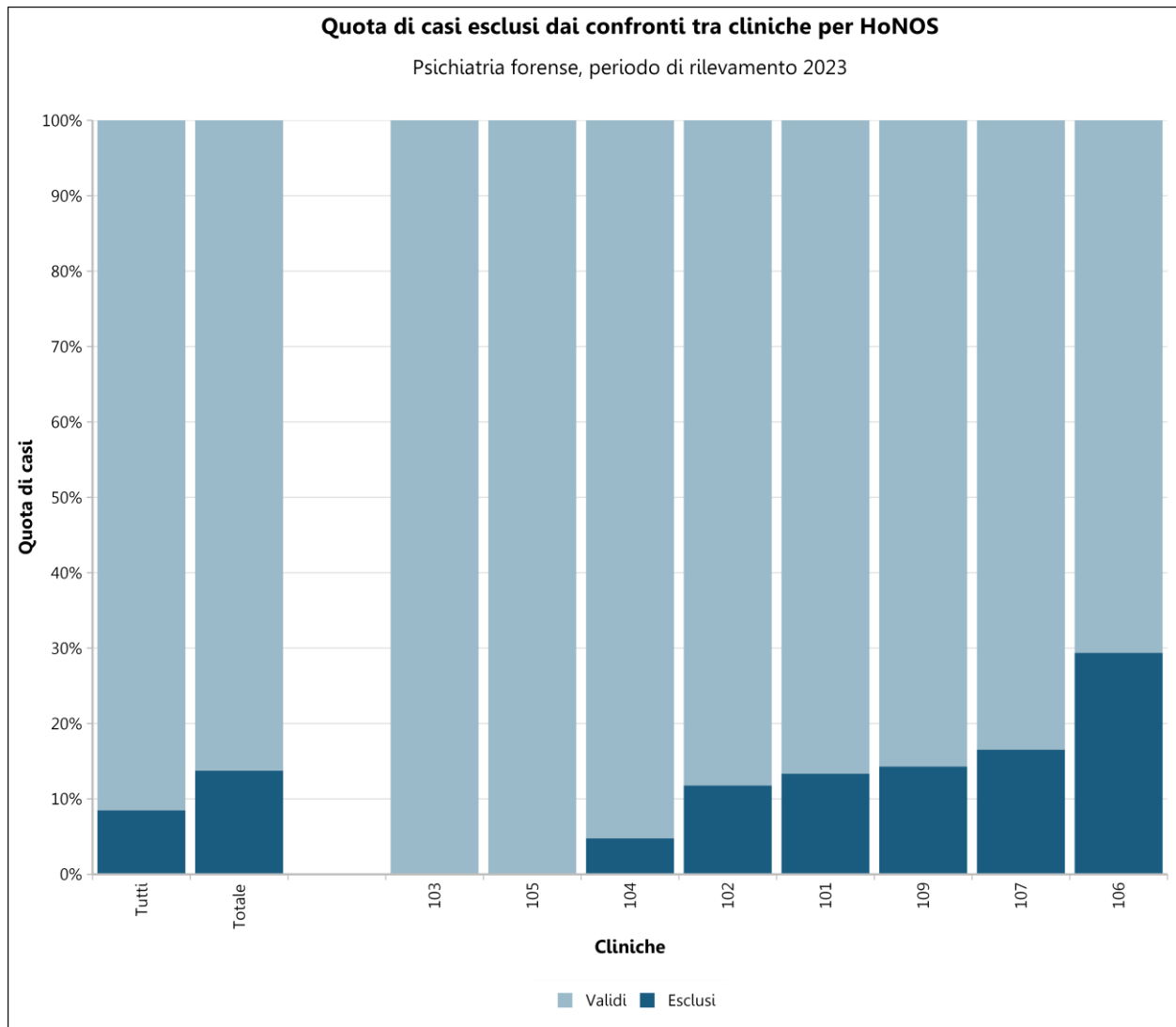


Figura 87: quota di casi con periodo di misurazione HoNOS <= 24 ore nelle cliniche di psichiatria forense

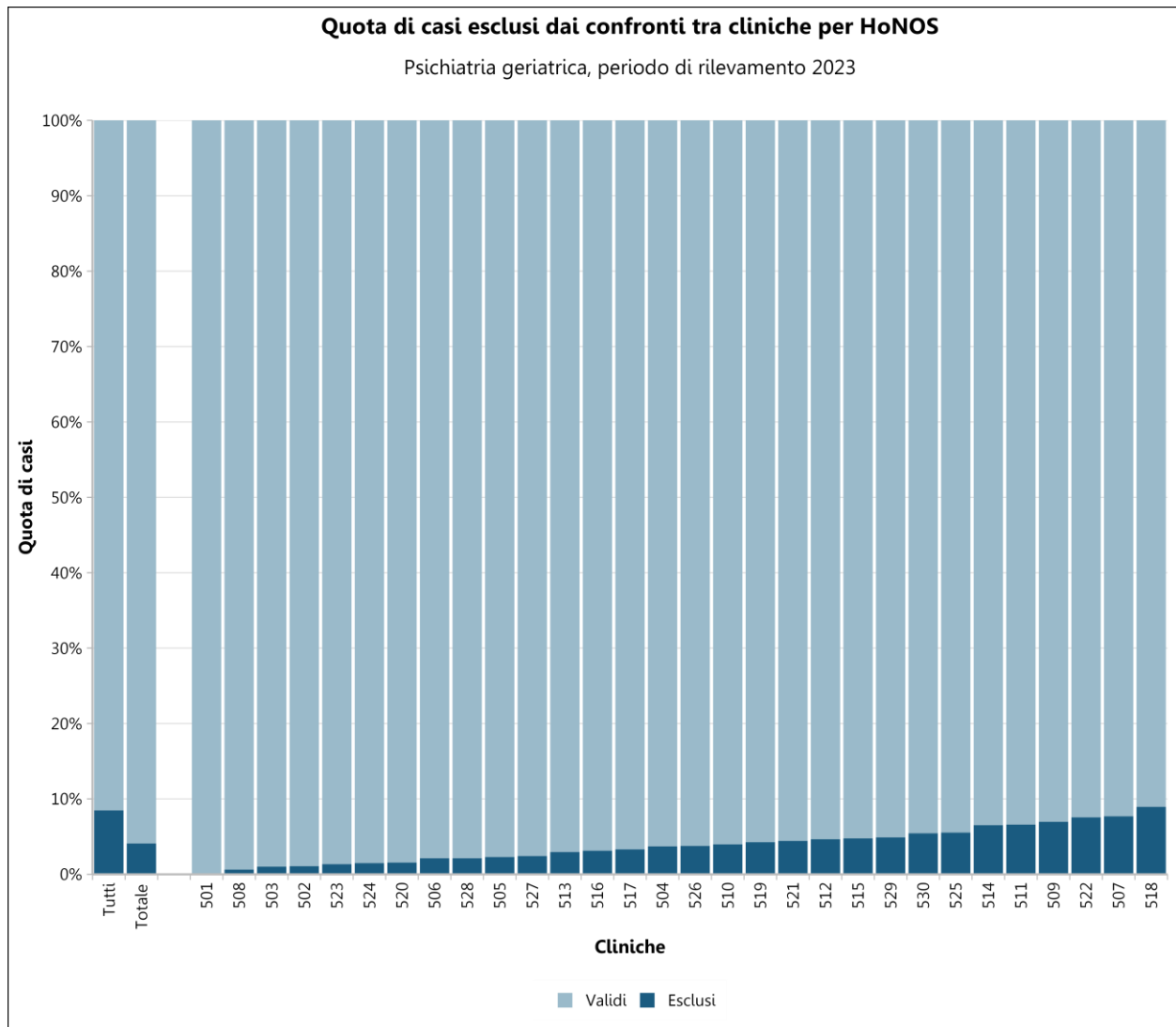


Figura 88: quota di casi con periodo di misurazione HoNOS <= 24 ore nelle cliniche di psichiatria geriatrica

Clinica	Periodo di misurazione > 24 ore		Periodo di misurazione <= 24 ore		Sconosciuto		
Tutte le cliniche		81720	93.3%	5499	6.3%	396	0.5%
Fornitori di prestazioni di base e della medicina acuta	Totale	55011	91.7%	4815	8.0%	182	0.3%
	03	3157	86.8%	444	12.2%	38	1.0%
	06	779	92.6%	62	7.4%	0	0.0%
	07	700	90.6%	65	8.4%	8	1.0%
	08	2237	87.2%	312	12.2%	16	0.6%
	12	1243	97.6%	31	2.4%	0	0.0%
	13	2207	90.6%	228	9.4%	1	0.0%
	17	1220	95.6%	56	4.4%	0	0.0%
	18	301	97.4%	8	2.6%	0	0.0%
	21	1438	90.8%	144	9.1%	2	0.1%
	22	2649	91.2%	257	8.8%	0	0.0%
	24	1401	95.3%	50	3.4%	19	1.3%
	26	2096	94.3%	116	5.2%	10	0.5%
	28	921	88.5%	120	11.5%	0	0.0%
	30	1525	92.4%	123	7.5%	3	0.2%
	32	1052	88.0%	136	11.4%	7	0.6%
	34	1197	90.0%	130	9.8%	3	0.2%
	35	1369	87.8%	186	11.9%	4	0.3%
	36	710	95.6%	33	4.4%	0	0.0%
	37	1657	85.4%	283	14.6%	0	0.0%
	39	1858	91.6%	164	8.1%	7	0.3%
	40	1286	95.8%	55	4.1%	2	0.1%
	42	987	98.1%	19	1.9%	0	0.0%
	43	1904	92.9%	145	7.1%	0	0.0%
	44	453	98.1%	9	1.9%	0	0.0%
	46	1741	91.4%	155	8.1%	9	0.5%
	48	676	91.8%	60	8.2%	0	0.0%
	49	1154	96.1%	46	3.8%	1	0.1%
	51	1228	92.7%	96	7.3%	0	0.0%
	52	4073	94.9%	217	5.1%	0	0.0%

Clinica	Periodo di misurazione > 24 ore	Periodo di misurazione < = 24 ore	Sconosciuto				
	54	1115	89.7%	128	10.3%	0	0.0%
	56	2489	92.8%	190	7.1%	2	0.1%
	58	1901	94.2%	116	5.8%	0	0.0%
	66	470	86.7%	42	7.7%	30	5.5%
	70	318	95.5%	15	4.5%	0	0.0%
	71	791	91.2%	75	8.7%	1	0.1%
	73	938	94.7%	51	5.2%	1	0.1%
	74	816	91.4%	77	8.6%	0	0.0%
	82	1258	82.0%	276	18.0%	0	0.0%
	83	471	92.4%	39	7.6%	0	0.0%
	88	122	100%	0	0.0%	0	0.0%
	99	270	95.4%	13	4.6%	0	0.0%
	122	833	93.2%	43	4.8%	18	2.0%
Cliniche specializzate	Totale	12709	96.6%	279	2.1%	163	1.2%
	01	739	99.3%	5	0.7%	0	0.0%
	02	740	98.7%	10	1.3%	0	0.0%
	05	306	98.4%	5	1.6%	0	0.0%
	10	67	97.1%	2	2.9%	0	0.0%
	14	113	98.3%	2	1.7%	0	0.0%
	15	176	86.3%	9	4.4%	19	9.3%
	19	474	98.5%	7	1.5%	0	0.0%
	23	511	99.6%	2	0.4%	0	0.0%
	25	228	78.4%	11	3.8%	52	17.9%
	27	135	95.7%	6	4.3%	0	0.0%
	29	393	100%	0	0.0%	0	0.0%
	33	364	94.8%	19	4.9%	1	0.3%
	38	307	98.7%	4	1.3%	0	0.0%
	45	216	96.9%	7	3.1%	0	0.0%
	47	136	91.9%	3	2.0%	9	6.1%
	50	575	97.5%	15	2.5%	0	0.0%
	57	647	98.9%	7	1.1%	0	0.0%
	59	378	96.4%	13	3.3%	1	0.3%
	60	332	100%	0	0.0%	0	0.0%

Clinica	Periodo di misurazione > 24 ore	Periodo di misurazione <= 24 ore	Sconosciuto				
	61	565	99.3%	4	0.7%	0	0.0%
	62	71	100%	0	0.0%	0	0.0%
	63	680	98.0%	14	2.0%	0	0.0%
	65	205	99.5%	1	0.5%	0	0.0%
	67	8	100%	0	0.0%	0	0.0%
	69	786	98.9%	9	1.1%	0	0.0%
	72	126	98.4%	2	1.6%	0	0.0%
	75	312	93.4%	22	6.6%	0	0.0%
	76	425	98.6%	6	1.4%	0	0.0%
	77	158	95.2%	8	4.8%	0	0.0%
	79	362	93.5%	23	5.9%	2	0.5%
	85	38	100%	0	0.0%	0	0.0%
	86	218	99.5%	1	0.5%	0	0.0%
	87	191	85.7%	16	7.2%	16	7.2%
	92	114	87.0%	11	8.4%	6	4.6%
	93	375	97.7%	9	2.3%	0	0.0%
	94	141	77.9%	16	8.8%	24	13.3%
	95	203	98.5%	3	1.5%	0	0.0%
	96	196	97.5%	2	1.0%	3	1.5%
	97	423	99.8%	1	0.2%	0	0.0%
	98	275	89.0%	4	1.3%	30	9.7%
Cliniche per la cura di dipendenze	Totale	2632	97.1%	60	2.2%	19	0.7%
	04	87	96.7%	1	1.1%	2	2.2%
	11	595	98.3%	10	1.7%	0	0.0%
	16	338	94.9%	18	5.1%	0	0.0%
	20	167	93.3%	12	6.7%	0	0.0%
	31	82	96.5%	3	3.5%	0	0.0%
	53	217	93.1%	2	0.9%	14	6.0%
	55	710	99.3%	5	0.7%	0	0.0%
	78	158	96.3%	6	3.7%	0	0.0%
	89	70	100%	0	0.0%	0	0.0%
	90	41	100%	0	0.0%	0	0.0%

	Clinica	Periodo di misurazione > 24 ore		Periodo di misurazione < = 24 ore		Sconosciuto		
Psichiatria forense		121	167	96.5%	3	1.7%	3	1.7%
	Totale	676	92.0%	42	5.7%	17	2.3%	
		101	68	90.7%	7	9.3%	0	0.0%
		102	276	95.5%	5	1.7%	8	2.8%
		103	15	100%	0	0.0%	0	0.0%
		104	63	100%	0	0.0%	0	0.0%
		105	48	100%	0	0.0%	0	0.0%
		106	82	75.2%	20	18.3%	7	6.4%
		107	106	92.2%	8	7.0%	1	0.9%
Psichiatria geriatrica		109	18	85.7%	2	9.5%	1	4.8%
	Totale	10692	97.1%	303	2.8%	15	0.1%	
		501	87	100%	0	0.0%	0	0.0%
		502	369	98.9%	4	1.1%	0	0.0%
		503	195	99.0%	2	1.0%	0	0.0%
		504	157	96.9%	5	3.1%	0	0.0%
		505	641	97.9%	14	2.1%	0	0.0%
		506	325	98.8%	4	1.2%	0	0.0%
		507	152	97.4%	4	2.6%	0	0.0%
		508	320	99.4%	2	0.6%	0	0.0%
		509	528	96.7%	18	3.3%	0	0.0%
		510	268	96.8%	9	3.2%	0	0.0%
		511	334	95.7%	11	3.2%	4	1.1%
		512	515	95.7%	23	4.3%	0	0.0%
		513	430	97.5%	11	2.5%	0	0.0%
		514	856	96.2%	32	3.6%	2	0.2%
		515	240	95.2%	12	4.8%	0	0.0%
		516	622	97.2%	18	2.8%	0	0.0%
		517	587	96.9%	19	3.1%	0	0.0%
		518	359	97.3%	8	2.2%	2	0.5%
	519	274	97.2%	8	2.8%	0	0.0%	
	520	317	98.4%	5	1.6%	0	0.0%	
	521	411	95.8%	15	3.5%	3	0.7%	
	522	447	93.7%	29	6.1%	1	0.2%	

Clinica	Periodo di misurazione > 24 ore	Periodo di misurazione <= 24 ore	Sconosciuto
523	294	98.7%	4
524	399	98.5%	6
525	416	95.9%	16
526	258	97.0%	8
527	206	99.5%	1
528	276	97.9%	6
529	139	97.2%	3
530	270	97.8%	6

Tabella 25: quota di casi con periodo di misurazione HoNOS <= 24 ore nelle cliniche

1.19 Periodo di misurazione BSCL <= 24 ore

I casi per i quali intercorrono meno di 24 ore tra la misurazione all'ammissione con BSCL e la dimissione dalla clinica sono esclusi dai confronti tra cliniche relativi alla misurazione in questione.

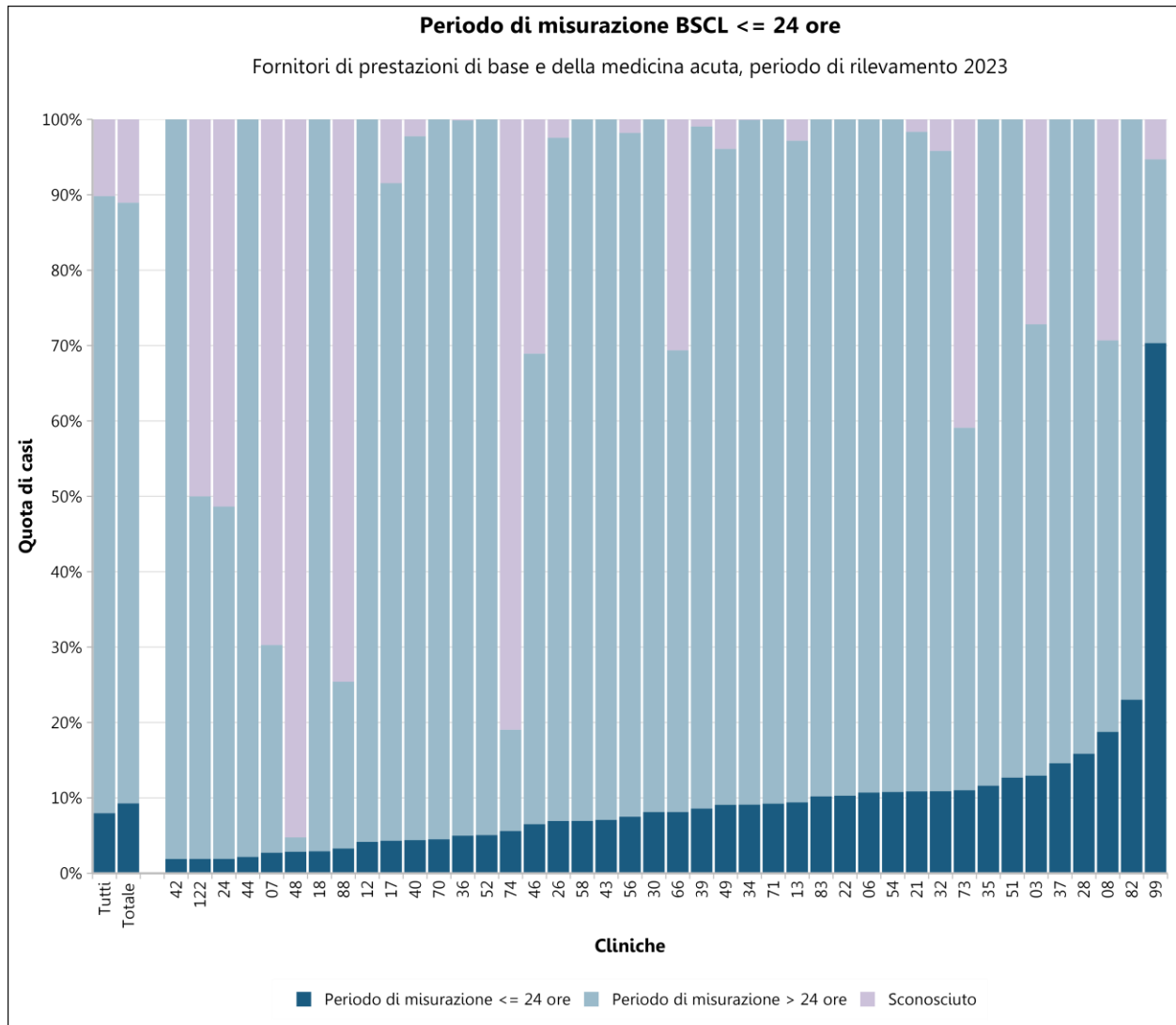


Figura 89: quota di casi con periodo di misurazione BSCL <= 24 ore nei fornitori di prestazioni di base e della medicina acuta

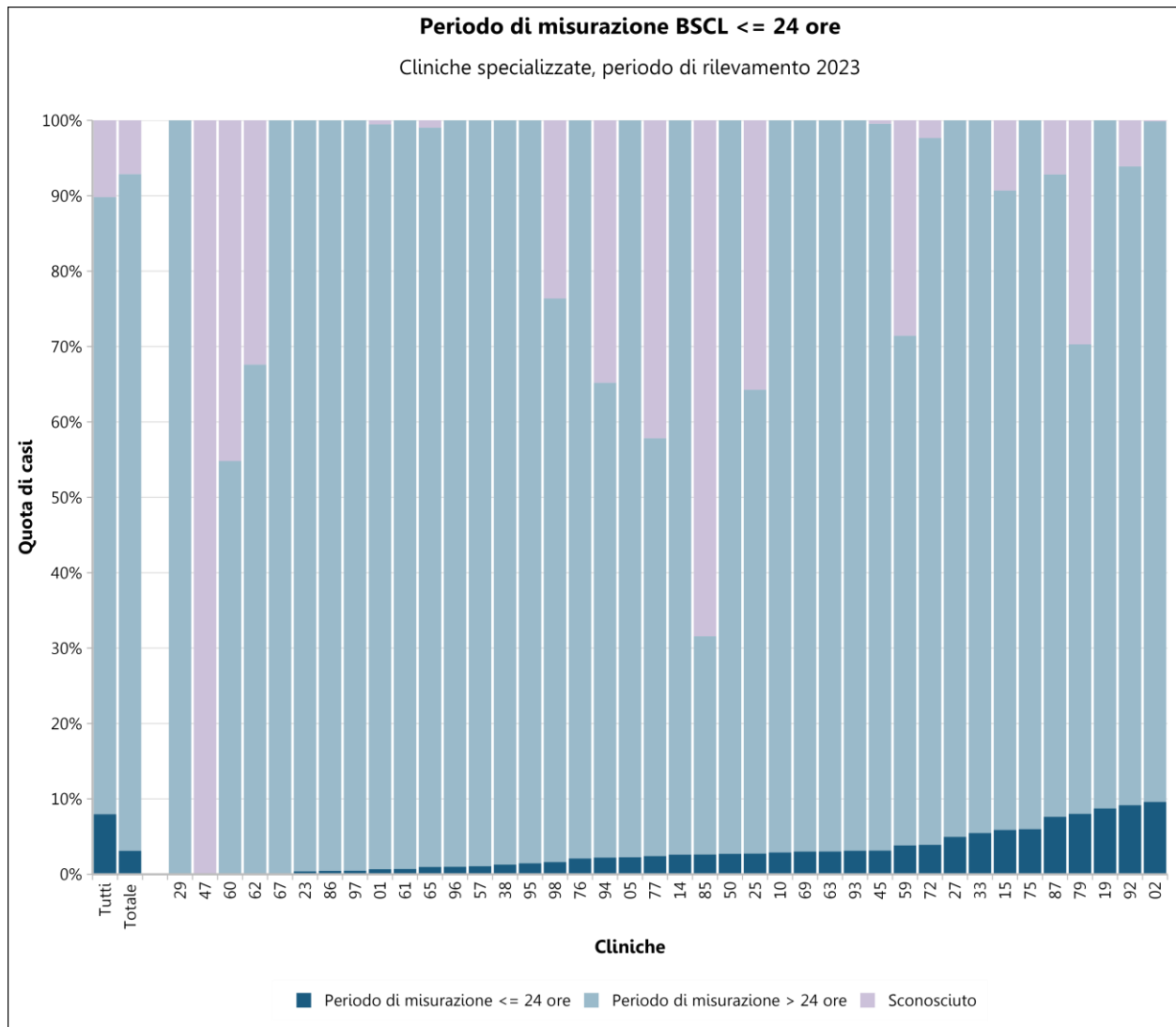


Figura 90: quota di casi con periodo di misurazione BSCL <= 24 ore nelle cliniche specializzate

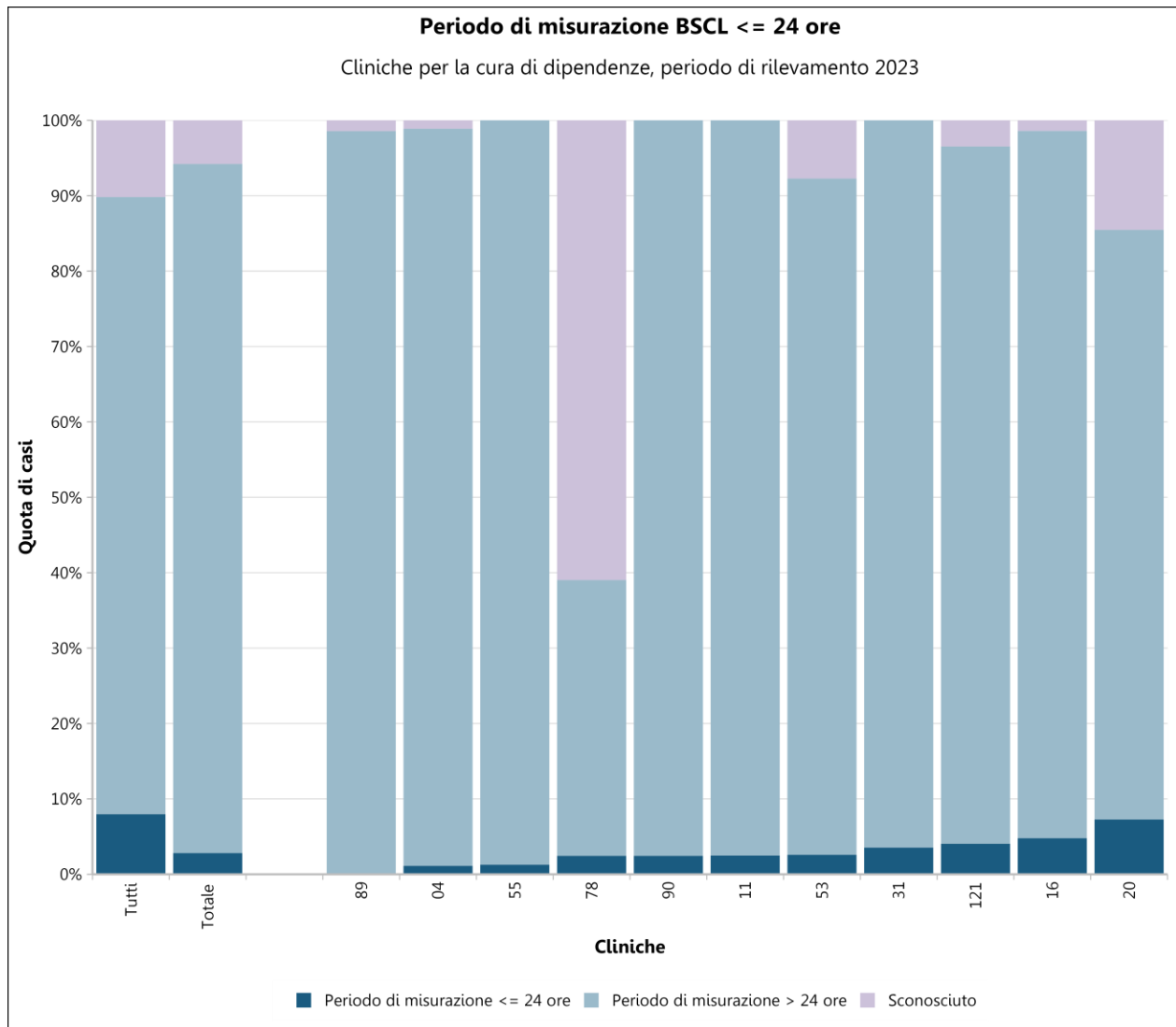


Figura 91: quota di casi con periodo di misurazione BSCL <= 24 ore nelle cliniche per la cura di dipendenze

Clinica	Periodo di misurazione > 24 ore		Periodo di misurazione <= 24 ore		Sconosciuto		
Tutte le cliniche		62105	81.9%	6042	8.0%	7723	10.2%
Fornitori di prestazioni di base e della medicina acuta	Totale	47823	79.7%	5557	9.3%	6628	11.0%
	03	2179	59.9%	471	12.9%	989	27.2%
	06	751	89.3%	90	10.7%	0	0.0%
	07	213	27.6%	21	2.7%	539	69.7%
	08	1332	51.9%	481	18.8%	752	29.3%
	12	1221	95.8%	53	4.2%	0	0.0%
	13	2138	87.8%	229	9.4%	69	2.8%
	17	1113	87.2%	55	4.3%	108	8.5%
	18	300	97.1%	9	2.9%	0	0.0%
	21	1386	87.5%	172	10.9%	26	1.6%
	22	2607	89.7%	299	10.3%	0	0.0%
	24	687	46.7%	28	1.9%	755	51.4%
	26	2014	90.6%	154	6.9%	54	2.4%
	28	876	84.1%	165	15.9%	0	0.0%
	30	1517	91.9%	134	8.1%	0	0.0%
	32	1015	84.9%	130	10.9%	50	4.2%
	34	1208	90.8%	121	9.1%	1	0.1%
	35	1378	88.4%	181	11.6%	0	0.0%
	36	705	94.9%	37	5.0%	1	0.1%
	37	1657	85.4%	283	14.6%	0	0.0%
	39	1836	90.5%	174	8.6%	19	0.9%
	40	1254	93.4%	59	4.4%	30	2.2%
	42	987	98.1%	19	1.9%	0	0.0%
	43	1904	92.9%	145	7.1%	0	0.0%
	44	452	97.8%	10	2.2%	0	0.0%
	46	1189	62.4%	124	6.5%	592	31.1%
	48	14	1.9%	21	2.9%	701	95.2%
	49	1045	87.0%	109	9.1%	47	3.9%
	51	1156	87.3%	168	12.7%	0	0.0%
	52	4073	94.9%	217	5.1%	0	0.0%

Clinica	Periodo di misurazione > 24 ore	Periodo di misurazione < = 24 ore	Sconosciuto				
	54	1109	89.2%	134	10.8%	0	0.0%
	56	2432	90.7%	201	7.5%	48	1.8%
	58	1877	93.1%	140	6.9%	0	0.0%
	66	332	61.3%	44	8.1%	166	30.6%
	70	318	95.5%	15	4.5%	0	0.0%
	71	787	90.8%	80	9.2%	0	0.0%
	73	476	48.1%	109	11.0%	405	40.9%
	74	120	13.4%	50	5.6%	723	81.0%
	82	1181	77.0%	353	23.0%	0	0.0%
	83	458	89.8%	52	10.2%	0	0.0%
	88	27	22.1%	4	3.3%	91	74.6%
	99	69	24.4%	199	70.3%	15	5.3%
	122	430	48.1%	17	1.9%	447	50.0%
Cliniche specializzate	Totale	11804	89.8%	409	3.1%	938	7.1%
	01	735	98.8%	5	0.7%	4	0.5%
	02	677	90.3%	72	9.6%	1	0.1%
	05	304	97.7%	7	2.3%	0	0.0%
	10	67	97.1%	2	2.9%	0	0.0%
	14	112	97.4%	3	2.6%	0	0.0%
	15	173	84.8%	12	5.9%	19	9.3%
	19	439	91.3%	42	8.7%	0	0.0%
	23	511	99.6%	2	0.4%	0	0.0%
	25	179	61.5%	8	2.7%	104	35.7%
	27	134	95.0%	7	5.0%	0	0.0%
	29	393	100%	0	0.0%	0	0.0%
	33	363	94.5%	21	5.5%	0	0.0%
	38	307	98.7%	4	1.3%	0	0.0%
	45	215	96.4%	7	3.1%	1	0.4%
	47	0	0.0%	0	0.0%	148	100%
	50	574	97.3%	16	2.7%	0	0.0%
	57	647	98.9%	7	1.1%	0	0.0%
	59	265	67.6%	15	3.8%	112	28.6%
	60	182	54.8%	0	0.0%	150	45.2%

Clinica	Periodo di misurazione > 24 ore	Periodo di misurazione < = 24 ore	Sconosciuto				
	61	565	99.3%	4	0.7%	0	0.0%
	62	48	67.6%	0	0.0%	23	32.4%
	63	673	97.0%	21	3.0%	0	0.0%
	65	202	98.1%	2	1.0%	2	1.0%
	67	8	100%	0	0.0%	0	0.0%
	69	771	97.0%	24	3.0%	0	0.0%
	72	120	93.8%	5	3.9%	3	2.3%
	75	314	94.0%	20	6.0%	0	0.0%
	76	422	97.9%	9	2.1%	0	0.0%
	77	92	55.4%	4	2.4%	70	42.2%
	79	241	62.3%	31	8.0%	115	29.7%
	85	11	28.9%	1	2.6%	26	68.4%
	86	218	99.5%	1	0.5%	0	0.0%
	87	190	85.2%	17	7.6%	16	7.2%
	92	111	84.7%	12	9.2%	8	6.1%
	93	372	96.9%	12	3.1%	0	0.0%
	94	114	63.0%	4	2.2%	63	34.8%
	95	203	98.5%	3	1.5%	0	0.0%
	96	199	99.0%	2	1.0%	0	0.0%
	97	422	99.5%	2	0.5%	0	0.0%
	98	231	74.8%	5	1.6%	73	23.6%
Cliniche per la cura di dipendenze	Totale	2478	91.4%	76	2.8%	157	5.8%
	04	88	97.8%	1	1.1%	1	1.1%
	11	590	97.5%	15	2.5%	0	0.0%
	16	334	93.8%	17	4.8%	5	1.4%
	20	140	78.2%	13	7.3%	26	14.5%
	31	82	96.5%	3	3.5%	0	0.0%
	53	209	89.7%	6	2.6%	18	7.7%
	55	706	98.7%	9	1.3%	0	0.0%
	78	60	36.6%	4	2.4%	100	61.0%
	89	69	98.6%	0	0.0%	1	1.4%
	90	40	97.6%	1	2.4%	0	0.0%

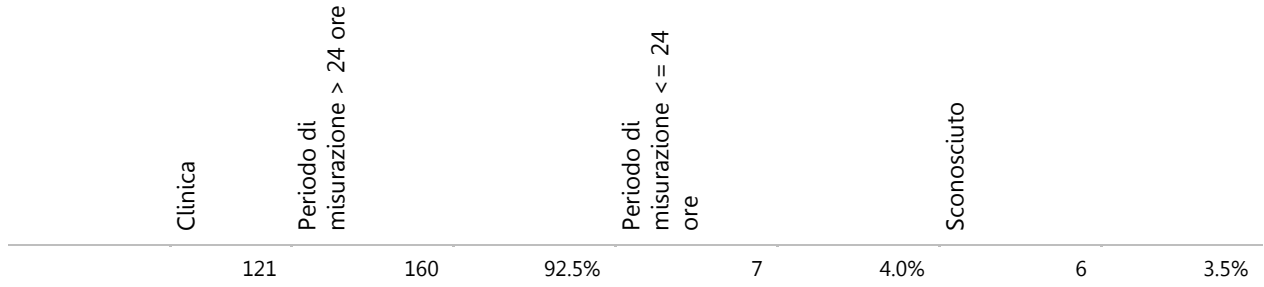


Tabella 26: quota di casi con periodo di misurazione BSCL \leq 24 ore nelle cliniche

1.20 Casi esclusi HoNOS

I casi con una qualità dei dati insufficiente (ossia, indicazioni mancanti concernenti il sesso, l'età, la diagnosi principale oppure qualità dei dati HoNOS lacunosa – vedere il rapporto sulla qualità dei dati), i dropout HoNOS e/o i casi riguardanti degenze di breve durata sono esclusi dai confronti tra cliniche.

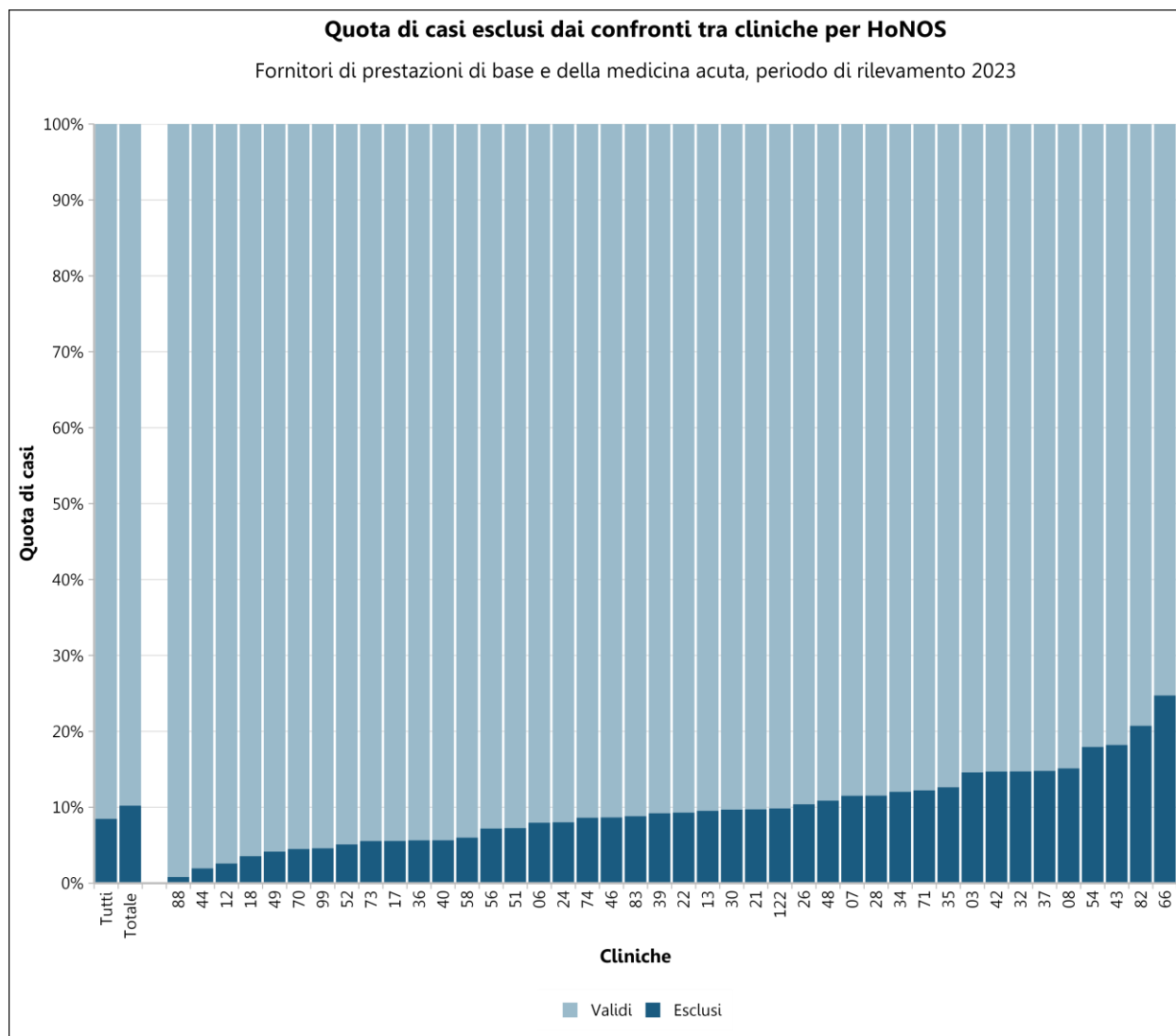


Figura 92: quota di casi esclusi dai confronti tra cliniche per HoNOS nei fornitori di prestazioni di base e della medicina acuta

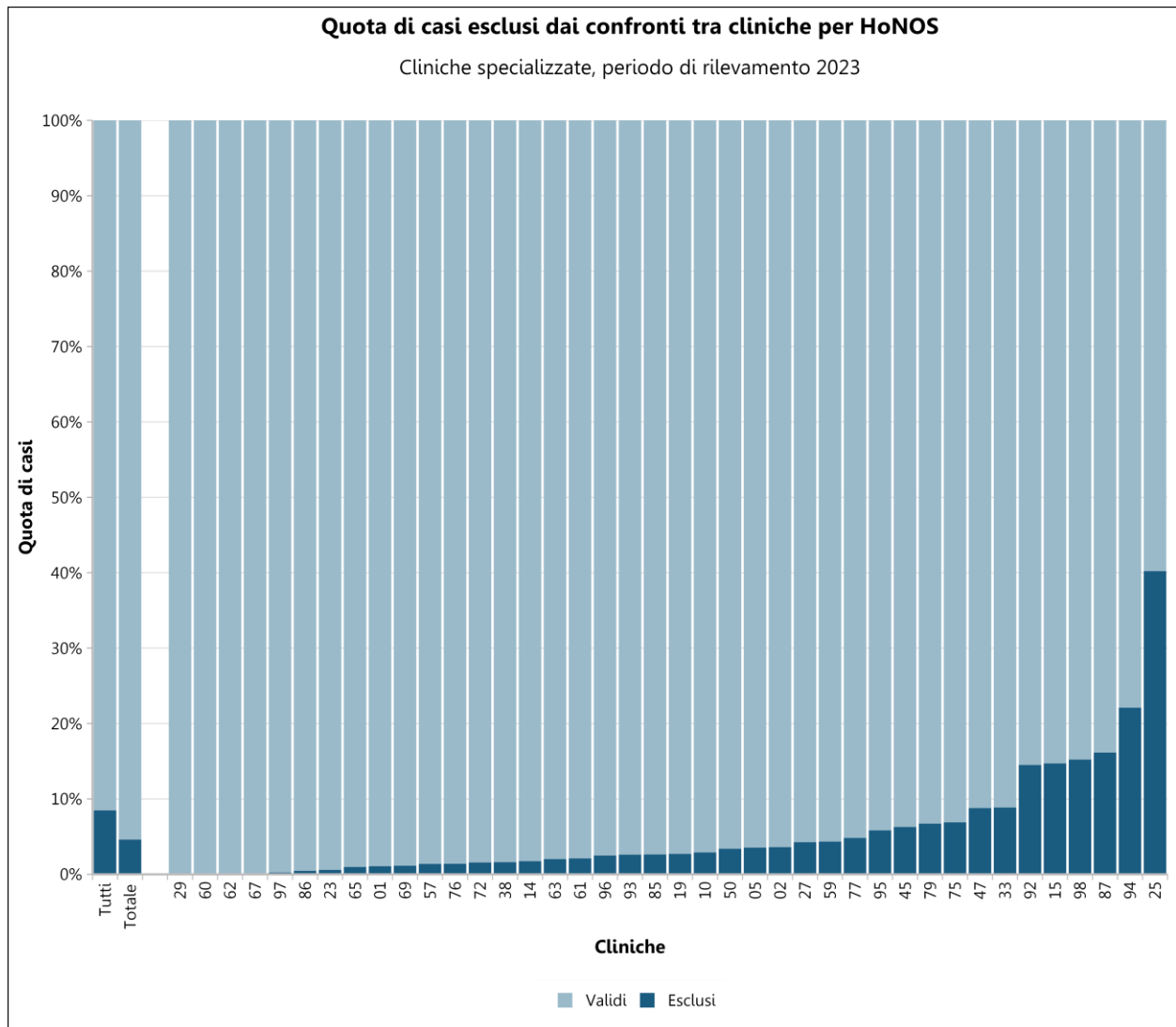


Figura 93: quota di casi esclusi dai confronti tra cliniche per HoNOS nelle cliniche specializzate

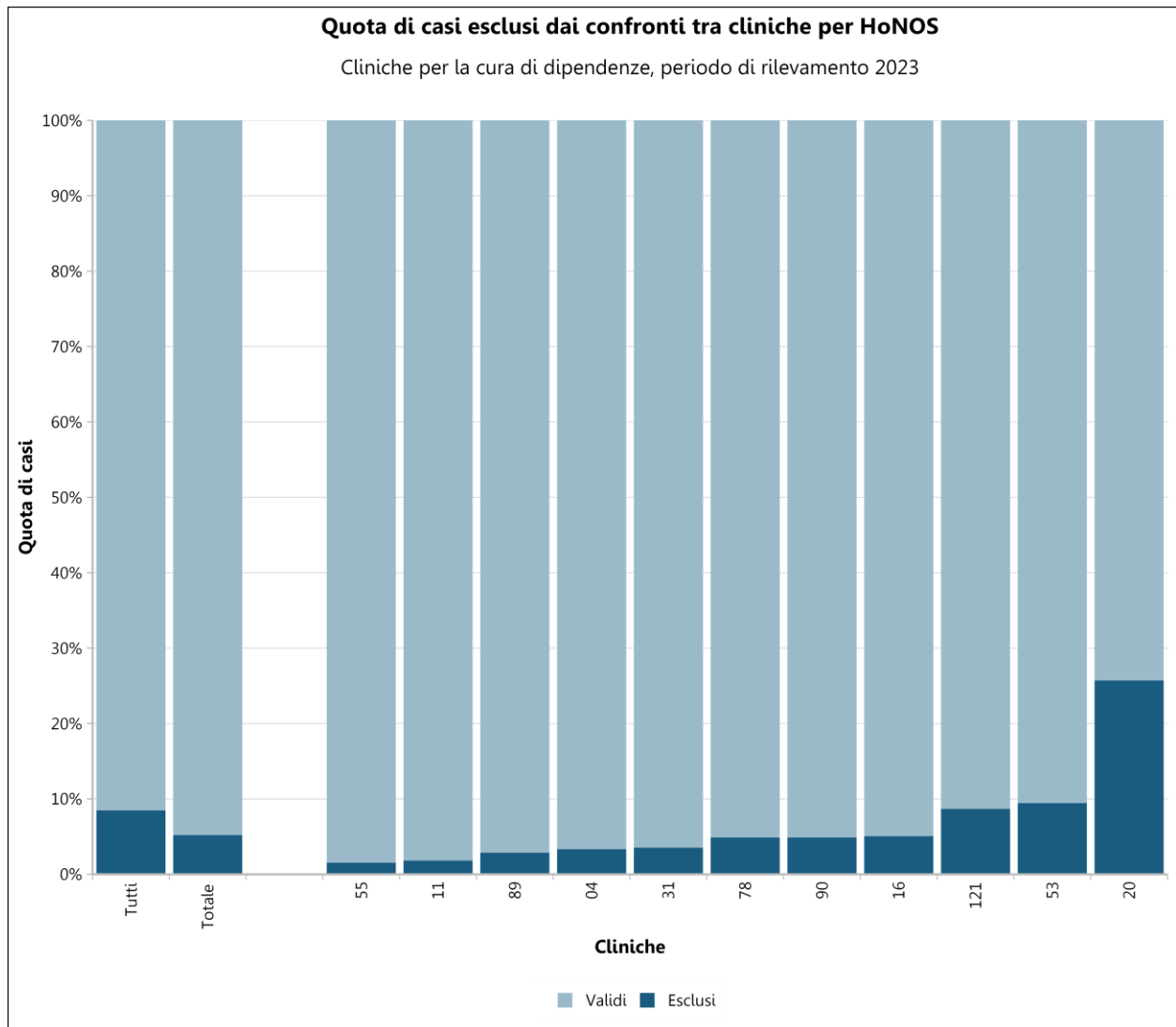


Figura 94: quota di casi esclusi dai confronti tra cliniche per HoNOS nelle cliniche per la cura di dipendenze

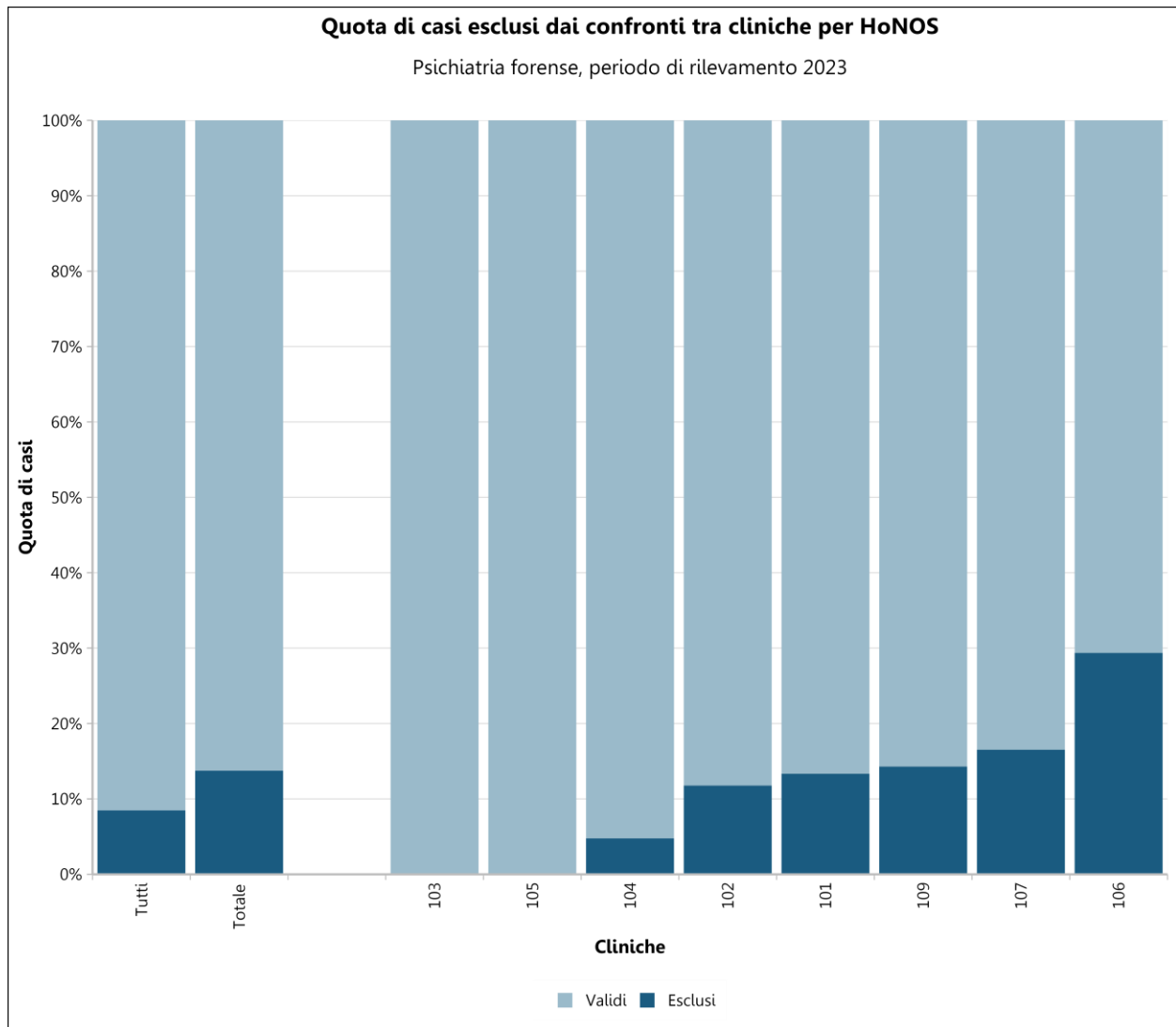


Figura 95: quota di casi esclusi dai confronti tra cliniche per HoNOS nelle cliniche di psichiatria forense

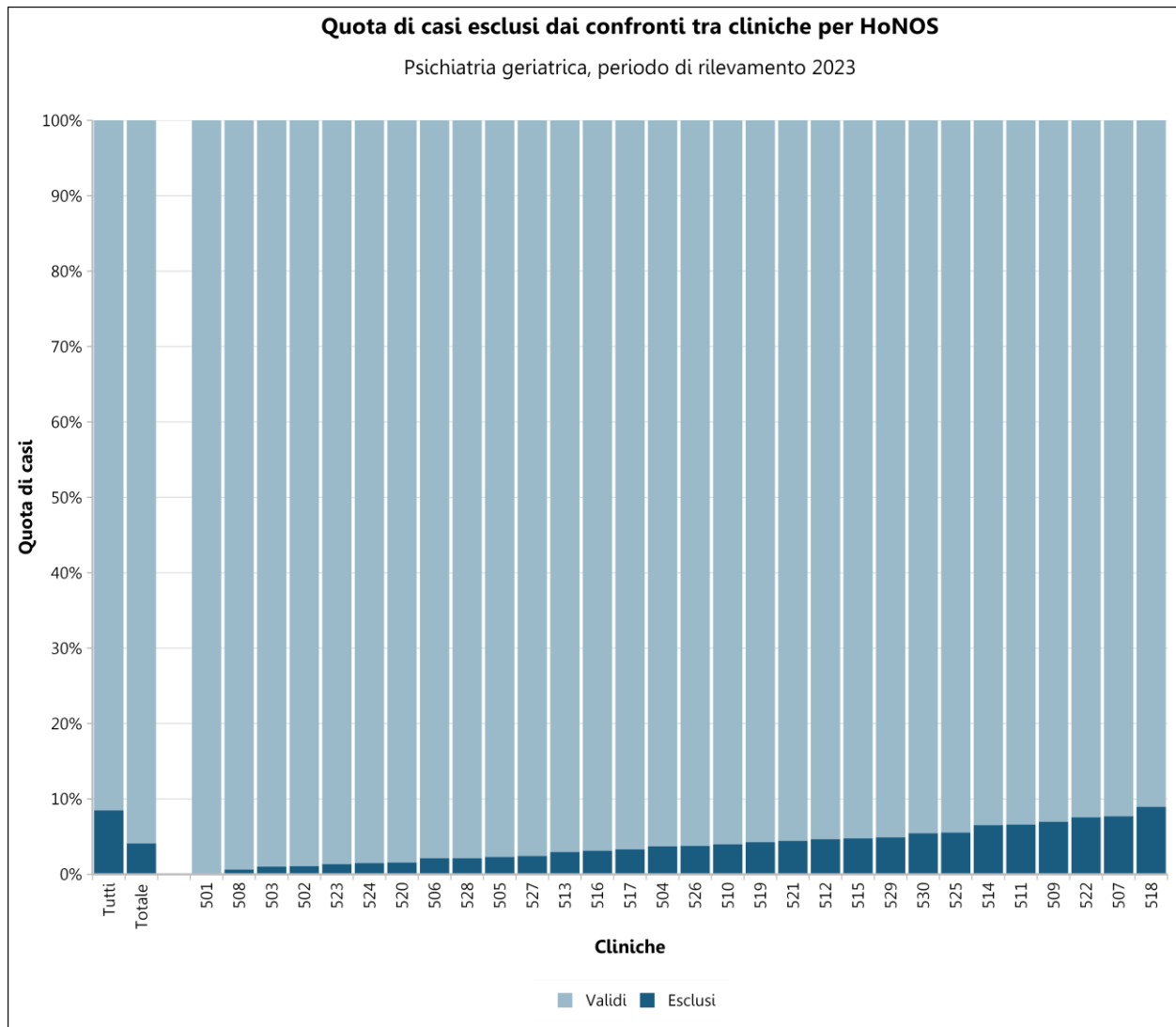


Figura 96: quota di casi esclusi dai confronti tra cliniche per HoNOS nelle cliniche di psichiatria geriatrica

Clinica		Validi		Esclusi	
Tutte le cliniche		80189	91.5%	7426	8.5%
Fornitori di prestazioni di base e della medicina acuta	Totale	53879	89.8%	6129	10.2%
	03	3108	85.4%	531	14.6%
	06	774	92.0%	67	8.0%
	07	684	88.5%	89	11.5%
	08	2177	84.9%	388	15.1%
	12	1241	97.4%	33	2.6%
	13	2204	90.5%	232	9.5%
	17	1205	94.4%	71	5.6%
	18	298	96.4%	11	3.6%
	21	1430	90.3%	154	9.7%
	22	2636	90.7%	270	9.3%
	24	1352	92.0%	118	8.0%
	26	1991	89.6%	231	10.4%
	28	921	88.5%	120	11.5%
	30	1491	90.3%	160	9.7%
	32	1019	85.3%	176	14.7%
	34	1170	88.0%	160	12.0%
	35	1362	87.4%	197	12.6%
	36	701	94.3%	42	5.7%
	37	1653	85.2%	287	14.8%
	39	1842	90.8%	187	9.2%
	40	1267	94.3%	76	5.7%
	42	858	85.3%	148	14.7%
	43	1676	81.8%	373	18.2%
	44	453	98.1%	9	1.9%
	46	1740	91.3%	165	8.7%
	48	656	89.1%	80	10.9%
	49	1151	95.8%	50	4.2%
	51	1228	92.7%	96	7.3%
	52	4071	94.9%	219	5.1%
	54	1020	82.1%	223	17.9%
	56	2488	92.8%	193	7.2%
	58	1896	94.0%	121	6.0%
	66	408	75.3%	134	24.7%
	70	318	95.5%	15	4.5%
	71	761	87.8%	106	12.2%

	Clinica		Validi		Esclusi
	73	935	94.4%	55	5.6%
	74	816	91.4%	77	8.6%
	82	1216	79.3%	318	20.7%
	83	465	91.2%	45	8.8%
	88	121	99.2%	1	0.8%
	99	270	95.4%	13	4.6%
	122	806	90.2%	88	9.8%
Cliniche specializzate	Totale	12546	95.4%	605	4.6%
	01	736	98.9%	8	1.1%
	02	723	96.4%	27	3.6%
	05	300	96.5%	11	3.5%
	10	67	97.1%	2	2.9%
	14	113	98.3%	2	1.7%
	15	174	85.3%	30	14.7%
	19	468	97.3%	13	2.7%
	23	510	99.4%	3	0.6%
	25	174	59.8%	117	40.2%
	27	135	95.7%	6	4.3%
	29	393	100%	0	0.0%
	33	350	91.1%	34	8.9%
	38	306	98.4%	5	1.6%
	45	209	93.7%	14	6.3%
	47	135	91.2%	13	8.8%
	50	570	96.6%	20	3.4%
	57	645	98.6%	9	1.4%
	59	375	95.7%	17	4.3%
	60	332	100%	0	0.0%
	61	557	97.9%	12	2.1%
	62	71	100%	0	0.0%
	63	680	98.0%	14	2.0%
	65	204	99.0%	2	1.0%
	67	8	100%	0	0.0%
	69	786	98.9%	9	1.1%
	72	126	98.4%	2	1.6%
	75	311	93.1%	23	6.9%
	76	425	98.6%	6	1.4%
	77	158	95.2%	8	4.8%
	79	361	93.3%	26	6.7%

	Clinica		Validi		Esclusi
	85	37	97.4%	1	2.6%
	86	218	99.5%	1	0.5%
	87	187	83.9%	36	16.1%
	92	112	85.5%	19	14.5%
	93	374	97.4%	10	2.6%
	94	141	77.9%	40	22.1%
	95	194	94.2%	12	5.8%
	96	196	97.5%	5	2.5%
	97	423	99.8%	1	0.2%
	98	262	84.8%	47	15.2%
Cliniche per la cura di dipendenze	Totale	2570	94.8%	141	5.2%
	04	87	96.7%	3	3.3%
	11	594	98.2%	11	1.8%
	16	338	94.9%	18	5.1%
	20	133	74.3%	46	25.7%
	31	82	96.5%	3	3.5%
	53	211	90.6%	22	9.4%
	55	704	98.5%	11	1.5%
	78	156	95.1%	8	4.9%
	89	68	97.1%	2	2.9%
	90	39	95.1%	2	4.9%
	121	158	91.3%	15	8.7%
Psichiatria forense	Totale	634	86.3%	101	13.7%
	101	65	86.7%	10	13.3%
	102	255	88.2%	34	11.8%
	103	15	100%	0	0.0%
	104	60	95.2%	3	4.8%
	105	48	100%	0	0.0%
	106	77	70.6%	32	29.4%
	107	96	83.5%	19	16.5%
	109	18	85.7%	3	14.3%
Psichiatria geriatrica	Totale	10560	95.9%	450	4.1%
	501	87	100%	0	0.0%
	502	369	98.9%	4	1.1%
	503	195	99.0%	2	1.0%
	504	156	96.3%	6	3.7%
	505	640	97.7%	15	2.3%

Clinica		Validi		Esclusi
506	322	97.9%	7	2.1%
507	144	92.3%	12	7.7%
508	320	99.4%	2	0.6%
509	508	93.0%	38	7.0%
510	266	96.0%	11	4.0%
511	326	93.4%	23	6.6%
512	513	95.4%	25	4.6%
513	428	97.1%	13	2.9%
514	832	93.5%	58	6.5%
515	240	95.2%	12	4.8%
516	620	96.9%	20	3.1%
517	586	96.7%	20	3.3%
518	336	91.1%	33	8.9%
519	270	95.7%	12	4.3%
520	317	98.4%	5	1.6%
521	410	95.6%	19	4.4%
522	441	92.5%	36	7.5%
523	294	98.7%	4	1.3%
524	399	98.5%	6	1.5%
525	410	94.5%	24	5.5%
526	256	96.2%	10	3.8%
527	202	97.6%	5	2.4%
528	276	97.9%	6	2.1%
529	136	95.1%	7	4.9%
530	261	94.6%	15	5.4%

Tabella 27: quota di casi esclusi dai confronti tra cliniche per HoNOS

1.21 Casi esclusi BSCL

I casi con una qualità dei dati insufficiente (ossia, indicazioni mancanti concernenti il sesso, l'età, la diagnosi principale oppure qualità dei dati BSCL lacunosa – vedere il rapporto sulla qualità dei dati), i dropout BSCL e/o i casi riguardanti degenze di breve durata sono esclusi dai confronti tra cliniche.

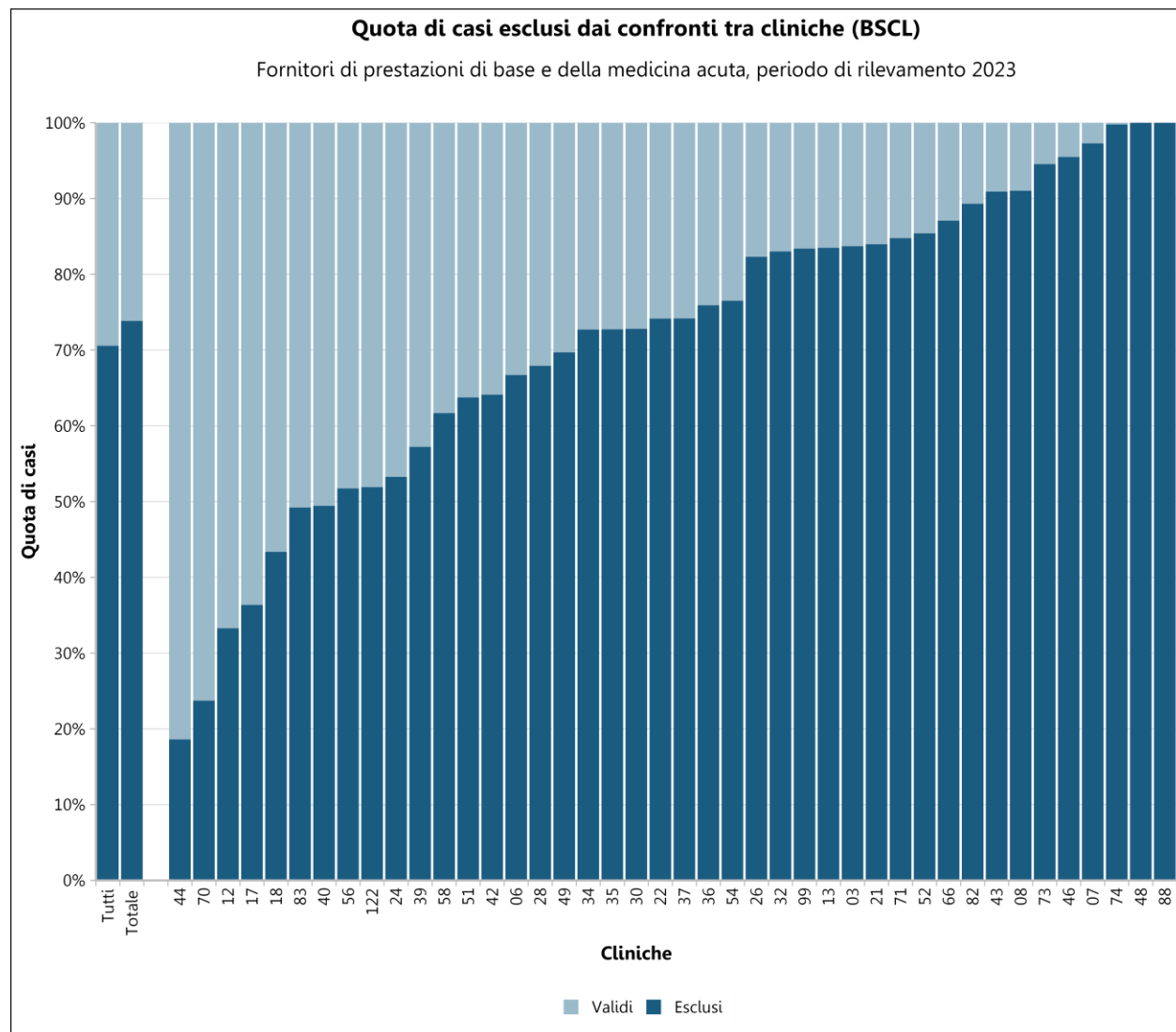


Figura 97: quota di casi esclusi dai confronti tra cliniche per BSCL nei fornitori di prestazioni di base e della medicina acuta

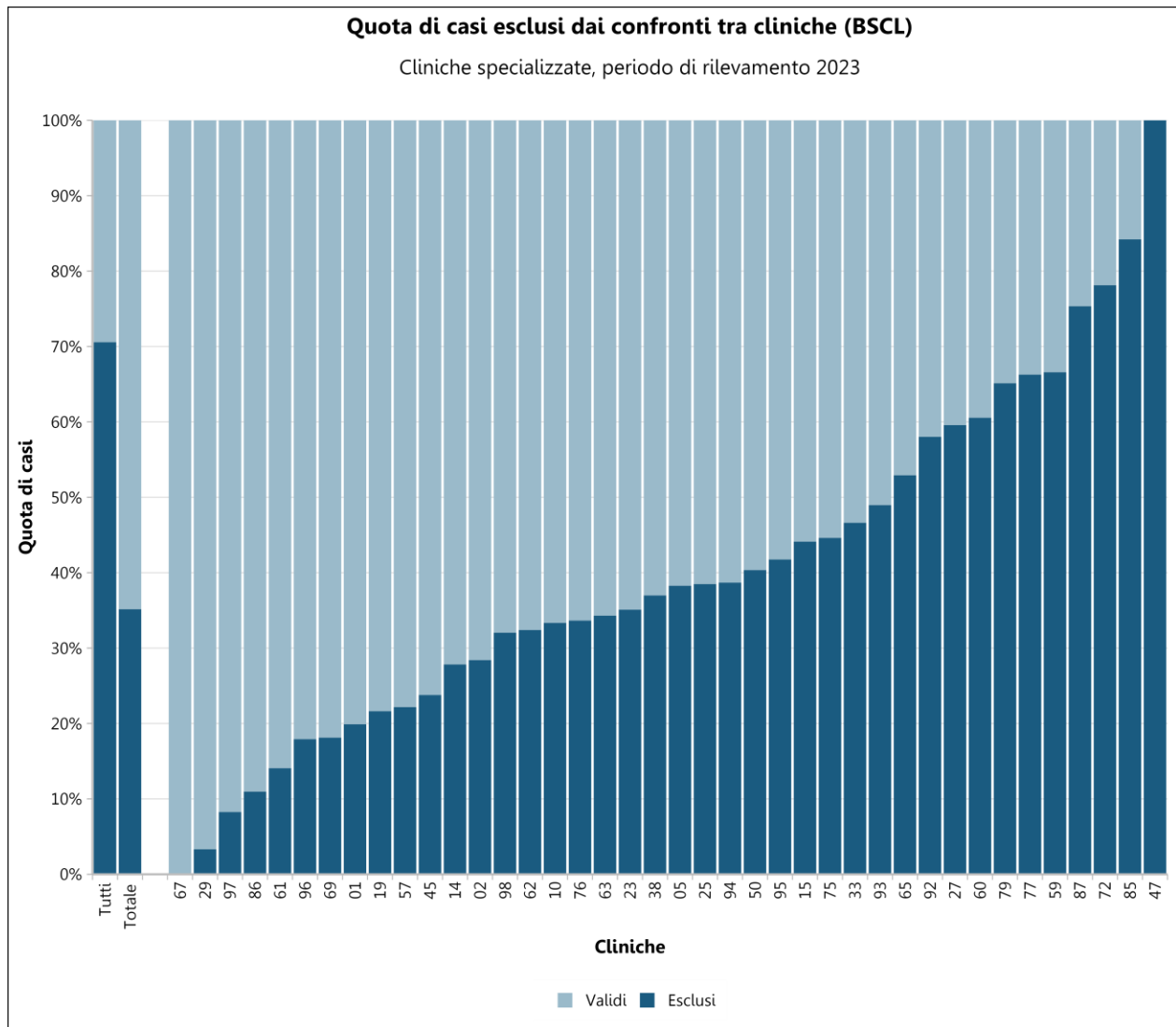


Figura 98: quota di casi esclusi dai confronti tra cliniche per BSCL nelle cliniche specializzate

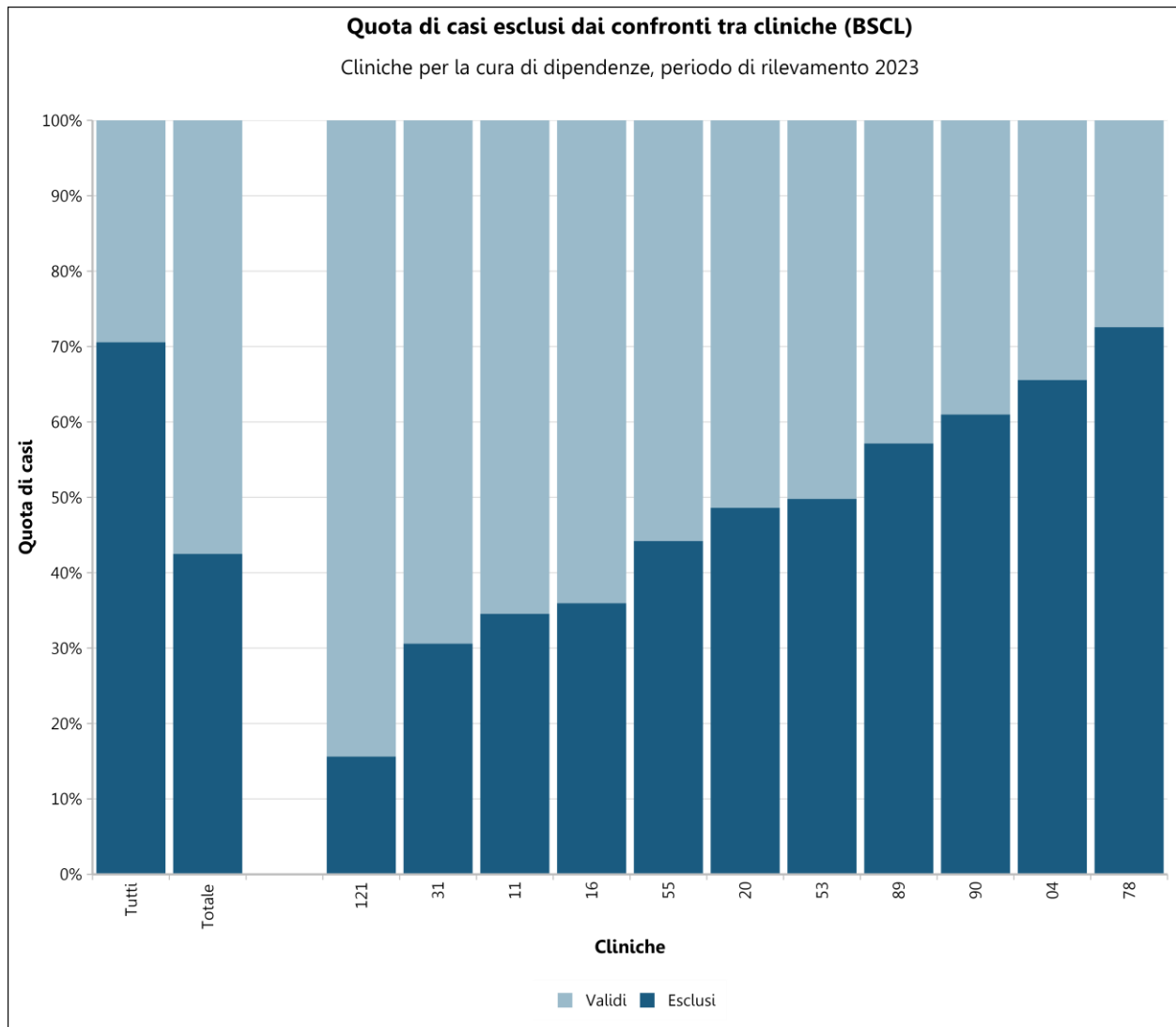


Figura 99: quota di casi esclusi dai confronti tra cliniche per BSCL nelle cliniche per la cura di dipendenze

Clinica		Validi		Esclusi	
Tutte le cliniche		25787	34.0%	50083	66.0%
Fornitori di prestazioni di base e della medicina acuta	Totale	15699	26.2%	44309	73.8%
	03	593	16.3%	3046	83.7%
	06	280	33.3%	561	66.7%
	07	21	2.7%	752	97.3%
	08	230	9.0%	2335	91.0%
	12	850	66.7%	424	33.3%
	13	402	16.5%	2034	83.5%
	17	812	63.6%	464	36.4%
	18	175	56.6%	134	43.4%
	21	254	16.0%	1330	84.0%
	22	751	25.8%	2155	74.2%
	24	687	46.7%	783	53.3%
	26	393	17.7%	1829	82.3%
	28	334	32.1%	707	67.9%
	30	449	27.2%	1202	72.8%
	32	203	17.0%	992	83.0%
	34	363	27.3%	967	72.7%
	35	425	27.3%	1134	72.7%
	36	179	24.1%	564	75.9%
	37	501	25.8%	1439	74.2%
	39	868	42.8%	1161	57.2%
	40	679	50.6%	664	49.4%
	42	361	35.9%	645	64.1%
	43	186	9.1%	1863	90.9%
	44	376	81.4%	86	18.6%
	46	86	4.5%	1819	95.5%
	48	0	0.0%	736	100%
	49	364	30.3%	837	69.7%
	51	480	36.3%	844	63.7%
	52	626	14.6%	3664	85.4%
	54	292	23.5%	951	76.5%
	56	1294	48.3%	1387	51.7%
	58	773	38.3%	1244	61.7%
	66	70	12.9%	472	87.1%
	70	254	76.3%	79	23.7%
	71	132	15.2%	735	84.8%

	Clinica		Validi		Esclusi
	73	54	5.5%	936	94.5%
	74	2	0.2%	891	99.8%
	82	164	10.7%	1370	89.3%
	83	259	50.8%	251	49.2%
	88	0	0.0%	122	100%
	99	47	16.6%	236	83.4%
	122	430	48.1%	464	51.9%
Cliniche specializzate	Totale	8529	64.9%	4622	35.1%
	01	596	80.1%	148	19.9%
	02	537	71.6%	213	28.4%
	05	192	61.7%	119	38.3%
	10	46	66.7%	23	33.3%
	14	83	72.2%	32	27.8%
	15	114	55.9%	90	44.1%
	19	377	78.4%	104	21.6%
	23	333	64.9%	180	35.1%
	25	179	61.5%	112	38.5%
	27	57	40.4%	84	59.6%
	29	380	96.7%	13	3.3%
	33	205	53.4%	179	46.6%
	38	196	63.0%	115	37.0%
	45	170	76.2%	53	23.8%
	47	0	0.0%	148	100%
	50	352	59.7%	238	40.3%
	57	509	77.8%	145	22.2%
	59	131	33.4%	261	66.6%
	60	131	39.5%	201	60.5%
	61	489	85.9%	80	14.1%
	62	48	67.6%	23	32.4%
	63	456	65.7%	238	34.3%
	65	97	47.1%	109	52.9%
	67	8	100%	0	0.0%
	69	651	81.9%	144	18.1%
	72	28	21.9%	100	78.1%
	75	185	55.4%	149	44.6%
	76	286	66.4%	145	33.6%
	77	56	33.7%	110	66.3%
	79	135	34.9%	252	65.1%

	Clinica		Validi		Esclusi
	85	6	15.8%	32	84.2%
	86	195	89.0%	24	11.0%
	87	55	24.7%	168	75.3%
	92	55	42.0%	76	58.0%
	93	196	51.0%	188	49.0%
	94	111	61.3%	70	38.7%
	95	120	58.3%	86	41.7%
	96	165	82.1%	36	17.9%
	97	389	91.7%	35	8.3%
	98	210	68.0%	99	32.0%
Cliniche per la cura di dipendenze	Totale	1559	57.5%	1152	42.5%
	04	31	34.4%	59	65.6%
	11	396	65.5%	209	34.5%
	16	228	64.0%	128	36.0%
	20	92	51.4%	87	48.6%
	31	59	69.4%	26	30.6%
	53	117	50.2%	116	49.8%
	55	399	55.8%	316	44.2%
	78	45	27.4%	119	72.6%
	89	30	42.9%	40	57.1%
	90	16	39.0%	25	61.0%
	121	146	84.4%	27	15.6%

Tabella 28: quota di casi esclusi dai confronti tra cliniche per BSCL

A2. Risultati della misurazione (fornitori di prestazioni di base e della medicina acuta)

Valutazione da parte di terzi del peso dei sintomi: valore comparativo HoNOS

Clinica	N valido	Parametro della qualità		Valore com-parativo		IC semplice di valore comparativo		IC simultaneo di valore comparativo	
		valore medio	Errore standard del valore medio	Valore com-parativo	Errore standard	IC 95% (limite inferiore)	IC 95% (limite superiore)	IC 95% (limite inferiore)	IC 95% (limite superiore)
03	3,108	9.159	0.117	0.674	0.115	0.448	0.899	0.302	1.045
06	774	9.982	0.348	1.497	0.347	0.816	2.177	0.376	2.618
07	684	11.360	0.229	2.875	0.228	2.428	3.321	2.139	3.611
08	2,177	6.434	0.173	-2.052	0.172	-2.389	-1.715	-2.607	-1.497
12	1,241	5.433	0.166	-3.052	0.164	-3.374	-2.730	-3.583	-2.521
13	2,204	10.015	0.130	1.529	0.128	1.278	1.780	1.116	1.943
17	1,205	7.272	0.172	-1.213	0.171	-1.548	-0.879	-1.765	-0.662
18	298	8.355	0.303	-0.131	0.302	-0.722	0.461	-1.105	0.844
21	1,430	4.101	0.153	-4.384	0.151	-4.681	-4.088	-4.873	-3.896
22	2,636	7.875	0.117	-0.611	0.115	-0.835	-0.386	-0.981	-0.241
24	1,352	9.886	0.154	1.401	0.152	1.103	1.699	0.910	1.892
26	1,991	9.310	0.193	0.824	0.191	0.449	1.199	0.207	1.442
28	921	10.192	0.179	1.706	0.178	1.358	2.054	1.133	2.280
30	1,491	8.603	0.145	0.117	0.143	-0.164	0.398	-0.346	0.580
32	1,019	13.076	0.178	4.590	0.177	4.244	4.937	4.019	5.162
34	1,170	7.449	0.158	-1.037	0.156	-1.343	-0.731	-1.542	-0.532
35	1,362	8.454	0.150	-0.032	0.148	-0.322	0.259	-0.511	0.447
36	701	8.791	0.207	0.306	0.206	-0.099	0.710	-0.360	0.971
37	1,653	8.651	0.154	0.165	0.153	-0.134	0.465	-0.328	0.658
39	1,842	9.808	0.141	1.323	0.139	1.050	1.596	0.873	1.773
40	1,267	8.041	0.157	-0.445	0.156	-0.750	-0.139	-0.948	0.058
42	858	14.281	2.553	5.796	2.553	0.792	10.800	-2.447	14.039
43	1,676	7.783	0.151	-0.703	0.150	-0.996	-0.410	-1.186	-0.220
44	453	8.743	0.285	0.258	0.284	-0.299	0.814	-0.659	1.175
46	1,740	8.575	0.148	0.089	0.146	-0.197	0.375	-0.382	0.561
48	656	8.640	0.218	0.155	0.217	-0.270	0.580	-0.545	0.854
49	1,151	9.765	0.181	1.280	0.180	0.928	1.632	0.700	1.860
51	1,228	6.732	0.158	-1.753	0.156	-2.059	-1.447	-2.258	-1.249
52	4,071	6.626	0.111	-1.859	0.109	-2.072	-1.646	-2.210	-1.508
54	1,020	7.507	0.179	-0.978	0.178	-1.327	-0.630	-1.552	-0.404
56	2,488	8.546	0.126	0.061	0.124	-0.183	0.304	-0.340	0.462
58	1,896	6.181	0.138	-2.305	0.136	-2.572	-2.038	-2.744	-1.865
66	408	11.373	0.295	2.887	0.294	2.311	3.463	1.938	3.836
70	318	6.809	0.295	-1.677	0.295	-2.254	-1.100	-2.628	-0.726
71	761	8.959	0.194	0.474	0.193	0.095	0.852	-0.150	1.098
73	935	10.226	0.179	1.741	0.177	1.393	2.089	1.168	2.314
74	816	8.496	0.195	0.011	0.193	-0.368	0.390	-0.614	0.635

Clinica	N valido	Parametro della qualità		Valore com-parativo		IC semplice di valore comparativo		IC simultaneo di valore comparativo	
		valore medio	Errore standard del valore medio	Valore com-parativo	Errore standard	IC 95% (limite inferiore)	IC 95% (limite superiore)	IC 95% (limite inferiore)	IC 95% (limite superiore)
82	1,216	10.275	0.168	1.789	0.167	1.462	2.116	1.250	2.328
83	465	12.264	0.264	3.778	0.264	3.262	4.295	2.927	4.629
88	121	9.208	0.497	0.722	0.497	-0.251	1.696	-0.882	2.326
99	270	6.839	0.317	-1.646	0.316	-2.266	-1.026	-2.667	-0.625
122	806	9.803	0.190	1.317	0.189	0.948	1.687	0.708	1.926

Tabella 29: valutazione da parte di terzi del peso dei sintomi; valore comparativo HoNOS nei fornitori di prestazioni di base e della medicina acuta

Osservazione:

Nelle cliniche con $n < 30$ non sono stati calcolati gli intervalli di confidenza.

Autovalutazione del peso dei sintomi: valore comparativo BSCL

Clinica	N valido	Parametro della qualità		Valore com-parativo		IC semplice di valore comparativo		IC simultaneo di valore comparativo	
		valore medio	Errore standard del valore medio	Valore comparativo	Errore standard	IC 95% (limite inferiore)	IC 95% (limite superiore)	IC 95% (limite inferiore)	IC 95% (limite superiore)
03	593	29.348	1.496	-2.514	1.480	-5.416	0.388	-7.254	2.226
06	280	38.236	1.841	6.374	1.828	2.790	9.958	0.519	12.228
07	21	34.828	6.147	2.965	6.144	-	-	-	-
08	230	30.643	2.685	-1.220	2.676	-6.466	4.027	-9.790	7.350
12	850	29.658	1.244	-2.204	1.225	-4.606	0.198	-6.128	1.720
13	402	32.204	1.599	0.342	1.585	-2.765	3.448	-4.733	5.416
17	812	27.361	1.338	-4.501	1.321	-7.091	-1.912	-8.732	-0.271
18	175	36.315	2.237	4.453	2.227	0.088	8.817	-2.677	11.582
21	254	34.680	2.013	2.818	2.001	-1.106	6.741	-3.591	9.226
22	751	28.343	1.307	-3.520	1.290	-6.048	-0.992	-7.649	0.610
24	687	40.681	1.400	8.819	1.383	6.107	11.530	4.389	13.248
26	393	31.643	2.782	-0.220	2.773	-5.656	5.216	-9.100	8.661
28	334	37.156	1.711	5.294	1.698	1.966	8.621	-0.142	10.729
30	449	31.204	1.579	-0.658	1.564	-3.725	2.408	-5.667	4.350
32	203	41.576	2.180	9.713	2.169	5.461	13.966	2.767	16.660
34	363	35.625	1.632	3.762	1.618	0.592	6.933	-1.417	8.942
35	425	32.567	1.594	0.704	1.580	-2.393	3.801	-4.355	5.763
36	179	36.904	2.246	5.042	2.236	0.659	9.424	-2.118	12.201
37	501	31.167	1.537	-0.695	1.523	-3.680	2.289	-5.571	4.180
39	868	34.878	1.315	3.016	1.297	0.473	5.559	-1.137	7.170
40	679	34.953	1.332	3.090	1.314	0.514	5.667	-1.118	7.299
42	361	-4.698	28.908	-36.560	28.907	-93.222	20.101	-129.121	56.000
43	186	41.404	2.549	9.542	2.540	4.564	14.520	1.410	17.673
44	376	44.270	1.884	12.408	1.871	8.740	16.076	6.416	18.400
46	86	40.814	3.254	8.951	3.247	2.586	15.317	-1.447	19.350
48	0	-	-	-	-	-	-	-	-
49	364	34.344	1.930	2.482	1.918	-1.279	6.242	-3.661	8.624
51	480	35.784	1.513	3.922	1.498	0.986	6.857	-0.874	8.717
52	626	30.539	1.409	-1.323	1.393	-4.054	1.408	-5.784	3.138
54	292	22.057	2.124	-9.805	2.113	-13.948	-5.663	-16.572	-3.038
56	1,294	28.817	1.172	-3.046	1.153	-5.305	-0.786	-6.737	0.645
58	773	26.876	1.345	-4.986	1.328	-7.589	-2.384	-9.238	-0.734
66	70	35.492	3.490	3.630	3.483	-3.198	10.457	-7.524	14.783
70	254	35.006	1.903	3.144	1.892	-0.564	6.851	-2.913	9.200
71	132	32.824	2.573	0.962	2.565	-4.066	5.989	-7.250	9.174
73	54	43.957	3.951	12.094	3.946	4.360	19.828	-0.539	24.728
74	2	42.861	19.068	10.998	19.067	-	-	-	-
82	164	25.004	2.462	-6.859	2.453	-11.667	-2.051	-14.713	0.996
83	259	26.102	2.156	-5.761	2.145	-9.966	-1.556	-12.630	1.109

Clinica	N valido	Parametro della qualità		Valore com-parativo		IC semplice di valore comparativo		IC simultaneo di valore comparativo	
		valore medio	Errore standard del valore medio	Valore com-parativo	Errore standard	IC 95% (limite inferiore)	IC 95% (limite superiore)	IC 95% (limite inferiore)	IC 95% (limite superiore)
88	0	-	-	-	-	-	-	-	-
99	47	39.427	4.018	7.564	4.012	-0.300	15.428	-5.282	20.410
122	430	43.975	1.557	12.113	1.542	9.089	15.136	7.174	17.052

Tabella 30: autovalutazione del peso dei sintomi: valore comparativo BSCL nei fornitori di prestazioni di base e della medicina acuta

Osservazione:

Nelle cliniche con n < 30 non sono stati calcolati gli intervalli di confidenza.

Deviazioni tra autovalutazione e valutazione da parte di terzi

Clinica	Diagnosi principale	Casi con deviazioni (totale)			Casi con autovalutazione superiore			Casi con valutazione esterna più elevata		
		N	Deviazione (totale)	Deviazione (media)	N	Deviazione (totale)	Deviazione (media)	N	Deviazione (totale)	Deviazione (media)
03	Totale	583	0.56	0.000	259	-0.24	-0.005	324	0.32	0.005
	F0	1	0.00	0.000	0	0.00	-	1	0.00	0.000
	F1	241	0.26	0.000	95	-0.09	-0.001	146	0.17	0.001
	F2	27	0.03	0.000	11	-0.01	-0.001	16	0.02	0.001
	F3	172	0.15	0.000	92	-0.09	-0.001	80	0.06	0.001
	F4	78	0.07	0.000	34	-0.03	-0.001	44	0.04	0.001
	F6	55	0.05	0.000	23	-0.02	-0.001	32	0.03	0.001
	F8	3	0.00	0.000	2	0.00	-0.000	1	0.00	0.000
	F9	3	0.00	0.000	2	0.00	-0.000	1	0.00	0.000
	Altri	3	0.00	0.000	0	0.00	-	3	0.00	0.000
06	Totale	280	0.63	0.002	76	-0.13	-0.015	204	0.50	0.013
	F0	1	0.00	0.000	1	0.00	-0.000	0	0.00	-
	F1	84	0.20	0.001	21	-0.04	-0.002	63	0.16	0.003
	F2	15	0.04	0.000	2	0.00	-0.000	13	0.04	0.003
	F3	146	0.32	0.001	43	-0.06	-0.001	103	0.26	0.003
	F4	23	0.05	0.000	8	-0.02	-0.002	15	0.03	0.002
	F5	1	0.00	0.000	0	0.00	-	1	0.00	0.000
	F6	7	0.02	0.000	1	-0.01	-0.010	6	0.01	0.002
	F8	1	0.00	0.000	0	0.00	-	1	0.00	0.000
	F9	1	0.00	0.000	0	0.00	-	1	0.00	0.000
Altri	1	0.00	0.000	0	0.00	-	1	0.00	0.000	
07	Totale	19	0.57	0.030	11	-0.30	-0.104	8	0.27	0.105
	F1	3	0.09	0.005	1	0.00	-0.000	2	0.09	0.045
	F2	5	0.22	0.012	2	-0.11	-0.055	3	0.11	0.037
	F3	8	0.18	0.009	5	-0.11	-0.022	3	0.07	0.023
F4	3	0.08	0.004	3	-0.08	-0.027	0	0.00	-	
08	Totale	227	0.56	0.002	82	-0.19	-0.012	145	0.37	0.028

Clinica	Diagnosi principale	Casi con deviazioni (totale)			Casi con autovalutazione superiore			Casi con valutazione esterna più elevata		
		N	Deviazione (totale)	Deviazione (media)	N	Deviazione (totale)	Deviazione (media)	N	Deviazione (totale)	Deviazione (media)
	F0	2	0.00	0.000	1	0.00	-0.000	1	0.00	0.000
	F1	52	0.13	0.001	18	-0.04	-0.002	34	0.09	0.003
	F2	31	0.10	0.000	8	-0.03	-0.004	23	0.07	0.003
	F3	93	0.22	0.001	38	-0.09	-0.002	55	0.13	0.002
	F4	23	0.04	0.000	11	-0.02	-0.002	12	0.02	0.002
	F5	3	0.00	0.000	1	0.00	-0.000	2	0.00	0.000
	F6	19	0.05	0.000	4	-0.01	-0.002	15	0.04	0.003
	F9	3	0.01	0.000	1	0.00	-0.000	2	0.01	0.005
	Altri	1	0.01	0.000	0	0.00	-	1	0.01	0.010
12	Totale	850	0.50	0.000	290	-0.14	-0.002	560	0.36	0.004
	F0	3	0.00	0.000	0	0.00	-	3	0.00	0.000
	F1	60	0.05	0.000	9	-0.01	-0.001	51	0.04	0.001
	F2	32	0.02	0.000	11	-0.01	-0.001	21	0.01	0.000
	F3	615	0.36	0.000	216	-0.10	-0.000	399	0.26	0.001
	F4	113	0.06	0.000	45	-0.02	-0.000	68	0.04	0.001
	F5	4	0.00	0.000	1	0.00	-0.000	3	0.00	0.000
	F6	21	0.01	0.000	8	0.00	-0.000	13	0.01	0.001
	F8	2	0.00	0.000	0	0.00	-	2	0.00	0.000
13	Totale	401	0.53	0.001	194	-0.27	-0.007	207	0.26	0.011
	F0	2	0.00	0.000	1	0.00	-0.000	1	0.00	0.000
	F1	83	0.11	0.000	19	-0.02	-0.001	64	0.09	0.001
	F2	26	0.04	0.000	12	-0.02	-0.002	14	0.02	0.001
	F3	184	0.23	0.001	111	-0.16	-0.001	73	0.07	0.001
	F4	72	0.10	0.000	35	-0.05	-0.001	37	0.05	0.001
	F5	1	0.00	0.000	1	0.00	-0.000	0	0.00	-
	F6	23	0.04	0.000	11	-0.02	-0.002	12	0.02	0.002
	F7	1	0.00	0.000	0	0.00	-	1	0.00	0.000
	F8	3	0.00	0.000	2	0.00	-0.000	1	0.00	0.000
	F9	4	0.00	0.000	2	0.00	-0.000	2	0.00	0.000
	Altri	2	0.01	0.000	0	0.00	-	2	0.01	0.005
17	Totale	806	0.57	0.000	356	-0.24	-0.005	450	0.33	0.005
	F0	7	0.00	0.000	2	0.00	-0.000	5	0.00	0.000
	F1	212	0.18	0.000	69	-0.04	-0.001	143	0.14	0.001
	F2	42	0.04	0.000	10	-0.01	-0.001	32	0.03	0.001
	F3	468	0.30	0.000	238	-0.16	-0.001	230	0.14	0.001
	F4	44	0.03	0.000	25	-0.02	-0.001	19	0.01	0.001
	F6	28	0.02	0.000	10	-0.01	-0.001	18	0.01	0.001
	F9	5	0.00	0.000	2	0.00	-0.000	3	0.00	0.000
18	Totale	300	0.69	0.001	123	-0.30	-0.012	177	0.39	0.009
	F1	66	0.14	0.000	20	-0.04	-0.002	46	0.10	0.002
	F2	27	0.06	0.000	7	-0.01	-0.001	20	0.05	0.002
	F3	150	0.37	0.001	68	-0.18	-0.003	82	0.19	0.002
	F4	35	0.08	0.000	18	-0.04	-0.002	17	0.04	0.002
	F5	2	0.00	0.000	1	0.00	-0.000	1	0.00	0.000
	F6	19	0.04	0.000	8	-0.03	-0.004	11	0.01	0.001
	F9	1	0.00	0.000	1	0.00	-0.000	0	0.00	-
21	Totale	252	0.55	0.001	139	-0.33	-0.011	113	0.22	0.009
	F1	56	0.12	0.000	25	-0.06	-0.002	31	0.06	0.002
	F2	18	0.05	0.000	9	-0.03	-0.003	9	0.02	0.002
	F3	104	0.24	0.001	69	-0.17	-0.002	35	0.07	0.002
	F4	34	0.06	0.000	18	-0.04	-0.002	16	0.02	0.001

Clinica	Diagnosi principale	Casi con deviazioni (totale)			Casi con autovalutazione superiore			Casi con valutazione esterna più elevata		
		N	Deviazione (totale)	Deviazione (media)	N	Deviazione (totale)	Deviazione (media)	N	Deviazione (totale)	Deviazione (media)
22	F6	38	0.08	0.000	17	-0.03	-0.002	21	0.05	0.002
	F8	1	0.00	0.000	0	0.00	-	1	0.00	0.000
	F9	1	0.00	0.000	1	0.00	-0.000	0	0.00	-
	Totale	750	0.55	0.000	318	-0.23	-0.005	432	0.32	0.005
	F0	9	0.00	0.000	4	0.00	-0.000	5	0.00	0.000
	F1	130	0.11	0.000	37	-0.03	-0.001	93	0.08	0.001
	F2	95	0.08	0.000	37	-0.03	-0.001	58	0.05	0.001
	F3	244	0.18	0.000	100	-0.08	-0.001	144	0.10	0.001
	F4	150	0.10	0.000	80	-0.05	-0.001	70	0.05	0.001
	F5	8	0.00	0.000	6	0.00	-0.000	2	0.00	0.000
	F6	107	0.08	0.000	49	-0.04	-0.001	58	0.04	0.001
	F7	1	0.00	0.000	1	0.00	-0.000	0	0.00	-
	F8	4	0.00	0.000	2	0.00	-0.000	2	0.00	0.000
	F9	1	0.00	0.000	1	0.00	-0.000	0	0.00	-
Altri	1	0.00	0.000	1	0.00	-0.000	0	0.00	-	
24	Totale	677	0.63	0.000	263	-0.21	-0.005	414	0.42	0.005
	F0	5	0.00	0.000	2	0.00	-0.000	3	0.00	0.000
	F1	268	0.25	0.000	76	-0.05	-0.001	192	0.20	0.001
	F2	101	0.09	0.000	48	-0.04	-0.001	53	0.05	0.001
	F3	106	0.09	0.000	48	-0.04	-0.001	58	0.05	0.001
	F4	43	0.04	0.000	14	-0.01	-0.001	29	0.03	0.001
	F6	139	0.16	0.000	69	-0.07	-0.001	70	0.09	0.001
	F7	9	0.00	0.000	4	0.00	-0.000	5	0.00	0.000
	F8	6	0.00	0.000	2	0.00	-0.000	4	0.00	0.000
26	Totale	385	0.66	0.001	175	-0.26	-0.008	210	0.40	0.009
	F0	1	0.00	0.000	1	0.00	-0.000	0	0.00	-
	F1	39	0.07	0.000	12	-0.02	-0.002	27	0.05	0.002
	F2	64	0.15	0.000	14	-0.02	-0.001	50	0.13	0.003
	F3	125	0.22	0.001	59	-0.08	-0.001	66	0.14	0.002
	F4	38	0.05	0.000	25	-0.04	-0.002	13	0.01	0.001
	F6	107	0.17	0.000	58	-0.10	-0.002	49	0.07	0.001
	F7	1	0.00	0.000	0	0.00	-	1	0.00	0.000
	F8	1	0.00	0.000	1	0.00	-0.000	0	0.00	-
	F9	3	0.00	0.000	2	0.00	-0.000	1	0.00	0.000
Altri	3	0.00	0.000	3	0.00	-0.000	0	0.00	-	
Sconosciuto	3	0.00	0.000	0	0.00	-	3	0.00	0.000	
28	Totale	333	0.58	0.001	156	-0.25	-0.009	177	0.33	0.010
	F0	2	0.00	0.000	1	0.00	-0.000	1	0.00	0.000
	F1	50	0.09	0.000	15	-0.02	-0.001	35	0.07	0.002
	F2	53	0.11	0.000	22	-0.04	-0.002	31	0.07	0.002
	F3	173	0.29	0.001	93	-0.15	-0.002	80	0.14	0.002
	F4	33	0.05	0.000	16	-0.02	-0.001	17	0.03	0.002
	F5	2	0.00	0.000	1	0.00	-0.000	1	0.00	0.000
	F6	18	0.04	0.000	6	-0.02	-0.003	12	0.02	0.002
	F7	1	0.00	0.000	1	0.00	-0.000	0	0.00	-
	F9	1	0.00	0.000	1	0.00	-0.000	0	0.00	-
30	Totale	445	0.57	0.001	147	-0.15	-0.005	298	0.42	0.007
	F0	4	0.00	0.000	2	0.00	-0.000	2	0.00	0.000
	F1	218	0.31	0.001	43	-0.04	-0.001	175	0.27	0.002
	F2	31	0.05	0.000	13	-0.02	-0.002	18	0.03	0.002
	F3	143	0.17	0.000	65	-0.07	-0.001	78	0.10	0.001

Clinica	Diagnosi principale	Casi con deviazioni (totale)			Casi con autovalutazione superiore			Casi con valutazione esterna più elevata		
		N	Deviazione (totale)	Deviazione (media)	N	Deviazione (totale)	Deviazione (media)	N	Deviazione (totale)	Deviazione (media)
	F4	35	0.03	0.000	19	-0.02	-0.001	16	0.01	0.001
	F6	10	0.01	0.000	3	0.00	-0.000	7	0.01	0.001
	F7	1	0.00	0.000	1	0.00	-0.000	0	0.00	-
	F9	2	0.00	0.000	0	0.00	-	2	0.00	0.000
	Altri	1	0.00	0.000	1	0.00	-0.000	0	0.00	-
32	Totale	205	0.65	0.003	61	-0.15	-0.014	144	0.50	0.033
	F0	1	0.00	0.000	0	0.00	-	1	0.00	0.000
	F1	36	0.10	0.000	6	-0.01	-0.002	30	0.09	0.003
	F2	26	0.12	0.001	4	-0.02	-0.005	22	0.10	0.005
	F3	72	0.20	0.001	32	-0.08	-0.002	40	0.12	0.003
	F4	53	0.16	0.001	15	-0.03	-0.002	38	0.13	0.003
	F6	13	0.05	0.000	3	-0.01	-0.003	10	0.04	0.004
	F8	1	0.01	0.000	0	0.00	-	1	0.01	0.010
	F9	1	0.00	0.000	1	0.00	-0.000	0	0.00	-
	Sconosciuto	2	0.01	0.000	0	0.00	-	2	0.01	0.005
34	Totale	357	0.54	0.001	190	-0.32	-0.009	167	0.22	0.005
	F1	96	0.13	0.000	44	-0.06	-0.001	52	0.07	0.001
	F2	22	0.04	0.000	8	-0.02	-0.002	14	0.02	0.001
	F3	161	0.26	0.001	94	-0.17	-0.002	67	0.09	0.001
	F4	34	0.05	0.000	17	-0.03	-0.002	17	0.02	0.001
	F5	1	0.00	0.000	0	0.00	-	1	0.00	0.000
	F6	37	0.06	0.000	21	-0.04	-0.002	16	0.02	0.001
	F8	1	0.00	0.000	1	0.00	-0.000	0	0.00	-
	F9	2	0.00	0.000	2	0.00	-0.000	0	0.00	-
	Altri	2	0.00	0.000	2	0.00	-0.000	0	0.00	-
	Sconosciuto	1	0.00	0.000	1	0.00	-0.000	0	0.00	-
35	Totale	424	0.63	0.001	167	-0.21	-0.006	257	0.42	0.008
	F0	3	0.00	0.000	2	0.00	-0.000	1	0.00	0.000
	F1	196	0.30	0.001	55	-0.06	-0.001	141	0.24	0.002
	F2	63	0.11	0.000	30	-0.05	-0.002	33	0.06	0.002
	F3	123	0.18	0.000	65	-0.09	-0.001	58	0.09	0.002
	F4	15	0.02	0.000	6	-0.01	-0.002	9	0.01	0.001
	F5	2	0.00	0.000	1	0.00	-0.000	1	0.00	0.000
	F6	21	0.02	0.000	7	0.00	-0.000	14	0.02	0.001
	F8	1	0.00	0.000	1	0.00	-0.000	0	0.00	-
36	Totale	178	0.52	0.003	112	-0.37	-0.027	66	0.15	0.019
	F0	1	0.00	0.000	0	0.00	-	1	0.00	0.000
	F1	54	0.16	0.001	30	-0.11	-0.004	24	0.05	0.002
	F2	21	0.06	0.000	9	-0.03	-0.003	12	0.03	0.002
	F3	67	0.17	0.001	48	-0.14	-0.003	19	0.03	0.002
	F4	28	0.10	0.001	19	-0.07	-0.004	9	0.03	0.003
	F5	1	0.00	0.000	1	0.00	-0.000	0	0.00	-
	F6	4	0.02	0.000	3	-0.01	-0.003	1	0.01	0.010
	F9	1	0.01	0.000	1	-0.01	-0.010	0	0.00	-
	Altri	1	0.00	0.000	1	0.00	-0.000	0	0.00	-
37	Totale	501	0.66	0.001	142	-0.11	-0.005	359	0.55	0.008
	F0	2	0.00	0.000	0	0.00	-	2	0.00	0.000
	F1	79	0.10	0.000	11	-0.01	-0.001	68	0.09	0.001
	F2	55	0.08	0.000	13	-0.01	-0.001	42	0.07	0.002
	F3	248	0.33	0.001	81	-0.06	-0.001	167	0.27	0.002
	F4	78	0.11	0.000	26	-0.02	-0.001	52	0.09	0.002

Clinica	Diagnosi principale	Casi con deviazioni (totale)			Casi con autovalutazione superiore			Casi con valutazione esterna più elevata		
		N	Deviazione (totale)	Deviazione (media)	N	Deviazione (totale)	Deviazione (media)	N	Deviazione (totale)	Deviazione (media)
39	F5	1	0.00	0.000	1	0.00	-0.000	0	0.00	-
	F6	36	0.04	0.000	9	-0.01	-0.001	27	0.03	0.001
	F7	1	0.00	0.000	0	0.00	-	1	0.00	0.000
	F8	1	0.00	0.000	1	0.00	-0.000	0	0.00	-
	Totale	863	0.50	0.000	347	-0.19	-0.003	516	0.31	0.004
	F0	3	0.00	0.000	1	0.00	-0.000	2	0.00	0.000
	F1	269	0.16	0.000	101	-0.05	-0.000	168	0.11	0.001
	F2	92	0.06	0.000	24	-0.02	-0.001	68	0.04	0.001
	F3	260	0.15	0.000	119	-0.07	-0.001	141	0.08	0.001
	F4	109	0.07	0.000	41	-0.02	-0.000	68	0.05	0.001
	F5	5	0.00	0.000	1	0.00	-0.000	4	0.00	0.000
	F6	117	0.06	0.000	56	-0.03	-0.001	61	0.03	0.000
	F8	1	0.00	0.000	0	0.00	-	1	0.00	0.000
F9	4	0.00	0.000	2	0.00	-0.000	2	0.00	0.000	
Altri	3	0.00	0.000	2	0.00	-0.000	1	0.00	0.000	
40	Totale	671	0.45	0.000	336	-0.24	-0.004	335	0.21	0.003
	F0	1	0.00	0.000	0	0.00	-	1	0.00	0.000
	F1	122	0.10	0.000	55	-0.05	-0.001	67	0.05	0.001
	F2	42	0.02	0.000	20	-0.01	-0.000	22	0.01	0.000
	F3	237	0.15	0.000	149	-0.10	-0.001	88	0.05	0.001
	F4	167	0.12	0.000	59	-0.04	-0.001	108	0.08	0.001
	F5	3	0.00	0.000	0	0.00	-	3	0.00	0.000
	F6	91	0.06	0.000	48	-0.04	-0.001	43	0.02	0.000
	F8	4	0.00	0.000	4	0.00	-0.000	0	0.00	-
	F9	4	0.00	0.000	1	0.00	-0.000	3	0.00	0.000
42	Totale	360	0.51	0.001	157	-0.24	-0.011	203	0.27	0.008
	F1	64	0.08	0.000	19	-0.02	-0.001	45	0.06	0.001
	F2	18	0.04	0.000	6	-0.02	-0.003	12	0.02	0.002
	F3	149	0.22	0.001	70	-0.11	-0.002	79	0.11	0.001
	F4	65	0.08	0.000	29	-0.04	-0.001	36	0.04	0.001
	F5	3	0.00	0.000	2	0.00	-0.000	1	0.00	0.000
	F6	46	0.07	0.000	24	-0.04	-0.002	22	0.03	0.001
	F7	2	0.00	0.000	0	0.00	-	2	0.00	0.000
	F8	1	0.00	0.000	1	0.00	-0.000	0	0.00	-
	F9	12	0.02	0.000	6	-0.01	-0.002	6	0.01	0.002
43	Totale	174	0.58	0.004	83	-0.29	-0.029	91	0.29	0.030
	F0	1	0.00	0.000	0	0.00	-	1	0.00	0.000
	F1	31	0.09	0.001	14	-0.03	-0.002	17	0.06	0.004
	F2	18	0.06	0.000	7	-0.02	-0.003	11	0.04	0.004
	F3	27	0.09	0.001	11	-0.05	-0.005	16	0.04	0.002
	F4	34	0.14	0.001	15	-0.07	-0.005	19	0.07	0.004
	F5	25	0.10	0.001	18	-0.08	-0.004	7	0.02	0.003
	F6	31	0.07	0.000	13	-0.02	-0.002	18	0.05	0.003
	F7	3	0.02	0.000	2	-0.01	-0.005	1	0.01	0.010
	F9	1	0.00	0.000	0	0.00	-	1	0.00	0.000
Altri	3	0.01	0.000	3	-0.01	-0.003	0	0.00	-	
44	Totale	376	0.52	0.000	214	-0.34	-0.010	162	0.18	0.010
	F0	6	0.01	0.000	4	0.00	-0.000	2	0.01	0.005
	F1	106	0.14	0.000	46	-0.07	-0.002	60	0.07	0.001
	F2	52	0.07	0.000	25	-0.04	-0.002	27	0.03	0.001
	F3	62	0.08	0.000	37	-0.06	-0.002	25	0.02	0.001

Clinica	Diagnosi principale	Casi con deviazioni (totale)			Casi con autovalutazione superiore			Casi con valutazione esterna più elevata		
		N	Deviazione (totale)	Deviazione (media)	N	Deviazione (totale)	Deviazione (media)	N	Deviazione (totale)	Deviazione (media)
46	F4	93	0.14	0.000	62	-0.11	-0.002	31	0.03	0.001
	F6	54	0.08	0.000	38	-0.06	-0.002	16	0.02	0.001
	F7	1	0.00	0.000	1	0.00	-0.000	0	0.00	-
	F8	1	0.00	0.000	1	0.00	-0.000	0	0.00	-
	F9	1	0.00	0.000	0	0.00	-	1	0.00	0.000
	Totale	86	0.59	0.006	44	-0.32	-0.039	42	0.27	0.031
	F1	56	0.33	0.004	36	-0.23	-0.006	20	0.10	0.005
	F2	4	0.04	0.000	0	0.00	-	4	0.04	0.010
	F3	12	0.10	0.001	3	-0.04	-0.013	9	0.06	0.007
48	F4	2	0.01	0.000	1	-0.01	-0.010	1	0.00	0.000
	F6	12	0.11	0.001	4	-0.04	-0.010	8	0.07	0.009
	Totale	9	1.01	0.113	3	-0.19	-0.190	6	0.82	0.273
	F2	1	0.14	0.016	1	-0.14	-0.140	0	0.00	-
49	F3	4	0.41	0.046	1	-0.01	-0.010	3	0.40	0.133
	F4	4	0.46	0.051	1	-0.04	-0.040	3	0.42	0.140
	Totale	364	0.81	0.001	111	-0.19	-0.010	253	0.62	0.012
	F1	20	0.06	0.000	4	-0.01	-0.002	16	0.05	0.003
	F2	60	0.13	0.000	20	-0.03	-0.002	40	0.10	0.002
	F3	191	0.43	0.001	56	-0.09	-0.002	135	0.34	0.003
	F4	37	0.08	0.000	11	-0.02	-0.002	26	0.06	0.002
	F5	1	0.00	0.000	0	0.00	-	1	0.00	0.000
51	F6	48	0.11	0.000	19	-0.04	-0.002	29	0.07	0.002
	F7	2	0.00	0.000	0	0.00	-	2	0.00	0.000
	F8	5	0.00	0.000	1	0.00	-0.000	4	0.00	0.000
	Totale	480	0.55	0.001	166	-0.16	-0.005	314	0.39	0.009
	F0	3	0.01	0.000	0	0.00	-	3	0.01	0.003
	F1	124	0.13	0.000	38	-0.03	-0.001	86	0.10	0.001
	F2	44	0.06	0.000	12	-0.01	-0.001	32	0.05	0.002
	F3	225	0.28	0.001	85	-0.10	-0.001	140	0.18	0.001
	F4	48	0.04	0.000	15	-0.01	-0.001	33	0.03	0.001
52	F5	1	0.00	0.000	0	0.00	-	1	0.00	0.000
	F6	31	0.03	0.000	15	-0.01	-0.001	16	0.02	0.001
	F7	2	0.00	0.000	1	0.00	-0.000	1	0.00	0.000
	F8	2	0.00	0.000	0	0.00	-	2	0.00	0.000
	Totale	626	0.56	0.000	182	-0.11	-0.003	444	0.45	0.007
	F0	5	0.01	0.000	0	0.00	-	5	0.01	0.002
	F1	140	0.15	0.000	20	-0.01	-0.000	120	0.14	0.001
	F2	44	0.05	0.000	4	0.00	-0.000	40	0.05	0.001
	F3	262	0.21	0.000	106	-0.07	-0.001	156	0.14	0.001
54	F4	94	0.08	0.000	34	-0.02	-0.001	60	0.06	0.001
	F5	3	0.00	0.000	0	0.00	-	3	0.00	0.000
	F6	72	0.06	0.000	18	-0.01	-0.001	54	0.05	0.001
	F8	1	0.00	0.000	0	0.00	-	1	0.00	0.000
	F9	4	0.00	0.000	0	0.00	-	4	0.00	0.000
	Altri	1	0.00	0.000	0	0.00	-	1	0.00	0.000
	Totale	279	0.55	0.002	85	-0.13	-0.004	194	0.42	0.020
	F0	1	0.00	0.000	0	0.00	-	1	0.00	0.000
	F1	13	0.04	0.000	1	0.00	-0.000	12	0.04	0.003
F2	5	0.02	0.000	0	0.00	-	5	0.02	0.004	
F3	101	0.20	0.001	27	-0.04	-0.001	74	0.16	0.002	
F4	83	0.14	0.001	34	-0.05	-0.001	49	0.09	0.002	

Clinica	Diagnosi principale	Casi con deviazioni (totale)			Casi con autovalutazione superiore			Casi con valutazione esterna più elevata		
		N	Deviazione (totale)	Deviazione (media)	N	Deviazione (totale)	Deviazione (media)	N	Deviazione (totale)	Deviazione (media)
56	F5	4	0.00	0.000	0	0.00	-	4	0.00	0.000
	F6	61	0.13	0.000	20	-0.04	-0.002	41	0.09	0.002
	F8	8	0.01	0.000	2	0.00	-0.000	6	0.01	0.002
	F9	3	0.01	0.000	1	0.00	-0.000	2	0.01	0.005
	Totale	1293	0.52	0.000	446	-0.16	0.000	847	0.36	0.001
	F0	11	0.00	0.000	4	0.00	-0.000	7	0.00	0.000
	F1	280	0.11	0.000	86	-0.03	-0.000	194	0.08	0.000
	F2	91	0.05	0.000	26	-0.01	-0.000	65	0.04	0.001
	F3	643	0.27	0.000	237	-0.09	-0.000	406	0.18	0.000
	F4	144	0.06	0.000	47	-0.02	-0.000	97	0.04	0.000
58	F5	3	0.00	0.000	2	0.00	-0.000	1	0.00	0.000
	F6	106	0.03	0.000	38	-0.01	-0.000	68	0.02	0.000
	F7	3	0.00	0.000	0	0.00	-	3	0.00	0.000
	F8	7	0.00	0.000	4	0.00	-0.000	3	0.00	0.000
	F9	5	0.00	0.000	2	0.00	-0.000	3	0.00	0.000
	Totale	773	0.47	0.000	282	-0.16	-0.003	491	0.31	0.005
	F0	2	0.00	0.000	0	0.00	-	2	0.00	0.000
	F1	20	0.02	0.000	8	-0.01	-0.001	12	0.01	0.001
66	F2	39	0.03	0.000	24	-0.02	-0.001	15	0.01	0.001
	F3	545	0.34	0.000	201	-0.11	-0.001	344	0.23	0.001
	F4	139	0.07	0.000	43	-0.02	-0.000	96	0.05	0.001
	F5	5	0.00	0.000	0	0.00	-	5	0.00	0.000
	F6	23	0.01	0.000	6	0.00	-0.000	17	0.01	0.001
	Totale	64	0.52	0.008	36	-0.29	-0.030	28	0.23	0.036
70	F1	24	0.17	0.003	12	-0.06	-0.005	12	0.11	0.009
	F2	2	0.01	0.000	0	0.00	-	2	0.01	0.005
	F3	26	0.25	0.004	14	-0.17	-0.012	12	0.08	0.007
	F4	9	0.07	0.001	7	-0.04	-0.006	2	0.03	0.015
	F6	3	0.02	0.000	3	-0.02	-0.007	0	0.00	-
	Totale	255	0.59	0.002	77	-0.14	-0.007	178	0.45	0.013
71	F1	17	0.04	0.000	4	-0.01	-0.002	13	0.03	0.002
	F2	23	0.05	0.000	8	-0.01	-0.001	15	0.04	0.003
	F3	172	0.40	0.002	58	-0.11	-0.002	114	0.29	0.003
	F4	35	0.08	0.000	6	-0.01	-0.002	29	0.07	0.002
	F6	8	0.02	0.000	1	0.00	-0.000	7	0.02	0.003
	Totale	133	0.58	0.004	47	-0.16	-0.025	86	0.42	0.024
	F1	32	0.15	0.001	8	-0.02	-0.002	24	0.13	0.005
	F2	17	0.10	0.001	3	-0.01	-0.003	14	0.09	0.006
73	F3	44	0.17	0.001	18	-0.06	-0.003	26	0.11	0.004
	F4	25	0.10	0.001	11	-0.04	-0.004	14	0.06	0.004
	F5	1	0.00	0.000	0	0.00	-	1	0.00	0.000
	F6	12	0.05	0.000	6	-0.02	-0.003	6	0.03	0.005
	Altri	1	0.01	0.000	1	-0.01	-0.010	0	0.00	-
	Sconosciuto	1	0.00	0.000	0	0.00	-	1	0.00	0.000
73	Totale	54	0.54	0.009	26	-0.25	-0.049	28	0.29	0.052
	F0	1	0.01	0.000	1	-0.01	-0.010	0	0.00	-
	F1	8	0.08	0.001	4	-0.04	-0.010	4	0.04	0.010
	F2	10	0.11	0.002	4	-0.04	-0.010	6	0.07	0.012
	F3	24	0.23	0.004	9	-0.08	-0.009	15	0.15	0.010
	F4	10	0.10	0.002	8	-0.08	-0.010	2	0.02	0.010
	F7	1	0.01	0.000	0	0.00	-	1	0.01	0.010

Clinica	Diagnosi principale	Casi con deviazioni (totale)			Casi con autovalutazione superiore			Casi con valutazione esterna più elevata		
		N	Deviazione (totale)	Deviazione (media)	N	Deviazione (totale)	Deviazione (media)	N	Deviazione (totale)	Deviazione (media)
74	Totale	2	0.39	0.195	1	-0.17	-0.170	1	0.22	0.220
	F3	2	0.39	0.195	1	-0.17	-0.170	1	0.22	0.220
82	Totale	160	0.90	0.005	25	-0.11	-0.015	135	0.79	0.031
	F1	37	0.19	0.001	6	-0.03	-0.005	31	0.16	0.005
	F2	41	0.22	0.001	8	-0.03	-0.004	33	0.19	0.006
	F3	53	0.30	0.002	9	-0.05	-0.006	44	0.25	0.006
	F4	18	0.12	0.001	1	0.00	-0.000	17	0.12	0.007
	F6	11	0.07	0.000	1	0.00	-0.000	10	0.07	0.007
83	Totale	256	0.58	0.002	43	-0.04	-0.002	213	0.54	0.013
	F0	1	0.00	0.000	0	0.00	-	1	0.00	0.000
	F1	11	0.03	0.000	0	0.00	-	11	0.03	0.003
	F2	10	0.03	0.000	1	0.00	-0.000	9	0.03	0.003
	F3	134	0.32	0.001	23	-0.03	-0.001	111	0.29	0.003
	F4	93	0.19	0.001	16	-0.01	-0.001	77	0.18	0.002
	F6	6	0.01	0.000	2	0.00	-0.000	4	0.01	0.002
	F8	1	0.00	0.000	1	0.00	-0.000	0	0.00	-
88	Totale	21	0.65	0.030	12	-0.41	-0.145	9	0.24	0.068
	F1	9	0.26	0.012	3	-0.09	-0.030	6	0.17	0.028
	F2	4	0.21	0.010	2	-0.15	-0.075	2	0.06	0.030
	F3	5	0.15	0.007	5	-0.15	-0.030	0	0.00	-
	F4	3	0.03	0.001	2	-0.02	-0.010	1	0.01	0.010
99	Totale	47	0.57	0.012	22	-0.32	-0.053	25	0.25	0.038
	F1	4	0.03	0.001	2	-0.02	-0.010	2	0.01	0.005
	F3	29	0.34	0.007	13	-0.17	-0.013	16	0.17	0.011
	F4	11	0.18	0.004	6	-0.12	-0.020	5	0.06	0.012
	F6	2	0.01	0.000	1	-0.01	-0.010	1	0.00	0.000
	F7	1	0.01	0.000	0	0.00	-	1	0.01	0.010
122	Totale	426	0.61	0.001	218	-0.30	-0.007	208	0.31	0.008
	F0	1	0.00	0.000	0	0.00	-	1	0.00	0.000
	F1	45	0.07	0.000	20	-0.02	-0.001	25	0.05	0.002
	F2	42	0.07	0.000	20	-0.03	-0.002	22	0.04	0.002
	F3	223	0.31	0.001	120	-0.17	-0.001	103	0.14	0.001
	F4	66	0.10	0.000	33	-0.05	-0.002	33	0.05	0.002
	F5	1	0.00	0.000	1	0.00	-0.000	0	0.00	-
	F6	44	0.06	0.000	22	-0.03	-0.001	22	0.03	0.001
	F7	1	0.00	0.000	0	0.00	-	1	0.00	0.000
	F8	1	0.00	0.000	1	0.00	-0.000	0	0.00	-
F9	2	0.00	0.000	1	0.00	-0.000	1	0.00	0.000	

Tabella 31: Deviazioni tra l'autovalutazione e la valutazione da parte di terzi della riduzione del peso dei sintomi nei fornitori di prestazioni di base e della medicina acuta

Misure restrittive della libertà: quota di casi interessati

Clinica	Numero	Caso con almeno una misura restrittiva della libertà	
		Numero	Percentuale
Totale	60,008	5,970	9.9%
03	3,639	376	10.3%
06	841	77	9.2%
07	773	97	12.5%
08	2,565	392	15.3%
12	1,274	10	0.8%
13	2,436	359	14.7%
17	1,276	28	2.2%
18	309	0	-
21	1,584	142	9.0%
22	2,906	163	5.6%
24	1,470	124	8.4%
26	2,222	389	17.5%
28	1,041	162	15.6%
30	1,651	183	11.1%
32	1,195	165	13.8%
34	1,330	190	14.3%
35	1,559	233	14.9%
36	743	80	10.8%
37	1,940	345	17.8%
39	2,029	234	11.5%
40	1,343	56	4.2%
42	1,006	19	1.9%
43	2,049	163	8.0%
44	462	8	1.7%
46	1,905	116	6.1%
48	736	35	4.8%
49	1,201	62	5.2%
51	1,324	163	12.3%
52	4,290	382	8.9%
54	1,243	152	12.2%
56	2,681	172	6.4%
58	2,017	60	3.0%
66	542	13	2.4%
70	333	0	-
71	867	142	16.4%
73	990	109	11.0%
74	893	175	19.6%
82	1,534	337	22.0%
83	510	0	-
88	122	2	1.6%
99	283	0	-

		Caso con almeno una misura restrittiva della libertà	
Clinica	Numero	Numero	Percentuale
122	894	55	6.2%

Tabella 32: misure restrittive della libertà: quota di casi interessati nei fornitori di prestazioni di base e della medicina acuta

Osservazione:

Sono riportate solo le cliniche che hanno applicato almeno una volta questa MRL.

Misure restrittive della libertà: isolamenti per motivi psichiatrici (intensità)

Clinica	Intensità d'isolamento a causa di indicazioni psichiatriche (frequenza*durata)		
	N valido	valore medio	Deviazione standard del valore medio
Totale	5,113	96.841	4.587
03	308	144.37	29.191
06	76	53.99	9.304
07	95	103.26	11.993
08	345	104.31	7.705
12	9	34.32	8.480
13	351	114.24	13.089
17	27	119.76	36.189
21	128	23.13	5.961
22	157	30.36	3.609
24	97	112.80	12.389
26	354	275.34	50.766
28	154	38.60	6.540
30	182	93.47	12.047
32	142	136.52	15.351
34	180	61.68	9.019
35	221	62.14	10.447
36	71	113.94	17.195
37	338	61.96	6.455
39	229	75.40	8.608
40	23	31.42	8.127
44	5	70.85	42.637
46	69	305.36	94.129
48	16	210.11	34.153
49	1	26.60	-
51	150	42.53	5.139
52	328	39.21	3.910

Clinica	Intensità d'isolamento a causa di indicazioni psichiatriche (frequenza*durata)		
	N valido	valore medio	Deviazione standard del valore medio
54	150	41.72	4.917
56	114	80.24	14.006
58	53	12.39	1.634
71	141	71.67	7.227
73	93	206.56	28.921
74	125	146.86	15.548
82	334	43.90	4.589
122	47	92.72	16.836

Tabella 33: misure restrittive della libertà: isolamenti per motivi psichiatrici (intensità) nei fornitori di prestazioni di base e della medicina acuta

Osservazione:

sono riportate solo le cliniche che hanno applicato almeno una volta questa MRL.

Misure restrittive della libertà: isolamenti per motivi somatici/infettivi (intensità)

Clinica	Intensità d'isolamento a causa di indicazioni infettivologiche/somatiche (frequenza*durata)		
	N valido	valore medio	Deviazione standard del valore medio
Totale	109	81.934	10.434
03	34	70.72	9.439
08	4	313.27	221.453
28	1	101.72	-
32	1	4.75	-
36	3	64.32	15.783
46	7	68.48	41.314
51	3	59.08	30.983
56	42	79.59	11.855
74	7	111.80	17.217
82	1	14.50	-
122	6	29.54	11.295

Tabella 34: misure restrittive della libertà: isolamenti per motivi somatici/infettivi (intensità) nei fornitori di prestazioni di base e della medicina acuta

Osservazione:

sono riportate solo le cliniche che hanno applicato almeno una volta questa MRL.

Misure restrittive della libertà: immobilizzazione (intensità)

Clinica	Intensità d'immobilizzazione (frequenza*durata)		
	N valido	valore medio	Deviazione standard del valore medio
Totale	417	32.424	5.252
03	10	48.92	42.159
06	2	12.88	2.550
07	2	0.12	0.075
08	23	36.62	12.439
13	103	38.37	12.117
17	13	60.29	19.284
21	3	27.69	15.293
24	19	25.50	8.146
26	14	140.82	115.724
28	15	5.56	1.094
30	11	18.27	4.601
34	34	39.73	8.713
35	36	31.68	7.534
36	4	10.20	3.656
37	5	15.26	8.059
39	37	10.18	2.340
40	18	18.27	2.910
42	1	21.33	-
46	14	8.05	4.786
49	2	22.25	0.533
51	5	63.04	37.433
52	11	6.36	1.984
54	5	16.10	2.287
56	3	18.03	5.914
66	4	12.58	0.958
71	2	16.42	4.917
73	1	3.00	-
82	3	12.92	1.341
122	17	27.44	10.209

Tabella 35: misure restrittive della libertà: immobilizzazioni (intensità) nei fornitori di prestazioni di base e della medicina acuta

Osservazione:

sono riportate solo le cliniche che hanno applicato almeno una volta questa MRL.

Misure restrittive della libertà: medicazione forzata (frequenza)

Clinica	Medicazione forzata (frequenza/caso)		
	N valido	valore medio	Deviazione standard del valore medio
Totale	2,191	5.913	0.478
03	145	1.53	0.088
06	22	1.09	0.063
07	25	1.36	0.128
08	158	7.20	1.694
12	2	1.00	0.000
13	63	1.75	0.232
17	19	1.26	0.129
21	90	3.11	0.631
22	95	1.55	0.165
24	76	2.00	0.300
26	62	55.89	9.369
28	55	1.25	0.098
30	12	1.25	0.179
32	74	1.28	0.062
34	51	1.65	0.118
35	41	2.68	0.473
36	21	1.48	0.245
37	98	1.25	0.082
39	87	2.22	1.011
40	24	2.71	0.579
42	19	3.42	1.055
43	163	1.96	0.140
46	14	1.79	0.395
48	21	1.05	0.048
49	62	1.50	0.143
51	43	1.81	0.273
52	205	23.95	3.179
54	86	1.37	0.088
56	72	5.44	0.637
58	37	1.73	0.221
66	10	1.40	0.221
71	38	2.47	1.003
73	8	2.25	0.620
74	25	1.92	0.439
82	134	1.77	0.286
88	2	1.00	0.000
122	32	2.28	0.502

Tabella 36: misure restrittive della libertà: medicazioni forzate (frequenza) nei fornitori di prestazioni di base e della medicina acuta

Osservazione: sono riportate solo le cliniche che hanno applicato almeno una volta questa MRL.

Misure restrittive della libertà: restrizioni della libertà di movimento (frequenza)

Clinica	Restrizione della libertà di movimento (frequenza/caso)		
	N valido	valore medio	Deviazione standard del valore medio
Totale	106	3.877	0.783
03	2	1.00	0.000
07	5	1.40	0.400
08	2	1.00	0.000
13	20	2.65	1.113
24	14	1.79	0.505
26	21	3.81	1.559
32	1	1.00	-
35	3	3.33	1.202
36	5	2.00	0.548
39	3	10.67	2.728
44	5	15.20	7.889
46	9	10.11	5.962
52	1	1.00	-
73	1	1.00	-
74	5	1.00	0.000
122	9	1.67	0.333

Tabella 37: misure restrittive della libertà: restrizioni della libertà di movimento (frequenza) nei fornitori di prestazioni di base e della medicina acuta

Osservazione:

sono riportate solo le cliniche che hanno applicato almeno una volta questa MRL.

Misure restrittive della libertà: contenzione (intensità)

Clinica	Intensità di contenzione (frequenza*durata)		
	N valido	valore medio	Deviazione standard del valore medio
Totale	116	1.827	0.508
03	3	0.11	0.028
08	7	8.05	3.488
21	21	0.34	0.068
24	31	0.48	0.130
28	15	0.13	0.023
30	1	0.25	-
32	2	0.25	0.000
34	1	0.50	-
46	19	6.17	2.481
52	1	0.25	-
74	3	1.31	0.658
122	12	0.71	0.130

Tabella 38: misure restrittive della libertà: contenzione (intensità) nei fornitori di prestazioni di base e della medicina acuta

Osservazione:

sono riportate solo le cliniche che hanno applicato almeno una volta questa MRL.

A3. Risultati della misurazione (cliniche specializzate)

Valutazione da parte di terzi del peso dei sintomi: valore comparativo HoNOS

Clinica	N valido	Parametro della qualità		Valore com-parativo		IC semplice di valore comparativo		IC simultaneo di valore comparativo	
		valore medio	Errore standard del valore medio	Valore comparativo	Errore standard	IC 95% (limite inferiore)	IC 95% (limite superiore)	IC 95% (limite inferiore)	IC 95% (limite superiore)
01	736	4.899	0.258	-1.229	0.255	-1.729	-0.729	-2.049	-0.409
02	723	7.086	0.187	0.958	0.183	0.600	1.317	0.370	1.547
05	300	0.205	0.591	-5.923	0.590	-7.080	-4.766	-7.821	-4.025
10	67	5.426	0.840	-0.702	0.839	-2.347	0.943	-3.400	1.996
14	113	5.486	0.568	-0.642	0.567	-1.753	0.469	-2.464	1.180
15	174	9.426	0.381	3.299	0.379	2.556	4.041	2.080	4.517
19	468	4.367	0.918	-1.761	0.918	-3.559	0.038	-4.711	1.189
23	510	5.203	0.220	-0.925	0.217	-1.350	-0.501	-1.622	-0.229
25	174	12.817	0.511	6.689	0.510	5.689	7.689	5.049	8.328
27	135	6.408	0.442	0.280	0.440	-0.583	1.143	-1.136	1.695
29	393	6.033	0.240	-0.095	0.237	-0.560	0.371	-0.858	0.669
33	350	5.075	0.285	-1.052	0.283	-1.607	-0.498	-1.962	-0.143
38	306	3.990	0.331	-2.137	0.329	-2.781	-1.493	-3.194	-1.081
45	209	6.525	2.442	0.398	2.442	-4.388	5.183	-7.452	8.247
47	135	4.800	0.622	-1.328	0.620	-2.544	-0.112	-3.323	0.667
50	570	6.105	0.211	-0.023	0.208	-0.431	0.385	-0.692	0.646
57	645	5.612	0.231	-0.516	0.228	-0.962	-0.069	-1.248	0.216
59	375	6.215	0.384	0.088	0.382	-0.661	0.836	-1.140	1.315
60	332	5.575	0.255	-0.553	0.252	-1.048	-0.058	-1.365	0.259
61	557	5.010	0.208	-1.118	0.204	-1.519	-0.718	-1.776	-0.461
62	71	9.188	0.712	3.060	0.711	1.666	4.453	0.774	5.345
63	680	8.342	0.212	2.215	0.209	1.805	2.624	1.542	2.887
65	204	7.688	0.354	1.560	0.352	0.871	2.250	0.430	2.691
67	8	7.996	1.658	1.869	1.657	-	-	-	-
69	786	5.772	0.224	-0.356	0.221	-0.789	0.078	-1.066	0.355
72	126	6.856	1.389	0.728	1.389	-1.995	3.450	-3.738	5.194
75	311	6.824	0.324	0.696	0.322	0.066	1.327	-0.338	1.730
76	425	7.439	0.312	1.311	0.309	0.705	1.918	0.316	2.306
77	158	9.307	0.430	3.179	0.428	2.340	4.019	1.803	4.556
79	361	5.223	0.362	-0.905	0.360	-1.611	-0.198	-2.063	0.254
85	37	6.681	0.846	0.553	0.845	-1.102	2.209	-2.162	3.269
86	218	5.025	0.341	-1.103	0.339	-1.768	-0.438	-2.194	-0.012
87	187	8.158	0.370	2.030	0.368	1.309	2.751	0.847	3.213
92	112	7.070	0.506	0.942	0.505	-0.047	1.932	-0.681	2.565
93	374	10.386	0.259	4.258	0.256	3.757	4.760	3.436	5.081
94	141	5.980	0.470	-0.148	0.469	-1.066	0.771	-1.654	1.359
95	194	5.649	0.354	-0.478	0.352	-1.168	0.211	-1.609	0.652
96	196	4.394	0.338	-1.734	0.336	-2.392	-1.076	-2.813	-0.655

Clinica	N valido	Parametro della qualità		Valore com-parativo		IC semplice di valore comparativo		IC simultaneo di valore comparativo	
		valore medio	Errore standard del valore medio	Valore comparativo	Errore standard	IC 95% (limite inferiore)	IC 95% (limite superiore)	IC 95% (limite inferiore)	IC 95% (limite superiore)
97	423	6.784	0.241	0.657	0.238	0.190	1.123	-0.109	1.422
98	262	3.852	0.883	-2.276	0.882	-4.005	-0.546	-5.112	0.561

Tabella 39: valutazione da parte di terzi del peso dei sintomi: valore comparativo HoNOS nelle cliniche specializzate

Osservazione:

Nelle cliniche con n < 30 non sono stati calcolati gli intervalli di confidenza.

Autovalutazione del peso dei sintomi: valore comparativo BSCL

Clinica	N valido	Parametro della qualità		Valore com-parativo		IC semplice di valore comparativo		IC simultaneo di valore comparativo	
		valore medio	Errore standard del valore medio	Valore comparativo	Errore standard	IC 95% (limite inferiore)	IC 95% (limite superiore)	IC 95% (limite inferiore)	IC 95% (limite superiore)
01	596	27.772	1.315	-0.656	1.286	-3.177	1.865	-4.770	3.458
02	537	20.713	1.171	-7.715	1.138	-9.946	-5.483	-11.357	-4.073
05	192	22.741	3.159	-5.687	3.147	-11.856	0.482	-15.755	4.381
10	46	36.640	4.307	8.211	4.298	-0.214	16.637	-5.538	21.961
14	83	31.346	3.337	2.918	3.326	-3.601	9.437	-7.720	13.556
15	114	31.787	2.519	3.359	2.504	-1.550	8.267	-4.652	11.369
19	377	28.739	2.976	0.310	2.963	-5.498	6.119	-9.168	9.789
23	333	25.507	1.478	-2.922	1.452	-5.768	-0.075	-7.566	1.723
25	179	40.348	2.329	11.919	2.312	7.386	16.452	4.522	19.317
27	57	31.412	3.538	2.983	3.528	-3.932	9.898	-8.302	14.268
29	380	27.977	1.379	-0.452	1.351	-3.100	2.196	-4.773	3.870
33	205	27.494	1.911	-0.934	1.891	-4.641	2.772	-6.983	5.114
38	196	30.029	2.059	1.601	2.040	-2.399	5.600	-4.927	8.128
45	170	20.766	4.067	-7.662	4.058	-15.616	0.292	-20.642	5.318
47	0	-	-	-	-	-	-	-	-
50	352	29.566	1.447	1.137	1.421	-1.648	3.923	-3.409	5.683
57	509	27.867	1.357	-0.561	1.329	-3.166	2.044	-4.813	3.691
59	131	37.823	2.459	9.394	2.444	4.604	14.185	1.576	17.212
60	131	26.088	2.273	-2.340	2.257	-6.763	2.084	-9.559	4.879
61	489	31.676	1.239	3.248	1.208	0.879	5.616	-0.618	7.113

Clinica	N valido	Parametro della qualità		Valore com-parativo		IC semplice di valore comparativo		IC simultaneo di valore comparativo	
		valore medio	Errore standard del valore medio	Valore com-parativo	Errore standard	IC 95% (limite inferiore)	IC 95% (limite superiore)	IC 95% (limite inferiore)	IC 95% (limite superiore)
62	48	24.193	4.094	-4.236	4.084	-12.242	3.771	-17.302	8.830
63	456	34.245	1.329	5.817	1.300	3.268	8.366	1.658	9.977
65	97	28.739	2.706	0.311	2.692	-4.965	5.587	-8.299	8.921
67	8	23.326	9.253	-5.102	9.249	-	-	-	-
69	651	27.625	1.190	-0.803	1.158	-3.072	1.466	-4.506	2.900
72	28	33.211	5.247	4.783	5.240	-	-	-	-
75	185	26.901	2.186	-1.527	2.169	-5.779	2.724	-8.465	5.411
76	286	28.154	1.789	-0.274	1.767	-3.739	3.191	-5.928	5.380
77	56	37.417	3.543	8.989	3.533	2.064	15.914	-2.312	20.290
79	135	22.451	2.654	-5.978	2.640	-11.152	-0.803	-14.422	2.467
85	6	38.704	10.600	10.275	10.596	-	-	-	-
86	195	23.654	2.006	-4.774	1.987	-8.670	-0.879	-11.131	1.583
87	55	31.594	3.534	3.166	3.523	-3.741	10.072	-8.105	14.436
92	55	33.445	3.628	5.016	3.618	-2.075	12.108	-6.557	16.590
93	196	29.310	1.898	0.881	1.878	-2.800	4.563	-5.126	6.889
94	111	34.339	2.581	5.911	2.567	0.880	10.942	-2.299	14.122
95	120	31.443	2.444	3.014	2.429	-1.746	7.775	-4.755	10.784
96	165	31.310	2.067	2.882	2.048	-1.134	6.897	-3.671	9.435
97	389	28.791	1.403	0.363	1.375	-2.333	3.059	-4.037	4.763
98	210	24.271	4.194	-4.157	4.185	-12.360	4.046	-17.544	9.230

Tabella 40: autovalutazione del peso dei sintomi: valore comparativo BSCL nelle cliniche specializzate

Osservazione:

nelle cliniche con n < 30 non sono stati calcolati gli intervalli di confidenza.

Deviazioni tra autovalutazione e valutazione da parte di terzi

Clinica	Diagnosi principale	Casi con deviazioni (totale)			Casi con autovalutazione superiore			Casi con valutazione esterna più elevata		
		N	Deviazione (totale)	Deviazione (media)	N	Deviazione (totale)	Deviazione (media)	N	Deviazione (totale)	Deviazione (media)
01	Totale	595	0.43	0.000	325	-0.24	-0.004	270	0.19	0.003
	F0	1	0.00	0.000	0	0.00	-	1	0.00	0.000
	F1	1	0.00	0.000	0	0.00	-	1	0.00	0.000
	F2	4	0.00	0.000	4	0.00	-0.000	0	0.00	-

Clinica	Diagnosi principale	Casi con deviazioni (totale)			Casi con autovalutazione superiore			Casi con valutazione esterna più elevata		
		N	Deviazione (totale)	Deviazione (media)	N	Deviazione (totale)	Deviazione (media)	N	Deviazione (totale)	Deviazione (media)
	F3	368	0.27	0.000	208	-0.16	-0.001	160	0.11	0.001
	F4	121	0.09	0.000	60	-0.04	-0.001	61	0.05	0.001
	F5	15	0.01	0.000	8	-0.01	-0.001	7	0.00	0.000
	F6	75	0.06	0.000	39	-0.03	-0.001	36	0.03	0.001
	F8	4	0.00	0.000	2	0.00	-0.000	2	0.00	0.000
	F9	5	0.00	0.000	3	0.00	-0.000	2	0.00	0.000
	Altri	1	0.00	0.000	1	0.00	-0.000	0	0.00	-
02	Totale	529	0.51	0.001	175	-0.14	-0.004	354	0.37	0.004
	F2	2	0.00	0.000	0	0.00	-	2	0.00	0.000
	F3	311	0.31	0.001	103	-0.09	-0.001	208	0.22	0.001
	F4	129	0.12	0.000	44	-0.03	-0.001	85	0.09	0.001
	F5	49	0.04	0.000	16	-0.01	-0.001	33	0.03	0.001
	F6	35	0.04	0.000	12	-0.01	-0.001	23	0.03	0.001
	F8	1	0.00	0.000	0	0.00	-	1	0.00	0.000
	F9	2	0.00	0.000	0	0.00	-	2	0.00	0.000
05	Totale	188	0.57	0.003	68	-0.16	-0.004	120	0.41	0.010
	F1	135	0.39	0.002	53	-0.13	-0.002	82	0.26	0.003
	F4	50	0.17	0.001	15	-0.03	-0.002	35	0.14	0.004
	F6	3	0.01	0.000	0	0.00	-	3	0.01	0.003
10	Totale	46	0.51	0.011	18	-0.14	-0.008	28	0.37	0.013
	F2	46	0.51	0.011	18	-0.14	-0.008	28	0.37	0.013
14	Totale	83	0.49	0.006	50	-0.31	-0.011	33	0.18	0.010
	F1	16	0.07	0.001	9	-0.04	-0.004	7	0.03	0.004
	F5	67	0.42	0.005	41	-0.27	-0.007	26	0.15	0.006
15	Totale	113	0.41	0.004	57	-0.22	-0.021	56	0.19	0.011
	F1	20	0.06	0.001	5	-0.02	-0.004	15	0.04	0.003
	F2	7	0.03	0.000	7	-0.03	-0.004	0	0.00	-
	F3	49	0.18	0.002	25	-0.09	-0.004	24	0.09	0.004
	F4	34	0.13	0.001	18	-0.07	-0.004	16	0.06	0.004
	F6	3	0.01	0.000	2	-0.01	-0.005	1	0.00	0.000
19	Totale	372	0.51	0.001	180	-0.23	-0.003	192	0.28	0.003
	F3	351	0.48	0.001	167	-0.21	-0.001	184	0.27	0.001
	F4	2	0.00	0.000	0	0.00	-	2	0.00	0.000
	F6	19	0.03	0.000	13	-0.02	-0.002	6	0.01	0.002
23	Totale	333	0.45	0.001	158	-0.24	-0.007	175	0.21	0.007
	F0	5	0.01	0.000	1	0.00	-0.000	4	0.01	0.002
	F1	29	0.03	0.000	10	-0.01	-0.001	19	0.02	0.001
	F2	23	0.03	0.000	11	-0.02	-0.002	12	0.01	0.001
	F3	216	0.30	0.001	107	-0.16	-0.001	109	0.14	0.001
	F4	41	0.06	0.000	21	-0.04	-0.002	20	0.02	0.001
	F5	3	0.00	0.000	0	0.00	-	3	0.00	0.000
	F6	16	0.02	0.000	8	-0.01	-0.001	8	0.01	0.001
25	Totale	160	0.92	0.004	22	-0.08	-0.012	138	0.84	0.056
	F1	54	0.36	0.002	3	-0.01	-0.003	51	0.35	0.007
	F2	1	0.02	0.000	0	0.00	-	1	0.02	0.020
	F3	8	0.04	0.000	2	-0.01	-0.005	6	0.03	0.005
	F4	7	0.03	0.000	0	0.00	-	7	0.03	0.004
	F5	23	0.08	0.000	2	0.00	-0.000	21	0.08	0.004
	F6	65	0.38	0.002	15	-0.06	-0.004	50	0.32	0.006
	F8	1	0.00	0.000	0	0.00	-	1	0.00	0.000
	F9	1	0.01	0.000	0	0.00	-	1	0.01	0.010

Clinica	Diagnosi principale	Casi con deviazioni (totale)			Casi con autovalutazione superiore			Casi con valutazione esterna più elevata		
		N	Deviazione (totale)	Deviazione (media)	N	Deviazione (totale)	Deviazione (media)	N	Deviazione (totale)	Deviazione (media)
27	Totale	57	0.52	0.009	20	-0.18	-0.028	37	0.34	0.055
	F1	17	0.18	0.003	9	-0.10	-0.011	8	0.08	0.010
	F2	2	0.01	0.000	1	0.00	-0.000	1	0.01	0.010
	F3	27	0.20	0.004	8	-0.06	-0.007	19	0.14	0.007
	F4	8	0.07	0.001	2	-0.02	-0.010	6	0.05	0.008
	F6	3	0.06	0.001	0	0.00	-	3	0.06	0.020
29	Totale	380	0.36	0.001	200	-0.21	-0.002	180	0.15	0.002
	F3	344	0.33	0.001	182	-0.19	-0.001	162	0.14	0.001
	F4	35	0.03	0.000	18	-0.02	-0.001	17	0.01	0.001
	Altri	1	0.00	0.000	0	0.00	-	1	0.00	0.000
33	Totale	206	0.56	0.001	86	-0.22	-0.015	120	0.34	0.031
	F0	5	0.02	0.000	3	-0.01	-0.003	2	0.01	0.005
	F1	35	0.08	0.000	10	-0.02	-0.002	25	0.06	0.002
	F2	27	0.09	0.000	10	-0.03	-0.003	17	0.06	0.004
	F3	89	0.24	0.001	39	-0.11	-0.003	50	0.13	0.003
	F4	32	0.08	0.000	17	-0.04	-0.002	15	0.04	0.003
	F5	1	0.00	0.000	0	0.00	-	1	0.00	0.000
	F6	13	0.04	0.000	5	-0.01	-0.002	8	0.03	0.004
	F8	1	0.01	0.000	0	0.00	-	1	0.01	0.010
	Altri	2	0.00	0.000	1	0.00	-0.000	1	0.00	0.000
Sconosciuto	1	0.00	0.000	1	0.00	-0.000	0	0.00	-	
38	Totale	196	0.42	0.002	107	-0.24	-0.006	89	0.18	0.007
	F3	109	0.23	0.001	54	-0.12	-0.002	55	0.11	0.002
	F4	19	0.05	0.000	12	-0.03	-0.002	7	0.02	0.003
	F5	68	0.14	0.001	41	-0.09	-0.002	27	0.05	0.002
45	Totale	170	0.46	0.002	66	-0.22	-0.017	104	0.24	0.014
	F0	3	0.01	0.000	0	0.00	-	3	0.01	0.003
	F1	29	0.09	0.001	14	-0.05	-0.004	15	0.04	0.003
	F2	25	0.06	0.000	9	-0.04	-0.004	16	0.02	0.001
	F3	58	0.16	0.001	22	-0.07	-0.003	36	0.09	0.002
	F4	26	0.06	0.000	10	-0.03	-0.003	16	0.03	0.002
	F6	27	0.08	0.000	11	-0.03	-0.003	16	0.05	0.003
	F7	2	0.00	0.000	0	0.00	-	2	0.00	0.000
50	Totale	377	0.50	0.001	220	-0.34	-0.009	157	0.16	0.005
	F2	8	0.02	0.000	3	-0.01	-0.003	5	0.01	0.002
	F3	260	0.34	0.001	157	-0.24	-0.002	103	0.10	0.001
	F4	53	0.06	0.000	27	-0.03	-0.001	26	0.03	0.001
	F5	10	0.01	0.000	7	-0.01	-0.001	3	0.00	0.000
	F6	46	0.07	0.000	26	-0.05	-0.002	20	0.02	0.001
57	Totale	508	0.45	0.001	225	-0.21	-0.002	283	0.24	0.002
	F2	1	0.00	0.000	1	0.00	-0.000	0	0.00	-
	F3	392	0.35	0.001	184	-0.17	-0.001	208	0.18	0.001
	F4	113	0.10	0.000	39	-0.04	-0.001	74	0.06	0.001
	F6	1	0.00	0.000	1	0.00	-0.000	0	0.00	-
	F9	1	0.00	0.000	0	0.00	-	1	0.00	0.000
59	Totale	130	0.50	0.004	64	-0.24	-0.014	66	0.26	0.030
	F1	28	0.07	0.001	10	-0.02	-0.002	18	0.05	0.003
	F2	2	0.01	0.000	0	0.00	-	2	0.01	0.005
	F3	55	0.23	0.002	32	-0.14	-0.004	23	0.09	0.004
	F4	13	0.05	0.000	7	-0.03	-0.004	6	0.02	0.003
	F5	30	0.13	0.001	14	-0.05	-0.004	16	0.08	0.005

Clinica	Diagnosi principale	Casi con deviazioni (totale)			Casi con autovalutazione superiore			Casi con valutazione esterna più elevata		
		N	Deviazione (totale)	Deviazione (media)	N	Deviazione (totale)	Deviazione (media)	N	Deviazione (totale)	Deviazione (media)
60	F6	2	0.01	0.000	1	0.00	-0.000	1	0.01	0.010
	Totale	131	0.50	0.003	34	-0.12	-0.015	97	0.38	0.007
	F1	1	0.00	0.000	0	0.00	-	1	0.00	0.000
	F2	1	0.00	0.000	0	0.00	-	1	0.00	0.000
	F3	114	0.45	0.003	29	-0.10	-0.003	85	0.35	0.004
	F4	13	0.04	0.000	4	-0.01	-0.002	9	0.03	0.003
61	Altri	2	0.01	0.000	1	-0.01	-0.010	1	0.00	0.000
	Totale	482	0.40	0.001	249	-0.21	-0.002	233	0.19	0.002
	F2	1	0.00	0.000	1	0.00	-0.000	0	0.00	-
	F3	433	0.37	0.001	222	-0.20	-0.001	211	0.17	0.001
	F4	32	0.03	0.000	17	-0.01	-0.001	15	0.02	0.001
62	F5	14	0.00	0.000	7	0.00	-0.000	7	0.00	0.000
	Altri	2	0.00	0.000	2	0.00	-0.000	0	0.00	-
	Totale	48	0.73	0.015	4	-0.07	-0.018	44	0.66	0.015
	F5	48	0.73	0.015	4	-0.07	-0.018	44	0.66	0.015
63	Totale	456	0.53	0.001	250	-0.31	-0.005	206	0.22	0.005
	F0	1	0.00	0.000	1	0.00	-0.000	0	0.00	-
	F1	58	0.06	0.000	28	-0.03	-0.001	30	0.03	0.001
	F2	30	0.04	0.000	8	-0.01	-0.001	22	0.03	0.001
	F3	270	0.32	0.001	161	-0.21	-0.001	109	0.11	0.001
	F4	75	0.09	0.000	39	-0.05	-0.001	36	0.04	0.001
	F5	2	0.00	0.000	2	0.00	-0.000	0	0.00	-
	F6	17	0.02	0.000	8	-0.01	-0.001	9	0.01	0.001
	F9	2	0.00	0.000	2	0.00	-0.000	0	0.00	-
	Altri	1	0.00	0.000	1	0.00	-0.000	0	0.00	-
65	Totale	97	0.47	0.005	38	-0.21	-0.015	59	0.26	0.014
	F0	1	0.00	0.000	0	0.00	-	1	0.00	0.000
	F1	6	0.03	0.000	2	-0.01	-0.005	4	0.02	0.005
	F3	40	0.18	0.002	14	-0.06	-0.004	26	0.12	0.005
	F4	50	0.26	0.003	22	-0.14	-0.006	28	0.12	0.004
67	Totale	8	0.19	0.024	4	-0.09	-0.022	4	0.10	0.025
	F5	8	0.19	0.024	4	-0.09	-0.022	4	0.10	0.025
69	Totale	651	0.49	0.001	422	-0.34	-0.002	229	0.15	0.002
	F3	550	0.43	0.001	367	-0.31	-0.001	183	0.12	0.001
	F4	101	0.06	0.000	55	-0.03	-0.001	46	0.03	0.001
72	Totale	28	0.79	0.028	9	-0.17	-0.055	19	0.62	0.110
	F0	4	0.06	0.002	1	-0.01	-0.010	3	0.05	0.017
	F1	3	0.06	0.002	0	0.00	-	3	0.06	0.020
	F3	13	0.48	0.017	4	-0.09	-0.022	9	0.39	0.043
	F4	7	0.19	0.007	3	-0.07	-0.023	4	0.12	0.030
	F6	1	0.00	0.000	1	0.00	-0.000	0	0.00	-
75	Totale	182	0.48	0.003	122	-0.33	-0.013	60	0.15	0.019
	F1	4	0.01	0.000	2	0.00	-0.000	2	0.01	0.005
	F3	107	0.28	0.002	64	-0.18	-0.003	43	0.10	0.002
	F4	63	0.16	0.001	51	-0.13	-0.003	12	0.03	0.002
	F5	1	0.00	0.000	0	0.00	-	1	0.00	0.000
	F6	4	0.02	0.000	3	-0.02	-0.007	1	0.00	0.000
	F7	1	0.01	0.000	0	0.00	-	1	0.01	0.010
	F9	1	0.00	0.000	1	0.00	-0.000	0	0.00	-
	Altri	1	0.00	0.000	1	0.00	-0.000	0	0.00	-
76	Totale	286	0.51	0.002	108	-0.17	-0.010	178	0.34	0.011

Clinica	Diagnosi principale	Casi con deviazioni (totale)			Casi con autovalutazione superiore			Casi con valutazione esterna più elevata		
		N	Deviazione (totale)	Deviazione (media)	N	Deviazione (totale)	Deviazione (media)	N	Deviazione (totale)	Deviazione (media)
	F0	1	0.00	0.000	0	0.00	-	1	0.00	0.000
	F1	100	0.18	0.001	29	-0.04	-0.001	71	0.14	0.002
	F2	4	0.01	0.000	3	-0.01	-0.003	1	0.00	0.000
	F3	94	0.15	0.001	43	-0.07	-0.002	51	0.08	0.002
	F4	27	0.06	0.000	12	-0.02	-0.002	15	0.04	0.003
	F5	1	0.00	0.000	1	0.00	-0.000	0	0.00	-
	F6	36	0.08	0.000	15	-0.03	-0.002	21	0.05	0.002
	Altri	23	0.03	0.000	5	0.00	-0.000	18	0.03	0.002
77	Totale	55	0.55	0.009	36	-0.36	-0.048	19	0.19	0.040
	F1	2	0.02	0.000	1	-0.01	-0.010	1	0.01	0.010
	F2	7	0.08	0.001	5	-0.06	-0.012	2	0.02	0.010
	F3	32	0.30	0.005	19	-0.17	-0.009	13	0.13	0.010
	F4	9	0.11	0.002	9	-0.11	-0.012	0	0.00	-
	F6	5	0.04	0.001	2	-0.01	-0.005	3	0.03	0.010
79	Totale	135	0.55	0.003	57	-0.24	-0.029	78	0.31	0.021
	F1	10	0.05	0.000	4	-0.02	-0.005	6	0.03	0.005
	F2	9	0.05	0.000	5	-0.03	-0.006	4	0.02	0.005
	F3	80	0.31	0.002	34	-0.13	-0.004	46	0.18	0.004
	F4	24	0.11	0.001	9	-0.04	-0.004	15	0.07	0.005
	F5	6	0.01	0.000	1	0.00	-0.000	5	0.01	0.002
	F6	3	0.01	0.000	2	-0.01	-0.005	1	0.00	0.000
	F9	2	0.01	0.000	2	-0.01	-0.005	0	0.00	-
	Altri	1	0.00	0.000	0	0.00	-	1	0.00	0.000
85	Totale	5	0.66	0.132	4	-0.42	-0.335	1	0.24	0.240
	F2	2	0.25	0.050	1	-0.01	-0.010	1	0.24	0.240
	F3	2	0.17	0.034	2	-0.17	-0.085	0	0.00	-
	F4	1	0.24	0.048	1	-0.24	-0.240	0	0.00	-
86	Totale	195	0.48	0.002	98	-0.28	-0.013	97	0.20	0.002
	F2	1	0.01	0.000	1	-0.01	-0.010	0	0.00	-
	F3	194	0.47	0.002	97	-0.27	-0.003	97	0.20	0.002
87	Totale	55	0.50	0.008	28	-0.28	-0.042	27	0.22	0.038
	F1	8	0.10	0.002	1	0.00	-0.000	7	0.10	0.014
	F2	7	0.08	0.001	5	-0.07	-0.014	2	0.01	0.005
	F3	21	0.19	0.003	11	-0.13	-0.012	10	0.06	0.006
	F4	12	0.07	0.001	7	-0.04	-0.006	5	0.03	0.006
	F6	7	0.06	0.001	4	-0.04	-0.010	3	0.02	0.007
92	Totale	55	0.58	0.011	11	-0.11	-0.020	44	0.47	0.056
	F0	4	0.06	0.001	0	0.00	-	4	0.06	0.015
	F1	4	0.04	0.001	0	0.00	-	4	0.04	0.010
	F2	4	0.05	0.001	0	0.00	-	4	0.05	0.013
	F3	36	0.37	0.007	9	-0.09	-0.010	27	0.28	0.010
	F4	7	0.06	0.001	2	-0.02	-0.010	5	0.04	0.008
93	Totale	196	0.51	0.002	85	-0.22	-0.011	111	0.29	0.014
	F1	32	0.07	0.000	10	-0.02	-0.002	22	0.05	0.002
	F2	15	0.03	0.000	7	-0.01	-0.001	8	0.02	0.002
	F3	117	0.33	0.002	53	-0.16	-0.003	64	0.17	0.003
	F4	22	0.04	0.000	9	-0.01	-0.001	13	0.03	0.002
	F5	1	0.00	0.000	1	0.00	-0.000	0	0.00	-
	F6	9	0.04	0.000	5	-0.02	-0.004	4	0.02	0.005
94	Totale	103	0.44	0.004	50	-0.25	-0.008	53	0.19	0.027
	F2	1	0.00	0.000	0	0.00	-	1	0.00	0.000

Clinica	Diagnosi principale	Casi con deviazioni (totale)			Casi con autovalutazione superiore			Casi con valutazione esterna più elevata		
		N	Deviazione (totale)	Deviazione (media)	N	Deviazione (totale)	Deviazione (media)	N	Deviazione (totale)	Deviazione (media)
	F3	75	0.32	0.003	41	-0.22	-0.005	34	0.10	0.003
	F4	25	0.10	0.001	9	-0.03	-0.003	16	0.07	0.004
	F5	1	0.01	0.000	0	0.00	-	1	0.01	0.010
	F6	1	0.01	0.000	0	0.00	-	1	0.01	0.010
95	Totale	118	0.40	0.003	60	-0.21	-0.020	58	0.19	0.029
	F0	2	0.00	0.000	1	0.00	-0.000	1	0.00	0.000
	F2	2	0.01	0.000	1	0.00	-0.000	1	0.01	0.010
	F3	54	0.18	0.002	26	-0.09	-0.003	28	0.09	0.003
	F4	45	0.14	0.001	21	-0.07	-0.003	24	0.07	0.003
	F5	4	0.02	0.000	3	-0.01	-0.003	1	0.01	0.010
	F6	8	0.03	0.000	5	-0.02	-0.004	3	0.01	0.003
	Altri	3	0.02	0.000	3	-0.02	-0.007	0	0.00	-
96	Totale	165	0.44	0.002	96	-0.32	-0.006	69	0.12	0.003
	F3	145	0.39	0.002	83	-0.28	-0.003	62	0.11	0.002
	F4	20	0.05	0.000	13	-0.04	-0.003	7	0.01	0.001
97	Totale	389	0.45	0.001	120	-0.11	-0.002	269	0.34	0.002
	F3	333	0.39	0.001	102	-0.09	-0.001	231	0.30	0.001
	F4	52	0.06	0.000	18	-0.02	-0.001	34	0.04	0.001
	F5	4	0.00	0.000	0	0.00	-	4	0.00	0.000
98	Totale	207	0.41	0.002	92	-0.16	-0.004	115	0.25	0.004
	F3	151	0.29	0.001	70	-0.12	-0.002	81	0.17	0.002
	F4	54	0.12	0.001	22	-0.04	-0.002	32	0.08	0.002
	F5	1	0.00	0.000	0	0.00	-	1	0.00	0.000
	Sconosciuto	1	0.00	0.000	0	0.00	-	1	0.00	0.000

Tabella 41: Deviazioni tra l'autovalutazione e la valutazione da parte di terzi della riduzione del peso dei sintomi nelle cliniche specializzate

Misure restrittive della libertà: quota di casi interessati

Clinica	Numero	Caso con almeno una misura restrittiva della libertà	
		Numero	Percentuale
Totale	13,151	63	0.5%
01	744	0	-
02	750	0	-
05	311	0	-
10	69	0	-
14	115	0	-
15	204	0	-
19	481	0	-
23	513	0	-
25	291	0	-
27	141	0	-

Clinica	Numero	Caso con almeno una misura restrittiva della libertà	
		Numero	Percentuale
29	393	0	-
33	384	5	1.3%
38	311	0	-
45	223	0	-
47	148	0	-
50	590	9	1.5%
57	654	0	-
59	392	7	1.8%
60	332	0	-
61	569	0	-
62	71	0	-
63	694	22	3.2%
65	206	0	-
67	8	0	-
69	795	8	1.0%
72	128	0	-
75	334	0	-
76	431	4	0.9%
77	166	0	-
79	387	5	1.3%
85	38	0	-
86	219	1	0.5%
87	223	0	-
92	131	0	-
93	384	2	0.5%
94	181	0	-
95	206	0	-
96	201	0	-
97	424	0	-
98	309	0	-

Tabella 42: misure restrittive della libertà: quota di casi interessati nelle cliniche specializzate

Osservazione:

sono riportate solo le cliniche che hanno applicato almeno una volta questa MRL.

Misure restrittive della libertà: isolamenti per motivi psichiatrici (intensità)

Clinica	Intensità d'isolamento a causa di indicazioni psichiatriche (frequenza*durata)		
	N valido	valore medio	Deviazione standard del valore medio
Totale	39	121.534	23.059
33	1	134.33	-
50	5	28.23	9.559
59	7	79.21	37.188
63	20	173.21	38.930
76	4	63.96	38.968
86	1	25.50	-
93	1	164.40	-

Tabella 43: misure restrittive della libertà: isolamenti per motivi psichiatrici (intensità) nelle cliniche specializzate

Misure restrittive della libertà: isolamenti per motivi somatici/infettivi (intensità)

Clinica	Intensità d'isolamento a causa di indicazioni infettivologiche/somatiche (frequenza*durata)		
	N valido	valore medio	Deviazione standard del valore medio
Totale	8	77.954	16.694
69	7	70.03	16.965
79	1	133.43	-

Tabella 44: misure restrittive della libertà: isolamenti per motivi somatici/infettivi (intensità) nelle cliniche specializzate

Misure restrittive della libertà: immobilizzazioni (intensità)

Clinica	Intensità d'immobilizzazione (frequenza*durata)		
	N valido	valore medio	Deviazione standard del valore medio
Totale	4	32.979	18.582
50	1	85.25	-
76	1	1.17	-
79	2	22.75	9.750

Tabella 45: misure restrittive della libertà: immobilizzazioni (intensità) nelle cliniche specializzate

Osservazione: sono riportate solo le cliniche che hanno applicato almeno una volta questa MRL.

Misure restrittive della libertà: medicazioni forzate (frequenza)

Clinica	Medicazione forzata (frequenza/caso)		
	N valido	valore medio	Deviazione standard del valore medio
Totale	21	2.857	0.803
33	4	3.50	1.500
50	4	6.50	3.428
59	5	1.00	0.000
63	4	2.25	1.250
76	1	1.00	-
79	2	2.00	1.000
93	1	1.00	-

Tabella 46: misure restrittive della libertà: medicazioni forzate (frequenza) nelle cliniche specializzate

Misure restrittive della libertà: restrizioni della libertà di movimento (frequenza)

Clinica	Restrizione della libertà di movimento (frequenza/caso)		
	N valido	valore medio	Deviazione standard del valore medio
Totale	1	1.000	-
63	1	1.00	-

Tabella 47: misure restrittive della libertà: restrizioni della libertà di movimento (frequenza) nelle cliniche specializzate

Misure restrittive della libertà: contenzione (intensità)

Clinica	Intensità di contenzione (frequenza*durata)		
	N valido	valore medio	Deviazione standard del valore medio
Totale	3	0.878	0.217
33	2	0.88	0.375
76	1	0.88	-

Tabella 48: misure restrittive della libertà: contenzione (intensità) nelle cliniche specializzate

Osservazione:

sono riportate solo le cliniche che hanno applicato almeno una volta questa MRL.

A4. Risultati della misurazione (cliniche per la cura di dipendenze)

Valutazione da parte di terzi del peso dei sintomi: valore comparativo HoNOS

Clinica	N valido	Parametro della qualità		Valore com-parativo		IC semplice di valore comparativo		IC simultaneo di valore comparativo	
		valore medio	Errore standard del valore medio	Valore comparativo	Errore standard	IC 95% (limite inferiore)	IC 95% (limite superiore)	IC 95% (limite inferiore)	IC 95% (limite superiore)
04	87	7.138	0.507	1.959	0.501	0.978	2.941	0.547	3.372
11	594	5.146	0.203	-0.032	0.186	-0.396	0.332	-0.556	0.492
16	338	8.186	0.330	3.008	0.320	2.379	3.636	2.103	3.912
20	133	7.175	0.414	1.997	0.406	1.202	2.793	0.853	3.142
31	82	5.655	0.548	0.477	0.542	-0.586	1.540	-1.053	2.007
53	211	4.679	0.320	-0.499	0.309	-1.106	0.107	-1.373	0.374
55	704	2.282	0.213	-2.897	0.197	-3.283	-2.510	-3.453	-2.340
78	156	8.449	0.422	3.271	0.414	2.458	4.083	2.101	4.440
89	68	4.457	0.621	-0.722	0.616	-1.929	0.486	-2.459	1.016
90	39	2.781	0.776	-2.397	0.772	-3.910	-0.884	-4.575	-0.219
121	158	7.104	0.527	1.926	0.521	0.905	2.947	0.456	3.395

Tabella 49: valutazione da parte di terzi del peso dei sintomi: valore comparativo HoNOS nelle cliniche per la cura di dipendenze

Autovalutazione del peso dei sintomi: valore comparativo BSCL

Clinica	N valido	Parametro della qualità		Valore com-parativo		IC semplice di valore comparativo		IC simultaneo di valore comparativo	
		valore medio	Errore standard del valore medio	Valore comparativo	Errore standard	IC 95% (limite inferiore)	IC 95% (limite superiore)	IC 95% (limite inferiore)	IC 95% (limite superiore)
04	31	31.491	3.795	9.774	3.763	2.392	17.156	-0.886	20.434
11	396	18.229	1.184	-3.488	1.077	-5.600	-1.375	-6.538	-0.437
16	228	25.237	1.757	3.520	1.686	0.212	6.829	-1.257	8.298
20	92	23.231	2.299	1.515	2.245	-2.890	5.919	-4.846	7.875
31	59	20.165	3.000	-1.552	2.959	-7.357	4.254	-9.935	6.831
53	117	19.390	2.028	-2.326	1.967	-6.185	1.533	-7.899	3.247
55	399	20.268	1.308	-1.448	1.211	-3.824	0.928	-4.879	1.983
78	45	22.498	3.355	0.782	3.319	-5.728	7.292	-8.619	10.183
89	30	18.722	4.364	-2.995	4.336	-11.500	5.510	-15.276	9.286
90	16	18.362	5.323	-3.354	5.300	-	-	-	-
121	146	29.840	2.982	8.123	2.941	2.354	13.892	-0.207	16.453

Tabella 50: autovalutazione del peso dei sintomi: valore comparativo BSCL nelle cliniche per la cura di dipendenze

Osservazione: nelle cliniche con n < 30 non sono stati calcolati gli intervalli di confidenza.

Deviazioni tra autovalutazione e valutazione da parte di terzi

Clinica	Diagnosi principale	Casi con deviazioni (totale)			Casi con autovalutazione superiore			Casi con valutazione esterna più elevata		
		N	Deviazione (totale)	Deviazione (media)	N	Deviazione (totale)	Deviazione (media)	N	Deviazione (totale)	Deviazione (media)
04	Totale	30	0.36	0.012	18	-0.21	-0.012	12	0.15	0.012
	F1	30	0.36	0.012	18	-0.21	-0.012	12	0.15	0.012
11	Totale	396	0.46	0.001	156	-0.16	-0.001	240	0.30	0.001
	F1	396	0.46	0.001	156	-0.16	-0.001	240	0.30	0.001
16	Totale	228	0.60	0.002	42	-0.06	-0.001	186	0.54	0.017
	F1	217	0.55	0.002	41	-0.06	-0.001	176	0.49	0.003
	F3	1	0.01	0.000	0	0.00	-	1	0.01	0.010
	F6	10	0.04	0.000	1	0.00	-0.000	9	0.04	0.004
20	Totale	89	0.53	0.006	45	-0.32	-0.007	44	0.21	0.005
	F1	89	0.53	0.006	45	-0.32	-0.007	44	0.21	0.005
31	Totale	59	0.39	0.007	14	-0.09	-0.006	45	0.30	0.007
	F1	59	0.39	0.007	14	-0.09	-0.006	45	0.30	0.007
53	Totale	113	0.45	0.004	56	-0.22	-0.004	57	0.23	0.004
	F1	112	0.45	0.004	56	-0.22	-0.004	56	0.23	0.004
	F2	1	0.00	0.000	0	0.00	-	1	0.00	0.000
55	Totale	398	0.42	0.001	177	-0.20	-0.001	221	0.22	0.001
	F1	398	0.42	0.001	177	-0.20	-0.001	221	0.22	0.001
78	Totale	44	0.46	0.010	18	-0.18	-0.010	26	0.28	0.011
	F1	44	0.46	0.010	18	-0.18	-0.010	26	0.28	0.011
89	Totale	31	0.50	0.016	7	-0.10	-0.014	24	0.40	0.017
	F1	31	0.50	0.016	7	-0.10	-0.014	24	0.40	0.017
90	Totale	16	0.36	0.022	9	-0.21	-0.023	7	0.15	0.021
	F1	16	0.36	0.022	9	-0.21	-0.023	7	0.15	0.021
121	Totale	146	0.52	0.004	85	-0.35	-0.004	61	0.17	0.003
	F1	146	0.52	0.004	85	-0.35	-0.004	61	0.17	0.003

Tabella 51: Deviazioni tra l'autovalutazione e la valutazione da parte di terzi della riduzione del peso dei sintomi nelle cliniche per la cura di dipendenze

A5. Risultati della misurazione (cliniche di psichiatria forense)

Valutazione da parte di terzi del peso dei sintomi: valore comparativo HoNOS

Clinica	N valido	Parametro della qualità		Valore com-parativo		IC semplice di valore comparativo		IC simultaneo di valore comparativo	
		valore medio	Errore standard del valore medio	Valore com-parativo	Errore standard	IC 95% (limite inferiore)	IC 95% (limite superiore)	IC 95% (limite inferiore)	IC 95% (limite superiore)
101	65	12.672	1.162	4.108	1.141	1.867	6.350	1.021	7.196
102	255	8.002	1.158	-0.561	1.136	-2.793	1.671	-3.635	2.513
103	15	9.983	1.773	1.419	1.759	-	-	-	-
104	60	8.925	1.147	0.362	1.126	-1.850	2.573	-2.684	3.408
105	48	10.498	1.200	1.935	1.180	-0.383	4.252	-1.258	5.127
106	77	4.862	1.147	-3.702	1.125	-5.912	-1.491	-6.746	-0.657
107	96	9.046	1.182	0.483	1.161	-1.798	2.764	-2.659	3.625
109	18	7.388	1.822	-1.176	1.808	-	-	-	-

Tabella 52: valutazione da parte di terzi del peso dei sintomi: valore comparativo HoNOS nelle cliniche di psichiatria forense

Misure restrittive della libertà: quota di casi interessati

Clinica	Numero	Caso con almeno una misura restrittiva della libertà	
		Numero	Percentuale
Totale	735	287	39.0%
101	75	23	30.7%
102	289	60	20.8%
103	15	9	60.0%
104	63	52	82.5%
105	48	11	22.9%
106	109	16	14.7%
107	115	100	87.0%
109	21	16	76.2%

Tabella 53: misure restrittive della libertà: quota di casi interessati nelle cliniche di psichiatria forense

Misure restrittive della libertà: isolamenti per motivi psichiatrici (intensità)

Clinica	Intensità d'isolamento a causa di indicazioni psichiatriche (frequenza*durata)		
	N valido	valore medio	Deviazione standard del valore medio
Totale	261	180.984	19.345
101	14	167.04	70.282
102	55	87.34	18.490
103	8	245.78	88.841
104	51	270.53	70.013
105	10	101.71	50.843
106	10	142.70	78.167
107	97	176.97	22.867
109	16	295.09	123.679

Tabella 54: misure restrittive della libertà: isolamenti per motivi psichiatrici (intensità) nelle cliniche di psichiatria forense

Misure restrittive della libertà: isolamenti per motivi somatici/infettivi (intensità)

Clinica	Intensità d'isolamento a causa di indicazioni infettivologiche/somatiche (frequenza*durata)		
	N valido	valore medio	Deviazione standard del valore medio
Totale	2	103.500	13
106	1	116.50	-
107	1	90.50	-

Tabella 55: misure restrittive della libertà: isolamenti per motivi somatici/infettivi (intensità) nelle cliniche di psichiatria forense

Osservazione:

sono riportate solo le cliniche che hanno applicato almeno una volta questa MRL.

Misure restrittive della libertà: immobilizzazioni (intensità)

Clinica	Intensità d'immobilizzazione (frequenza*durata)		
	N valido	valore medio	Deviazione standard del valore medio
Totale	28	23.408	6.899
101	10	26.83	8.045
102	1	22.05	-
103	1	4.50	-
105	4	51.48	44.265
106	5	10.22	3.925
107	4	19.75	9.352
109	3	8.19	2.593

Tabella 56: misure restrittive della libertà: immobilizzazioni (intensità) nelle cliniche di psichiatria forense

Misure restrittive della libertà: medicazioni forzate (frequenza)

Clinica	Medicazione forzata (frequenza/caso)		
	N valido	valore medio	Deviazione standard del valore medio
Totale	76	14.566	4.868
101	13	1.39	0.180
102	14	20.07	18.390
104	10	1.70	0.473
105	4	6.75	3.473
106	4	1.50	0.500
107	31	24.45	8.364

Tabella 57: misure restrittive della libertà: medicazioni forzate (frequenza) nelle cliniche di psichiatria forense

Osservazione:

sono riportate solo le cliniche che hanno applicato almeno una volta questa MRL.

Misure restrittive della libertà: restrizioni della libertà di movimento (frequenza)

Clinica	Restrizione della libertà di movimento (frequenza/caso)		
	N valido	valore medio	Deviazione standard del valore medio
Totale	3	1.000	0.000
102	2	1.00	0.000
106	1	1.00	-

Tabella 58: misure restrittive della libertà: restrizioni della libertà di movimento (frequenza) nelle cliniche di psichiatria forense

Misure restrittive della libertà: contenzione (intensità)

Clinica	Intensità di contenzione (frequenza*durata)		
	N valido	valore medio	Deviazione standard del valore medio
Totale	2	0.458	0.208
103	1	0.25	-
107	1	0.67	-

Tabella 59: misure restrittive della libertà: contenzione (intensità) nelle cliniche di psichiatria forense

Osservazione:

sono riportate solo le cliniche che hanno applicato almeno una volta questa MRL.

A6. Risultati della misurazione (cliniche di psichiatria geriatrica)

Valutazione da parte di terzi del peso dei sintomi: valore comparativo HoNOS

Clinica	N valido	Parametro della qualità		Valore com-parativo		IC semplice di valore comparativo		IC simultaneo di valore comparativo	
		valore medio	Errore standard del valore medio	Valore comparativo	Errore standard	IC 95% (limite inferiore)	IC 95% (limite superiore)	IC 95% (limite inferiore)	IC 95% (limite superiore)
501	87	7.479	0.648	-1.901	0.646	-3.166	-0.636	-3.930	0.128
502	369	9.195	0.360	-0.185	0.356	-0.884	0.513	-1.305	0.934
503	195	10.994	0.442	1.614	0.439	0.754	2.474	0.236	2.992
504	156	9.433	0.496	0.053	0.493	-0.913	1.018	-1.496	1.601
505	640	9.340	0.311	-0.040	0.306	-0.641	0.560	-1.003	0.923
506	322	8.277	0.353	-1.103	0.349	-1.787	-0.419	-2.200	-0.007
507	144	10.614	0.553	1.234	0.550	0.156	2.312	-0.494	2.962
508	320	7.957	0.399	-1.424	0.395	-2.199	-0.648	-2.667	-0.181
509	508	9.565	0.547	0.184	0.544	-0.882	1.251	-1.526	1.895
510	266	12.152	0.447	2.772	0.444	1.901	3.642	1.376	4.167
511	326	10.260	0.342	0.880	0.338	0.218	1.542	-0.182	1.942
512	513	7.010	0.301	-2.370	0.297	-2.952	-1.789	-3.302	-1.438
513	428	7.324	0.305	-2.056	0.300	-2.644	-1.469	-2.998	-1.114
514	832	12.154	0.302	2.774	0.297	2.193	3.356	1.842	3.707
515	240	10.344	0.402	0.964	0.399	0.182	1.746	-0.289	2.218
516	620	8.583	0.305	-0.797	0.300	-1.385	-0.209	-1.740	0.146
517	586	12.403	0.277	3.022	0.272	2.489	3.556	2.167	3.878
518	336	9.148	0.381	-0.232	0.377	-0.971	0.506	-1.416	0.952
519	270	8.392	0.515	-0.988	0.512	-1.991	0.015	-2.597	0.620
520	317	8.254	0.507	-1.127	0.504	-2.114	-0.139	-2.710	0.457
521	410	9.675	0.405	0.295	0.401	-0.492	1.082	-0.966	1.557
522	441	9.678	0.305	0.298	0.300	-0.290	0.886	-0.645	1.241
523	294	8.004	0.482	-1.377	0.479	-2.317	-0.437	-2.884	0.130
524	399	5.881	0.404	-3.499	0.401	-4.285	-2.714	-4.759	-2.240
525	410	7.997	0.484	-1.383	0.481	-2.326	-0.440	-2.895	0.129
526	256	10.489	0.394	1.108	0.390	0.343	1.874	-0.119	2.336
527	202	7.337	0.520	-2.043	0.517	-3.057	-1.029	-3.669	-0.417
528	276	8.356	0.367	-1.024	0.363	-1.736	-0.312	-2.165	0.117
529	136	11.179	0.527	1.799	0.525	0.771	2.827	0.150	3.448
530	261	12.124	0.461	2.743	0.458	1.846	3.641	1.304	4.183

Tabella 60: valutazione da parte di terzi del peso dei sintomi: valore comparativo HoNOS nelle cliniche geriatrica

Misure restrittive della libertà: quota di casi interessati

Clinica	Numero	Caso con almeno una misura restrittiva della libertà	
		Numero	Percentuale
Totale	11,010	1,853	16.8%
501	87	21	24.1%
502	373	82	22.0%
503	197	16	8.1%
504	162	7	4.3%
505	655	113	17.3%
506	329	75	22.8%
507	156	7	4.5%
508	322	22	6.8%
509	546	176	32.2%
510	277	28	10.1%
511	349	72	20.6%
512	538	65	12.1%
513	441	89	20.2%
514	890	170	19.1%
515	252	19	7.5%
516	640	71	11.1%
517	606	74	12.2%
518	369	81	22.0%
519	282	48	17.0%
520	322	127	39.4%
521	429	78	18.2%
522	477	98	20.5%
523	298	30	10.1%
524	405	76	18.8%
525	434	42	9.7%
526	266	6	2.3%
527	207	6	2.9%
528	282	34	12.1%
529	143	5	3.5%
530	276	115	41.7%

Tabella 61: misure restrittive della libertà: quota di casi interessati nelle cliniche geriatrica

Misure restrittive della libertà: isolamenti per motivi psichiatrici (intensità)

Clinica	Intensità d'isolamento a causa di indicazioni psichiatriche (frequenza*durata)		
	N valido	valore medio	Deviazione standard del valore medio
Totale	1,020	97.115	7.774
501	9	93.98	64.213
502	19	177.58	42.051
503	3	81.11	16.385
504	2	137.74	72.958
505	66	61.77	12.242
506	14	172.11	54.198
508	1	10.15	-
509	140	322.33	46.729
510	28	57.28	17.443
511	47	85.28	18.061
512	40	21.06	5.862
513	77	31.08	6.786
514	104	55.85	10.914
515	8	12.91	7.221
516	39	61.32	20.114
517	50	59.73	12.250
518	15	36.61	20.617
519	46	8.74	1.596
520	20	51.84	16.161
521	45	122.04	29.188
522	76	63.11	10.162
523	23	68.78	19.396
525	27	36.75	11.427
526	5	13.05	5.979
527	3	34.42	13.414
528	5	6.37	2.443
529	5	92.54	49.894
530	103	68.40	16.005

Tabella 62: misure restrittive della libertà: isolamenti per motivi psichiatrici (intensità) nelle cliniche geriatriche

Misure restrittive della libertà: isolamenti per motivi somatici/infettivi (intensità)

Clinica	Intensità d'isolamento a causa di indicazioni infettivologiche/somatiche (frequenza*durata)		
	N valido	valore medio	Deviazione standard del valore medio
Totale	159	108.148	7.636
502	23	142.87	20.617
505	36	100.22	13.542
506	1	72.00	-
514	63	109.06	13.396
515	1	49.30	-
518	4	140.19	119.723
523	5	103.60	23.968
525	3	29.00	9.849
530	23	93.21	11.809

Tabella 63: misure restrittive della libertà: isolamenti per motivi somatici/infettivi (intensità) nelle cliniche geriatriche

Osservazione:

sono riportate solo le cliniche che hanno applicato almeno una volta questa MRL.

Misure restrittive della libertà: immobilizzazioni (intensità)

Clinica	Intensità d'immobilizzazione (frequenza*durata)		
	N valido	valore medio	Deviazione standard del valore medio
Totale	70	17.322	3.049
501	1	0.58	-
502	4	0.18	0.051
503	2	0.99	0.825
504	1	124.73	-
507	1	24.07	-
508	6	9.66	1.756
509	14	31.33	7.669
511	13	22.21	9.013
512	4	5.32	2.278
513	2	7.41	6.158
515	2	5.75	3.500
516	1	2.75	-
517	5	8.05	3.218
521	2	37.56	0.875
522	8	11.81	3.213

Clinica	Intensità d'immobilizzazione (frequenza*durata)		
	N valido	valore medio	Deviazione standard del valore medio
524	1	4.65	-
525	2	4.38	3.375
528	1	1.50	-

Tabella 64: misure restrittive della libertà: immobilizzazioni (intensità) nelle cliniche geriatrica

Misure restrittive della libertà: medicazioni forzate (frequenza)

Clinica	Medicazione forzata (frequenza/caso)		
	N valido	valore medio	Deviazione standard del valore medio
Totale	435	3.761	0.494
501	10	2.40	0.718
502	32	2.91	0.584
503	6	1.33	0.333
504	5	1.80	0.374
505	40	8.07	1.721
506	20	1.30	0.147
507	5	1.20	0.200
508	13	1.69	0.536
509	7	33.29	8.861
510	10	1.20	0.133
511	8	1.12	0.125
512	12	2.92	1.395
513	18	1.17	0.090
514	53	2.15	0.274
515	9	1.22	0.147
516	24	16.58	6.678
517	5	1.40	0.245
518	27	2.26	0.387
519	26	1.58	0.201
520	4	1.50	0.289
521	25	1.44	0.183
522	28	1.46	0.150
523	7	4.43	1.998
524	1	1.00	-
525	5	1.80	0.583

526	3	3.00	2.000
527	2	1.00	0.000
528	9	1.67	0.441
530	21	1.57	0.202

Tabella 65: misure restrittive della libertà: medicazioni forzate (frequenza) nelle cliniche geriatrica

Osservazione:

sono riportate solo le cliniche che hanno applicato almeno una volta questa MRL.

Misure restrittive della libertà: restrizioni della libertà di movimento (frequenza)

Clinica	Restrizione della libertà di movimento (frequenza/caso)		
	N valido	valore medio	Deviazione standard del valore medio
Totale	650	10.972	0.940
501	5	1.40	0.400
502	9	1.11	0.111
503	6	1.00	0.000
505	1	1.00	-
506	59	1.73	0.110
507	2	1.00	0.000
509	69	3.26	0.421
511	34	5.91	1.146
512	23	10.96	2.597
513	9	3.33	0.577
514	1	1.00	-
515	7	1.00	0.000
516	19	1.16	0.086
517	41	14.71	3.660
518	55	8.91	1.172
520	117	33.17	4.151
521	41	8.93	1.908
522	22	11.86	3.430
523	6	29.83	18.396
524	76	5.13	0.698
525	15	3.07	1.236
527	3	1.00	0.000
528	30	1.57	0.104

Tabella 66: misure restrittive della libertà: restrizioni della libertà di movimento (frequenza) nelle cliniche geriatrica

Misure restrittive della libertà: contenzione (intensità)

Clinica	Intensità di contenzione (frequenza*durata)		
	N valido	valore medio	Deviazione standard del valore medio
Totale	36	1.088	0.426
502	4	3.64	3.554
503	1	0.50	-
511	4	0.40	0.092
512	16	0.69	0.380
515	2	0.08	0.000
516	1	1.00	-
518	2	1.12	0.875
525	3	2.34	0.498
528	3	0.36	0.073

Tabella 67: misure restrittive della libertà: contenzione (intensità) nelle cliniche geriatrica

Osservazione:

sono riportate solo le cliniche che hanno applicato almeno una volta questa MRL.

A7. Qualità dei dati

Qualità dei dati - HoNOS totale (incl. ammissione/dimissione ed MB) (in percentuale)

Clinica	Totale	Completo (analizzabile)	Incompleto (analizzabile)	Drop-out (non influenzabile)	Drop-out (influenzabile)	Non analizzabile (insufficiente)	Non analizzabile (mancante)
Totale	100%	58.3%	35.6%	3.6%	0.9%	0.9%	0.8%
01	100%	81.7%	17.7%	0.1%	0.3%	0.1%	0.0%
02	100%	64.8%	32.0%	0.8%	0.3%	2.1%	0.0%
03	100%	28.2%	60.7%	7.4%	1.2%	0.2%	2.2%
04	100%	93.3%	6.7%	0.0%	0.0%	0.0%	0.0%
05	100%	88.4%	8.4%	1.3%	0.3%	1.6%	0.0%
06	100%	21.8%	74.8%	2.7%	0.7%	0.0%	0.0%
07	100%	16.8%	72.3%	7.6%	0.0%	2.2%	1.0%
08	100%	4.1%	87.0%	5.7%	1.0%	1.5%	0.7%
10	100%	97.1%	0.0%	2.9%	0.0%	0.0%	0.0%
11	100%	89.3%	9.3%	1.3%	0.2%	0.0%	0.0%
12	100%	93.0%	5.3%	1.6%	0.2%	0.0%	0.0%
13	100%	61.1%	32.4%	6.2%	0.0%	0.1%	0.2%
14	100%	100.0%	0.0%	0.0%	0.0%	0.0%	0.0%
15	100%	33.8%	51.5%	4.4%	1.0%	0.0%	9.3%
16	100%	93.3%	3.9%	2.8%	0.0%	0.0%	0.0%
17	100%	70.8%	27.6%	0.2%	0.2%	1.3%	0.0%
18	100%	97.1%	1.3%	0.6%	1.0%	0.0%	0.0%
19	100%	70.5%	27.2%	1.0%	0.0%	1.2%	0.0%
20	100%	74.9%	0.0%	6.1%	19.0%	0.0%	0.0%
21	100%	39.4%	53.5%	6.4%	0.5%	0.0%	0.2%
22	100%	66.7%	29.3%	3.4%	0.6%	0.0%	0.0%
23	100%	89.7%	9.9%	0.2%	0.2%	0.0%	0.0%
24	100%	82.3%	10.7%	2.0%	5.0%	0.0%	0.0%
25	100%	56.4%	3.4%	0.0%	0.0%	0.0%	40.2%
26	100%	18.5%	71.2%	4.6%	0.0%	4.1%	1.7%
27	100%	80.1%	19.1%	0.7%	0.0%	0.0%	0.0%
28	100%	81.1%	12.1%	6.8%	0.0%	0.0%	0.0%
29	100%	95.7%	4.3%	0.0%	0.0%	0.0%	0.0%
30	100%	50.0%	43.6%	4.1%	0.6%	1.3%	0.4%
31	100%	89.4%	10.6%	0.0%	0.0%	0.0%	0.0%
32	100%	65.9%	20.5%	3.9%	0.1%	1.6%	7.9%
33	100%	52.6%	39.8%	3.4%	1.3%	2.6%	0.3%
34	100%	76.0%	17.1%	4.6%	0.2%	0.3%	1.9%
35	100%	71.5%	19.4%	8.3%	0.5%	0.1%	0.3%
36	100%	79.0%	17.8%	2.0%	0.1%	1.1%	0.0%
37	100%	74.9%	14.9%	9.9%	0.0%	0.3%	0.0%
38	100%	82.6%	17.0%	0.0%	0.3%	0.0%	0.0%
39	100%	77.6%	16.2%	5.1%	0.0%	0.5%	0.6%
40	100%	86.2%	10.7%	1.5%	0.1%	0.2%	1.3%
42	100%	0.0%	85.3%	1.9%	12.8%	0.0%	0.0%

Clinica	Totale	Completo (analizzabile)	Incompleto (analizzabile)	Drop-out (non influenzabile)	Drop-out (influenzabile)	Non analizzabile (insufficiente)	Non analizzabile (mancante)
43	100%	61.1%	26.5%	0.2%	2.8%	9.5%	0.0%
44	100%	96.1%	1.9%	1.9%	0.0%	0.0%	0.0%
45	100%	0.0%	94.2%	2.7%	2.7%	0.4%	0.0%
46	100%	43.9%	47.5%	8.1%	0.0%	0.0%	0.5%
47	100%	88.5%	4.1%	0.7%	0.0%	0.7%	6.1%
48	100%	33.4%	62.8%	0.8%	0.0%	3.0%	0.0%
49	100%	54.8%	43.3%	0.2%	1.6%	0.1%	0.1%
50	100%	71.7%	25.9%	1.2%	0.2%	1.0%	0.0%
51	100%	80.2%	18.5%	1.3%	0.0%	0.0%	0.0%
52	100%	82.4%	12.5%	5.1%	0.0%	0.0%	0.0%
53	100%	77.7%	13.3%	0.4%	1.7%	0.4%	6.4%
54	100%	44.2%	42.6%	5.1%	6.2%	1.9%	0.0%
55	100%	87.6%	11.2%	0.3%	0.0%	1.0%	0.0%
56	100%	71.2%	24.4%	4.3%	0.0%	0.0%	0.1%
57	100%	95.4%	3.8%	0.2%	0.6%	0.0%	0.0%
58	100%	48.2%	47.6%	3.9%	0.0%	0.2%	0.0%
59	100%	81.9%	14.5%	2.6%	0.0%	0.3%	0.8%
60	100%	69.6%	30.4%	0.0%	0.0%	0.0%	0.0%
61	100%	72.8%	25.8%	0.0%	0.0%	1.4%	0.0%
62	100%	100.0%	0.0%	0.0%	0.0%	0.0%	0.0%
63	100%	94.2%	3.7%	2.0%	0.0%	0.0%	0.0%
65	100%	79.6%	19.9%	0.0%	0.5%	0.0%	0.0%
66	100%	33.9%	44.3%	0.9%	1.8%	13.3%	5.7%
67	100%	100.0%	0.0%	0.0%	0.0%	0.0%	0.0%
69	100%	97.5%	2.0%	0.5%	0.0%	0.0%	0.0%
70	100%	81.1%	16.8%	2.1%	0.0%	0.0%	0.0%
71	100%	50.1%	41.1%	5.0%	1.2%	2.5%	0.2%
72	100%	43.8%	56.2%	0.0%	0.0%	0.0%	0.0%
73	100%	52.6%	41.8%	5.2%	0.0%	0.2%	0.2%
74	100%	35.1%	56.3%	8.6%	0.0%	0.0%	0.0%
75	100%	85.3%	11.1%	3.3%	0.0%	0.0%	0.3%
76	100%	91.9%	7.2%	0.9%	0.0%	0.0%	0.0%
77	100%	20.5%	74.7%	4.8%	0.0%	0.0%	0.0%
78	100%	26.8%	68.3%	3.7%	0.0%	1.2%	0.0%
79	100%	11.9%	83.5%	3.9%	0.0%	0.3%	0.5%
82	100%	29.3%	60.2%	7.5%	1.7%	1.3%	0.0%
83	100%	55.7%	40.4%	2.7%	1.2%	0.0%	0.0%
85	100%	7.9%	89.5%	0.0%	0.0%	0.0%	2.6%
86	100%	97.3%	2.7%	0.0%	0.0%	0.0%	0.0%
87	100%	41.7%	44.4%	4.5%	1.8%	0.4%	7.2%
88	100%	31.1%	68.0%	0.0%	0.0%	0.8%	0.0%
89	100%	78.6%	18.6%	0.0%	1.4%	1.4%	0.0%
90	100%	90.2%	4.9%	0.0%	2.4%	0.0%	2.4%
92	100%	38.9%	50.4%	4.6%	0.8%	0.8%	4.6%

Clinica	Totale	Completo (analizzabile)	Incompleto (analizzabile)	Drop-out (non influenzabile)	Drop-out (influenzabile)	Non analizzabile (insufficiente)	Non analizzabile (mancante)
93	100%	94.8%	2.6%	2.1%	0.5%	0.0%	0.0%
94	100%	63.5%	15.5%	8.3%	0.0%	1.1%	11.6%
95	100%	89.8%	4.4%	1.0%	3.4%	1.5%	0.0%
96	100%	0.0%	97.5%	1.0%	0.0%	0.0%	1.5%
97	100%	99.1%	0.7%	0.2%	0.0%	0.0%	0.0%
98	100%	62.1%	23.3%	0.6%	0.0%	12.0%	1.9%
99	100%	79.2%	17.7%	3.2%	0.0%	0.0%	0.0%
101	100%	45.3%	44.0%	5.3%	0.0%	5.3%	0.0%
102	100%	15.9%	73.7%	0.3%	0.0%	2.4%	7.6%
103	100%	80.0%	20.0%	0.0%	0.0%	0.0%	0.0%
104	100%	6.3%	88.9%	0.0%	4.8%	0.0%	0.0%
105	100%	81.2%	18.8%	0.0%	0.0%	0.0%	0.0%
106	100%	3.7%	71.6%	7.3%	0.0%	0.9%	16.5%
107	100%	0.9%	84.3%	5.2%	1.7%	6.1%	1.7%
109	100%	66.7%	28.6%	0.0%	0.0%	0.0%	4.8%
121	100%	72.8%	19.1%	1.7%	5.2%	0.0%	1.2%
122	100%	84.1%	8.2%	2.2%	5.5%	0.0%	0.0%
501	100%	24.1%	75.9%	0.0%	0.0%	0.0%	0.0%
502	100%	50.7%	48.3%	1.1%	0.0%	0.0%	0.0%
503	100%	28.9%	70.1%	1.0%	0.0%	0.0%	0.0%
504	100%	87.0%	10.5%	1.9%	0.0%	0.0%	0.6%
505	100%	65.0%	33.4%	1.4%	0.2%	0.0%	0.0%
506	100%	24.3%	74.2%	0.6%	0.0%	0.9%	0.0%
507	100%	17.9%	75.0%	1.9%	0.0%	4.5%	0.6%
508	100%	43.5%	56.5%	0.0%	0.0%	0.0%	0.0%
509	100%	13.4%	79.7%	2.7%	0.0%	3.3%	0.9%
510	100%	35.0%	63.5%	0.7%	0.0%	0.7%	0.0%
511	100%	33.5%	61.3%	1.7%	0.6%	0.9%	2.0%
512	100%	51.1%	45.2%	3.3%	0.4%	0.0%	0.0%
513	100%	66.0%	32.0%	1.1%	0.7%	0.0%	0.2%
514	100%	6.0%	88.9%	2.2%	2.6%	0.1%	0.2%
515	100%	87.3%	9.5%	3.2%	0.0%	0.0%	0.0%
516	100%	51.2%	45.6%	2.8%	0.3%	0.0%	0.0%
517	100%	39.4%	58.1%	2.3%	0.0%	0.0%	0.2%
518	100%	55.3%	36.6%	1.4%	6.8%	0.0%	0.0%
519	100%	21.3%	74.5%	2.8%	0.0%	1.4%	0.0%
520	100%	68.6%	30.7%	0.6%	0.0%	0.0%	0.0%
521	100%	64.8%	31.9%	2.3%	0.0%	0.0%	0.9%
522	100%	62.3%	32.5%	2.7%	0.6%	0.2%	1.7%
523	100%	78.9%	20.8%	0.3%	0.0%	0.0%	0.0%
524	100%	95.8%	3.7%	0.5%	0.0%	0.0%	0.0%
525	100%	5.5%	92.2%	0.5%	0.5%	0.9%	0.5%
526	100%	62.8%	35.3%	1.1%	0.8%	0.0%	0.0%
527	100%	51.7%	46.4%	0.0%	0.0%	1.9%	0.0%

Clinica	Totale	Completo (analizzabile)	Incompleto (analizzabile)	Drop-out (non influenzabile)	Drop-out (influenzabile)	Non analizzabile (insufficiente)	Non analizzabile (mancante)
528	100%	85.5%	13.1%	1.4%	0.0%	0.0%	0.0%
529	100%	15.4%	79.7%	2.1%	0.0%	2.1%	0.7%
530	100%	24.3%	71.7%	0.7%	2.2%	1.1%	0.0%

Tabella 68: qualità dei dati HoNOS totale (in percentuale)

Qualità dei dati - HoNOS totale (incl. ammissione/dimissione ed MB) (numero di casi)

Clinica	Totale	Completo (analizzabile)	Incompleto (analizzabile)	Drop-out (non influenzabile)	Drop-out (influenzabile)	Non analizzabile (insufficiente)	Non analizzabile (mancante)
Totale	87615	51062	31186	3158	757	792	660
01	744	608	132	1	2	1	0
02	750	486	240	6	2	16	0
03	3639	1026	2209	271	45	7	81
04	90	84	6	0	0	0	0
05	311	275	26	4	1	5	0
06	841	183	629	23	6	0	0
07	773	130	559	59	0	17	8
08	2565	105	2232	145	26	38	19
10	69	67	0	2	0	0	0
11	605	540	56	8	1	0	0
12	1274	1185	67	20	2	0	0
13	2436	1488	789	152	0	3	4
14	115	115	0	0	0	0	0
15	204	69	105	9	2	0	19
16	356	332	14	10	0	0	0
17	1276	903	352	2	2	17	0
18	309	300	4	2	3	0	0
19	481	339	131	5	0	6	0
20	179	134	0	11	34	0	0
21	1584	624	847	102	8	0	3
22	2906	1937	851	100	18	0	0
23	513	460	51	1	1	0	0
24	1470	1210	157	30	73	0	0
25	291	164	10	0	0	0	117
26	2222	410	1581	103	0	90	38
27	141	113	27	1	0	0	0
28	1041	844	126	71	0	0	0
29	393	376	17	0	0	0	0
30	1651	825	720	68	10	22	6
31	85	76	9	0	0	0	0
32	1195	788	245	47	1	19	95
33	384	202	153	13	5	10	1
34	1330	1011	227	61	2	4	25

Clinica	Totale	Completo (analizzabile)	Incompleto (analizzabile)	Drop-out (non influenzabile)	Drop-out (influenzabile)	Non analizzabile (insufficiente)	Non analizzabile (mancante)
35	1559	1114	302	129	8	1	5
36	743	587	132	15	1	8	0
37	1940	1453	289	193	0	5	0
38	311	257	53	0	1	0	0
39	2029	1574	328	104	0	11	12
40	1343	1158	144	20	1	3	17
42	1006	0	858	19	129	0	0
43	2049	1251	542	4	57	195	0
44	462	444	9	9	0	0	0
45	223	0	210	6	6	1	0
46	1905	836	904	155	0	0	10
47	148	131	6	1	0	1	9
48	736	246	462	6	0	22	0
49	1201	658	520	2	19	1	1
50	590	423	153	7	1	6	0
51	1324	1062	245	17	0	0	0
52	4290	3533	538	217	2	0	0
53	233	181	31	1	4	1	15
54	1243	550	530	63	77	23	0
55	715	626	80	2	0	7	0
56	2681	1909	653	116	0	1	2
57	654	624	25	1	4	0	0
58	2017	973	960	79	0	5	0
59	392	321	57	10	0	1	3
60	332	231	101	0	0	0	0
61	569	414	147	0	0	8	0
62	71	71	0	0	0	0	0
63	694	654	26	14	0	0	0
65	206	164	41	0	1	0	0
66	542	184	240	5	10	72	31
67	8	8	0	0	0	0	0
69	795	775	16	4	0	0	0
70	333	270	56	7	0	0	0
71	867	434	356	43	10	22	2
72	128	56	72	0	0	0	0
73	990	521	414	51	0	2	2
74	893	313	503	77	0	0	0
75	334	285	37	11	0	0	1
76	431	396	31	4	0	0	0
77	166	34	124	8	0	0	0
78	164	44	112	6	0	2	0
79	387	46	323	15	0	1	2
82	1534	450	923	115	26	20	0
83	510	284	206	14	6	0	0

Clinica	Totale	Completo (analizzabile)	Incompleto (analizzabile)	Drop-out (non influenzabile)	Drop-out (influenzabile)	Non analizzabile (insufficiente)	Non analizzabile (mancante)
85	38	3	34	0	0	0	1
86	219	213	6	0	0	0	0
87	223	93	99	10	4	1	16
88	122	38	83	0	0	1	0
89	70	55	13	0	1	1	0
90	41	37	2	0	1	0	1
92	131	51	66	6	1	1	6
93	384	364	10	8	2	0	0
94	181	115	28	15	0	2	21
95	206	185	9	2	7	3	0
96	201	0	196	2	0	0	3
97	424	420	3	1	0	0	0
98	309	192	72	2	0	37	6
99	283	224	50	9	0	0	0
101	75	34	33	4	0	4	0
102	289	46	213	1	0	7	22
103	15	12	3	0	0	0	0
104	63	4	56	0	3	0	0
105	48	39	9	0	0	0	0
106	109	4	78	8	0	1	18
107	115	1	97	6	2	7	2
109	21	14	6	0	0	0	1
121	173	126	33	3	9	0	2
122	894	752	73	20	49	0	0
501	87	21	66	0	0	0	0
502	373	189	180	4	0	0	0
503	197	57	138	2	0	0	0
504	162	141	17	3	0	0	1
505	655	426	219	9	1	0	0
506	329	80	244	2	0	3	0
507	156	28	117	3	0	7	1
508	322	140	182	0	0	0	0
509	546	73	435	15	0	18	5
510	277	97	176	2	0	2	0
511	349	117	214	6	2	3	7
512	538	275	243	18	2	0	0
513	441	291	141	5	3	0	1
514	890	53	791	20	23	1	2
515	252	220	24	8	0	0	0
516	640	328	292	18	2	0	0
517	606	239	352	14	0	0	1
518	369	204	135	5	25	0	0
519	282	60	210	8	0	4	0
520	322	221	99	2	0	0	0

Clinica	Totale	Completo (analizzabile)	Incompleto (analizzabile)	Drop-out (non influenzabile)	Drop-out (influenzabile)	Non analizzabile (insufficiente)	Non analizzabile (mancante)
521	429	278	137	10	0	0	4
522	477	297	155	13	3	1	8
523	298	235	62	1	0	0	0
524	405	388	15	2	0	0	0
525	434	24	400	2	2	4	2
526	266	167	94	3	2	0	0
527	207	107	96	0	0	4	0
528	282	241	37	4	0	0	0
529	143	22	114	3	0	3	1
530	276	67	198	2	6	3	0

Tabella 69: qualità dei dati HoNOS totale (numero di casi)

Qualità dei dati - BSCL totale (incl. ammissione/dimissione ed MB) (in percentuale)

Clinica	Totale	Completo (analizzabile)	Incompleto (analizzabile)	Drop-out (non influenzabile)	Drop-out (influenzabile)	Non analizzabile (insufficiente)	Non analizzabile (mancante)
Totale	100%	26.1%	8.1%	35.4%	20.0%	2.0%	8.5%
01	100%	73.1%	7.0%	8.2%	11.2%	0.0%	0.5%
02	100%	62.7%	8.9%	22.5%	5.7%	0.1%	0.0%
03	100%	9.7%	6.6%	41.2%	12.7%	0.6%	29.2%
04	100%	27.8%	6.7%	26.7%	37.8%	0.0%	1.1%
05	100%	61.7%	0.0%	32.2%	6.1%	0.0%	0.0%
06	100%	0.7%	32.7%	47.9%	18.4%	0.2%	0.0%
07	100%	1.4%	1.3%	14.5%	12.0%	0.5%	70.2%
08	100%	0.5%	8.5%	54.3%	6.7%	0.7%	29.4%
10	100%	66.7%	0.0%	31.9%	1.4%	0.0%	0.0%
11	100%	65.5%	0.0%	23.3%	11.2%	0.0%	0.0%
12	100%	65.5%	1.3%	21.9%	11.3%	0.0%	0.0%
13	100%	13.1%	3.4%	67.0%	13.0%	0.5%	3.0%
14	100%	71.3%	1.7%	26.1%	0.9%	0.0%	0.0%
15	100%	27.9%	28.9%	27.5%	6.4%	0.0%	9.3%
16	100%	28.9%	35.4%	14.3%	18.0%	2.0%	1.4%
17	100%	54.5%	9.6%	14.0%	13.5%	0.0%	8.5%
18	100%	56.6%	0.0%	1.3%	42.1%	0.0%	0.0%
19	100%	74.6%	3.7%	19.8%	1.7%	0.2%	0.0%
20	100%	52.0%	0.0%	29.6%	3.9%	0.0%	14.5%
21	100%	6.2%	9.8%	33.8%	46.3%	2.3%	1.5%
22	100%	19.2%	6.8%	49.0%	25.0%	0.0%	0.0%
23	100%	61.0%	3.9%	22.2%	12.9%	0.0%	0.0%
24	100%	39.5%	8.0%	26.3%	26.2%	0.0%	0.0%
25	100%	59.1%	2.4%	1.4%	0.0%	0.0%	37.1%
26	100%	2.9%	14.8%	45.9%	29.7%	1.2%	5.5%
27	100%	35.5%	6.4%	29.1%	5.0%	24.1%	0.0%
28	100%	30.0%	3.0%	58.6%	8.5%	0.0%	0.0%
29	100%	93.1%	3.6%	2.3%	1.0%	0.0%	0.0%
30	100%	20.6%	6.8%	41.1%	31.3%	0.2%	0.0%
31	100%	65.9%	3.5%	27.1%	3.5%	0.0%	0.0%
32	100%	11.9%	5.1%	54.5%	21.6%	2.8%	4.2%
33	100%	38.5%	15.4%	29.2%	15.1%	1.8%	0.0%
34	100%	20.7%	6.6%	48.0%	24.5%	0.1%	0.1%
35	100%	18.1%	9.2%	50.6%	22.0%	0.1%	0.0%
36	100%	16.0%	8.3%	41.6%	33.6%	0.4%	0.0%
37	100%	23.9%	2.3%	40.0%	33.8%	0.0%	0.0%
38	100%	55.0%	8.0%	8.7%	27.7%	0.6%	0.0%
39	100%	39.3%	3.5%	38.7%	17.4%	0.0%	0.9%
40	100%	45.4%	5.2%	38.9%	8.0%	0.1%	2.2%
42	100%	0.0%	35.9%	26.9%	37.2%	0.0%	0.0%
43	100%	5.5%	3.6%	39.4%	50.2%	1.4%	0.0%
44	100%	72.9%	8.4%	17.1%	1.3%	0.2%	0.0%

Clinica	Totale	Completo (analizzabile)	Incompleto (analizzabile)	Drop-out (non influenzabile)	Drop-out (influenzabile)	Non analizzabile (insufficiente)	Non analizzabile (mancante)
45	100%	0.0%	76.7%	13.9%	8.1%	0.9%	0.4%
46	100%	2.0%	2.5%	33.2%	29.9%	1.3%	31.1%
47	100%	0.0%	0.0%	0.0%	0.0%	0.0%	100.0%
48	100%	0.0%	0.0%	0.4%	1.4%	0.1%	98.1%
49	100%	15.0%	15.3%	49.4%	16.2%	0.2%	4.0%
50	100%	43.7%	15.9%	19.5%	20.8%	0.0%	0.0%
51	100%	36.4%	0.0%	43.4%	20.2%	0.0%	0.0%
52	100%	10.3%	4.2%	32.9%	52.5%	0.0%	0.0%
53	100%	33.5%	16.7%	12.0%	25.3%	4.3%	8.2%
54	100%	18.8%	4.7%	24.5%	8.0%	44.0%	0.0%
55	100%	40.4%	15.4%	31.5%	12.7%	0.0%	0.0%
56	100%	33.5%	14.8%	38.0%	11.9%	0.0%	1.8%
57	100%	70.6%	7.2%	0.6%	21.6%	0.0%	0.0%
58	100%	26.4%	11.9%	51.5%	10.2%	0.0%	0.0%
59	100%	26.5%	6.9%	27.3%	6.6%	4.1%	28.6%
60	100%	35.5%	23.5%	7.8%	30.7%	2.4%	0.0%
61	100%	70.1%	15.8%	5.8%	8.3%	0.0%	0.0%
62	100%	49.3%	18.3%	15.5%	16.9%	0.0%	0.0%
63	100%	65.4%	0.3%	16.6%	17.7%	0.0%	0.0%
65	100%	41.7%	5.3%	11.7%	41.3%	0.0%	0.0%
66	100%	7.4%	5.5%	46.3%	8.7%	1.5%	30.6%
67	100%	100.0%	0.0%	0.0%	0.0%	0.0%	0.0%
69	100%	80.6%	1.3%	10.6%	7.5%	0.0%	0.0%
70	100%	64.3%	12.3%	18.3%	5.1%	0.0%	0.0%
71	100%	11.2%	4.3%	46.6%	36.4%	1.5%	0.0%
72	100%	6.2%	15.6%	63.3%	9.4%	1.6%	3.9%
73	100%	1.5%	3.9%	31.9%	20.4%	1.3%	40.9%
74	100%	0.1%	0.1%	13.2%	5.4%	0.2%	81.0%
75	100%	41.6%	14.1%	21.9%	22.5%	0.0%	0.0%
76	100%	61.5%	4.9%	30.4%	3.2%	0.0%	0.0%
77	100%	12.7%	21.1%	13.3%	7.8%	3.0%	42.2%
78	100%	16.5%	11.0%	7.9%	1.8%	1.8%	61.0%
79	100%	2.3%	32.8%	27.1%	7.8%	0.3%	29.7%
82	100%	5.1%	5.9%	59.2%	4.2%	25.6%	0.0%
83	100%	31.0%	20.8%	18.4%	10.2%	19.6%	0.0%
85	100%	0.0%	15.8%	15.8%	0.0%	0.0%	68.4%
86	100%	88.1%	0.9%	0.0%	11.0%	0.0%	0.0%
87	100%	14.8%	9.9%	40.4%	27.8%	0.0%	7.2%
88	100%	0.0%	0.0%	3.3%	18.0%	0.8%	77.9%
89	100%	38.6%	4.3%	22.9%	32.9%	0.0%	1.4%
90	100%	36.6%	2.4%	31.7%	26.8%	2.4%	0.0%
92	100%	24.4%	19.8%	30.5%	19.1%	0.0%	6.1%
93	100%	49.7%	1.3%	29.9%	19.0%	0.0%	0.0%
94	100%	57.5%	3.9%	2.2%	2.2%	23.8%	10.5%

Clinica	Totale	Completo (analizzabile)	Incompleto (analizzabile)	Drop-out (non influenzabile)	Drop-out (influenzabile)	Non analizzabile (insufficiente)	Non analizzabile (mancante)
95	100%	58.3%	0.0%	31.1%	10.7%	0.0%	0.0%
96	100%	0.0%	82.1%	13.4%	4.5%	0.0%	0.0%
97	100%	87.0%	4.7%	6.1%	2.1%	0.0%	0.0%
98	100%	61.8%	6.1%	7.8%	0.3%	19.7%	4.2%
99	100%	14.8%	2.5%	73.1%	3.5%	1.1%	4.9%
121	100%	67.1%	17.3%	11.0%	2.3%	0.0%	2.3%
122	100%	43.3%	5.1%	36.5%	15.1%	0.0%	0.0%

Tabella 70: qualità dei dati BSCL totale (in percentuale)

Qualità dei dati - BSCL totale (incl. ammissione/dimissione ed MB) (numero di casi)

Clinica	Totale	Completo (analizzabile)	Incompleto (analizzabile)	Drop-out (non influenzabile)	Drop-out (influenzabile)	Non analizzabile (insufficiente)	Non analizzabile (mancante)
Totale	75870	19776	6165	26852	15152	1506	6419
01	744	544	52	61	83	0	4
02	750	470	67	169	43	1	0
03	3639	353	241	1498	462	23	1062
04	90	25	6	24	34	0	1
05	311	192	0	100	19	0	0
06	841	6	275	403	155	2	0
07	773	11	10	112	93	4	543
08	2565	13	219	1392	171	17	753
10	69	46	0	22	1	0	0
11	605	396	0	141	68	0	0
12	1274	834	17	279	144	0	0
13	2436	319	83	1631	316	13	74
14	115	82	2	30	1	0	0
15	204	57	59	56	13	0	19
16	356	103	126	51	64	7	5
17	1276	695	122	179	172	0	108
18	309	175	0	4	130	0	0
19	481	359	18	95	8	1	0
20	179	93	0	53	7	0	26
21	1584	99	156	535	734	36	24
22	2906	558	198	1423	727	0	0
23	513	313	20	114	66	0	0
24	1470	580	118	387	385	0	0
25	291	172	7	4	0	0	108
26	2222	65	328	1021	659	27	122
27	141	50	9	41	7	34	0
28	1041	312	31	610	88	0	0
29	393	366	14	9	4	0	0
30	1651	340	112	679	516	4	0

Clinica	Totale	Completo (analizzabile)	Incompleto (analizzabile)	Drop-out (non influenzabile)	Drop-out (influenzabile)	Non analizzabile (insufficiente)	Non analizzabile (mancante)
31	85	56	3	23	3	0	0
32	1195	142	61	651	258	33	50
33	384	148	59	112	58	7	0
34	1330	275	88	639	326	1	1
35	1559	282	144	789	343	1	0
36	743	119	62	309	250	3	0
37	1940	464	44	776	656	0	0
38	311	171	25	27	86	2	0
39	2029	798	72	786	354	0	19
40	1343	610	70	523	108	2	30
42	1006	0	361	271	374	0	0
43	2049	113	73	807	1028	28	0
44	462	337	39	79	6	1	0
45	223	0	171	31	18	2	1
46	1905	38	48	632	570	25	592
47	148	0	0	0	0	0	148
48	736	0	0	3	10	1	722
49	1201	180	184	593	194	2	48
50	590	258	94	115	123	0	0
51	1324	482	0	574	268	0	0
52	4290	444	182	1412	2252	0	0
53	233	78	39	28	59	10	19
54	1243	234	58	305	99	547	0
55	715	289	110	225	91	0	0
56	2681	898	398	1018	319	0	48
57	654	462	47	4	141	0	0
58	2017	532	241	1039	205	0	0
59	392	104	27	107	26	16	112
60	332	118	78	26	102	8	0
61	569	399	90	33	47	0	0
62	71	35	13	11	12	0	0
63	694	454	2	115	123	0	0
65	206	86	11	24	85	0	0
66	542	40	30	251	47	8	166
67	8	8	0	0	0	0	0
69	795	641	10	84	60	0	0
70	333	214	41	61	17	0	0
71	867	97	37	404	316	13	0
72	128	8	20	81	12	2	5
73	990	15	39	316	202	13	405
74	893	1	1	118	48	2	723
75	334	139	47	73	75	0	0
76	431	265	21	131	14	0	0
77	166	21	35	22	13	5	70

Clinica	Totale	Completo (analizzabile)	Incompleto (analizzabile)	Drop-out (non influenzabile)	Drop-out (influenzabile)	Non analizzabile (insufficiente)	Non analizzabile (mancante)
78	164	27	18	13	3	3	100
79	387	9	127	105	30	1	115
82	1534	79	90	908	65	392	0
83	510	158	106	94	52	100	0
85	38	0	6	6	0	0	26
86	219	193	2	0	24	0	0
87	223	33	22	90	62	0	16
88	122	0	0	4	22	1	95
89	70	27	3	16	23	0	1
90	41	15	1	13	11	1	0
92	131	32	26	40	25	0	8
93	384	191	5	115	73	0	0
94	181	104	7	4	4	43	19
95	206	120	0	64	22	0	0
96	201	0	165	27	9	0	0
97	424	369	20	26	9	0	0
98	309	191	19	24	1	61	13
99	283	42	7	207	10	3	14
121	173	116	30	19	4	0	4
122	894	387	46	326	135	0	0

Tabella 71: qualità dei dati BSCL totale (numero di casi)

**Qualità dei dati complessiva per le misure restrittive della libertà rilevate
(casi conclusi, 01.01.2023 - 31.12.2023)**

Clinica	Totale	Correttamente documentata		Difettoso documentata		
Totale	49718	100%	47764	96.1%	1954	3.9%
03	5407	100%	5272	97.5%	135	2.5%
06	443	100%	436	98.4%	7	1.6%
07	215	100%	209	97.2%	6	2.8%
08	1733	100%	1730	99.8%	3	0.2%
12	11	100%	11	100.0%	0	0.0%
13	2741	100%	2709	98.8%	32	1.2%
17	87	100%	87	100.0%	0	0.0%
21	613	100%	611	99.7%	2	0.3%
22	367	100%	367	100.0%	0	0.0%
24	377	100%	377	100.0%	0	0.0%
26	5294	100%	5266	99.5%	28	0.5%
28	415	100%	415	100.0%	0	0.0%
30	781	100%	781	100.0%	0	0.0%
32	305	100%	292	95.7%	13	4.3%
33	23	100%	23	100.0%	0	0.0%
34	444	100%	444	100.0%	0	0.0%
35	684	100%	681	99.6%	3	0.4%
36	438	100%	438	100.0%	0	0.0%
37	557	100%	557	100.0%	0	0.0%
39	614	100%	574	93.5%	40	6.5%
40	149	100%	146	98.0%	3	2.0%
42	66	100%	66	100.0%	0	0.0%
43	320	100%	320	100.0%	0	0.0%
44	111	100%	111	100.0%	0	0.0%
46	2576	100%	2432	94.4%	144	5.6%
48	40	100%	40	100.0%	0	0.0%
49	99	100%	96	97.0%	3	3.0%
50	32	100%	32	100.0%	0	0.0%
51	456	100%	456	100.0%	0	0.0%
52	5607	100%	5607	100.0%	0	0.0%
54	358	100%	354	98.9%	4	1.1%
56	667	100%	662	99.3%	5	0.7%
58	175	100%	175	100.0%	0	0.0%
59	12	100%	12	100.0%	0	0.0%
63	74	100%	71	95.9%	3	4.1%
66	21	100%	18	85.7%	3	14.3%
69	8	100%	7	87.5%	1	12.5%
71	506	100%	506	100.0%	0	0.0%
73	179	100%	150	83.8%	29	16.2%

Clinica	Totale	Correttamente documentata	Difettoso documentata
74	333	100% 262 78.7%	71 21.3%
76	9	100% 9 100.0%	0 0.0%
79	7	100% 7 100.0%	0 0.0%
82	883	100% 877 99.3%	6 0.7%
86	1	100% 1 100.0%	0 0.0%
88	2	100% 2 100.0%	0 0.0%
93	3	100% 2 66.7%	1 33.3%
101	70	100% 70 100.0%	0 0.0%
102	412	100% 409 99.3%	3 0.7%
103	21	100% 21 100.0%	0 0.0%
104	112	100% 112 100.0%	0 0.0%
105	144	100% 144 100.0%	0 0.0%
106	26	100% 25 96.2%	1 3.8%
107	1014	100% 1014 100.0%	0 0.0%
109	43	100% 43 100.0%	0 0.0%
122	220	100% 220 100.0%	0 0.0%
501	49	100% 39 79.6%	10 20.4%
502	200	100% 164 82.0%	36 18.0%
503	23	100% 17 73.9%	6 26.1%
504	30	100% 30 100.0%	0 0.0%
505	579	100% 578 99.8%	1 0.2%
506	149	100% 109 73.2%	40 26.8%
507	9	100% 7 77.8%	2 22.2%
508	36	100% 30 83.3%	6 16.7%
509	1342	100% 1221 91.0%	121 9.0%
510	104	100% 100 96.2%	4 3.8%
511	631	100% 631 100.0%	0 0.0%
512	488	100% 416 85.2%	72 14.8%
513	263	100% 262 99.6%	1 0.4%
514	499	100% 477 95.6%	22 4.4%
515	33	100% 32 97.0%	1 3.0%
516	503	100% 503 100.0%	0 0.0%
517	883	100% 672 76.1%	211 23.9%
518	597	100% 568 95.1%	29 4.9%
519	120	100% 120 100.0%	0 0.0%
520	3909	100% 3871 99.0%	38 1.0%
521	797	100% 97 12.2%	700 87.8%
522	468	100% 462 98.7%	6 1.3%
523	329	100% 303 92.1%	26 7.9%
524	392	100% 368 93.9%	24 6.1%
525	184	100% 173 94.0%	11 6.0%
526	14	100% 14 100.0%	0 0.0%

Clinica		Totale	Correttamente documentata		Difettoso documentata	
527	9	100%	6	66.7%	3	33.3%
528	76	100%	65	85.5%	11	14.5%
529	8	100%	8	100.0%	0	0.0%
530	689	100%	662	96.1%	27	3.9%

Tabella 72: qualità dei dati relativi alle misure restrittive della libertà

A8. Analisi delle covariate e specifiche dei modelli

Nell'aggiustamento secondo il rischio mediante modelli di regressione lineare multipli viene considerata una serie di covariate con le relative interazioni. In questo modo, nei confronti vengono considerati fattori che influiscono sulla riduzione del peso dei sintomi e che non rientrano nell'ambito di influenza delle cliniche. Sulla base di considerazioni sostanziali, le seguenti variabili sono state identificate come potenziali variabili di disturbo da considerare come covariate:

- Età all'ammissione
- Sesso
- Diagnosi principale
- Gravità della malattia all'ammissione (HoNOS e BSCL)
- Ricovero a scopo di assistenza (RSA)
- Nazionalità
- Livello di istruzione
- Stato civile
- Occupazione prima dell'ammissione
- Luogo di soggiorno prima dell'ammissione
- Classe di trattamento (comune, semiprivata, privata, sconosciuta/mancante)
- Istanza ricoverante
- Durata della degenza
- Numero di diagnosi secondarie
- Campo di attività

L'influsso delle covariate rilevanti, comprese le relative interazioni di primo ordine, viene verificato separatamente per ciascun tipo di clinica su base annuale. Il numero di interazioni che possono essere considerate in un modello dipende dalla quantità di dati disponibili. A seconda della base di dati vengono considerate tutte le interazioni, solo le interazioni con l'influsso maggiore o nessuna interazione di primo ordine. Di seguito sono riportate, per ciascun modello dell'anno di misurazione corrente, le covariate considerate, il numero di interazioni considerate e la varianza risultante spiegata.

Tipo di clinica 1: fornitori di prestazioni di base e della medicina acuta

Risultato della misurazione del peso dei sintomi: valore comparativo HoNOS

Per la riduzione del peso dei sintomi misurata con l'HoNOS sono state considerate le seguenti covariate: HoNOS complessivo (valore all'ammissione), gruppo di diagnosi, età all'ammissione, sesso, nazionalità, stato civile, istruzione, occupazione prima dell'ammissione, luogo di soggiorno prima dell'ammissione, istanza ricoverante, RSA, classe di cura, durata della degenza, numero di diagnosi secondarie e campo di attività. Nel modello sono state incluse tutte le covariate e le interazioni di primo grado disponibili. Nel complesso, le variabili, il fattore clinico e le interazioni hanno consentito di spiegare il 41.1% della varianza (R^2_{adj}) del risultato della misurazione con l'HoNOS.

Risultato della misurazione del peso dei sintomi: valore comparativo BSCL

Per la riduzione del peso dei sintomi misurata con la BSCL sono state considerate le seguenti covariate: BSCL complessiva (valore all'ammissione), gruppo di diagnosi, età all'ammissione, sesso, nazionalità, stato civile, istruzione, occupazione prima dell'ammissione, luogo di soggiorno prima dell'ammissione, istanza ricoverante, RSA, classe di cura, durata della degenza, numero di diagnosi secondarie e campo di attività. Nel modello sono state incluse tutte le covariate presenti e tutte le interazioni di primo grado disponibili. Le covariate esaminate, il fattore clinico e le interazioni hanno consentito di spiegare il 33.2% della varianza (R^2_{adj}).

Tipo di clinica 2: Cliniche specializzate

Risultato della misurazione del peso dei sintomi: valore comparativo HoNOS

Per la riduzione del peso dei sintomi misurata con l'HoNOS sono state considerate le seguenti covariate: HoNOS complessivo (valore all'ammissione), gruppo di diagnosi, età all'ammissione, sesso, nazionalità, stato civile, istruzione, occupazione prima dell'ammissione, luogo di soggiorno prima dell'ammissione, istanza ricoverante, RSA, classe di cura, durata della degenza, numero di diagnosi secondarie e campo di attività. Nel modello sono state incluse tutte le covariate presenti e tutte le interazioni di primo grado disponibili. Nel complesso, le variabili, il fattore clinico e le interazioni hanno consentito di spiegare il 37.2% della varianza (R^2_{adj}) del risultato della misurazione con l'HoNOS.

Risultato della misurazione del peso dei sintomi: valore comparativo BSCL

Per la riduzione del peso dei sintomi misurata con la BSCL sono state considerate le seguenti covariate: BSCL complessiva (valore all'ammissione), gruppo di diagnosi, età all'ammissione, sesso, nazionalità, stato civile, istruzione, occupazione prima dell'ammissione, luogo di soggiorno prima dell'ammissione, istanza ricoverante, RSA, classe di cura, durata della degenza, numero di diagnosi secondarie e campo di attività. Sulla base del numero di casi presenti sono state incluse nel modello, oltre alle covariate, 24 interazioni totali selezionate in considerazione dei dati dell'anno precedente. Le covariate esaminate, il fattore clinico e le interazioni hanno consentito di spiegare il 29.3% della varianza (R^2_{adj}).

Tipo di clinica 3: cliniche per la cura di dipendenze

Risultato della misurazione del peso dei sintomi: valore comparativo HoNOS

Per la riduzione del peso dei sintomi misurata con l'HoNOS sono state considerate le seguenti covariate: HoNOS complessivo (valore all'ammissione), gruppo di diagnosi, età all'ammissione, sesso, nazionalità, stato civile, istruzione, occupazione prima dell'ammissione, luogo di soggiorno prima dell'ammissione, istanza ricoverante, RSA, classe di cura, durata della degenza, numero di diagnosi secondarie e campo di attività. Sulla base del numero di casi presenti sono state incluse nel modello, oltre alle covariate, 20 interazioni totali selezionate in considerazione dei dati dell'anno precedente. Nel complesso, le variabili, il fattore clinico e le interazioni hanno consentito di spiegare il 38.8% della varianza (R^2_{adj}) del risultato della misurazione con l'HoNOS.

Risultato della misurazione del peso dei sintomi: valore comparativo BSCL

Per la riduzione del peso dei sintomi misurata con la BSCL sono state considerate le seguenti covariate: BSCL complessiva (valore all'ammissione), gruppo di diagnosi, età all'ammissione, sesso, nazionalità, stato civile, istruzione, occupazione prima dell'ammissione, luogo di soggiorno prima dell'ammissione, istanza



ricoverante, RSA, durata della degenza, numero di diagnosi secondarie e campo di attività. Sulla base del numero di casi presenti sono state incluse nel modello, oltre alle covariate, 17 interazioni totali selezionate in considerazione dei dati dell'anno precedente. Le covariate esaminate, il fattore clinico e le interazioni hanno consentito di spiegare il 48.4% della varianza (R^2_{adj}).

Tipo di clinica 4: Cliniche di psichiatria forense

Risultato della misurazione del peso dei sintomi: valore comparativo HoNOS

Per la riduzione del peso dei sintomi misurata con l'HoNOS sono state considerate le seguenti covariate: HoNOS complessivo (valore all'ammissione), gruppo di diagnosi, età all'ammissione, sesso, nazionalità, stato civile, istruzione, occupazione prima dell'ammissione, luogo di soggiorno prima dell'ammissione, istanza ricoverante, RSA, durata della degenza, numero di diagnosi secondarie e campo di attività. Sulla base del numero di casi presenti sono state incluse nel modello, oltre alle covariate, 14 interazioni totali selezionate in considerazione dei dati dell'anno precedente. Nel complesso, le variabili e il fattore clinico hanno consentito di spiegare il 49.2% della varianza (R^2_{adj}) del risultato della misurazione con l'HoNOS.

Tipo di clinica 5: Cliniche di psichiatria geriatrica

Risultato della misurazione del carico sintomatologico: variabile comparativa HoNOS

Per la riduzione del peso dei sintomi misurata con l'HoNOS sono state considerate le seguenti covariate: HoNOS complessivo (valore all'ammissione), gruppo di diagnosi, età all'ammissione, sesso, nazionalità, stato civile, istruzione, occupazione prima dell'ammissione, luogo di soggiorno prima dell'ammissione, istanza ricoverante, RSA, durata della degenza, numero di diagnosi secondarie e campo di attività. Il modello non conteneva alcuna interazione. Nel complesso, le variabili e il fattore clinico hanno consentito di spiegare il 43.9% della varianza (R^2_{adj}) del risultato della misurazione con l'HoNOS.

A9. Spiegazioni sui grafici

Diagramma a colonne

Questi diagrammi vengono utilizzati per rappresentare la ripartizione delle caratteristiche dei pazienti dei tipi di clinica

Esempio di lettura:

Nelle cliniche di questo tipo, la formazione più alta conseguita dal 32% dei pazienti dimessi nell'anno della misurazione era un apprendistato o una scuola professionale a tempo pieno. Nel 21,4% dei casi, il grado di istruzione non era noto, nel 20,1% dei casi è stata conclusa la scuola dell'obbligo, nel 6,9% dei casi è stata frequentata una scuola specializzata superiore o una scuola professionale, nel 6,6% dei casi mancavano indicazioni riguardo al grado di istruzione, nel 5,2% dei casi è stata conclusa un'università o una scuola professionale, nel 4,4% dei casi non è stata conclusa alcuna formazione scolastica e nel 3,4% dei casi la maturità liceale è la formazione più alta.

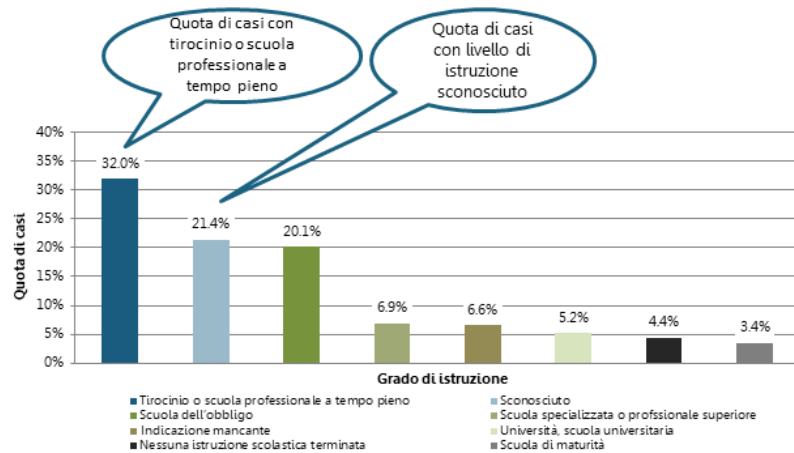


Figura 1: ausilio alla lettura diagramma a colonne

Diagramma a colonne cumulate

Questi diagrammi vengono utilizzati per rappresentare la differenza tra le diverse cliniche in un determinato criterio (ad es. la qualità dei dati) e per mostrare il contributo delle varie categorie a un valore complessivo. Ciò consente di confrontare le cliniche attraverso l'asse X, mentre la percentuale dei casi viene visualizzata sull'asse Y.

Esempio di lettura:

Per la clinica 27, è stato documentato completamente oltre il 50% dei casi. Un altro 10% circa dei casi non è documentato completamente, ma è comunque analizzabile. Il 35% dei casi erano dropout non influenzabili dalla clinica. Nel 5% circa dei casi, infine, il set di dati non era presente o non era analizzabile.

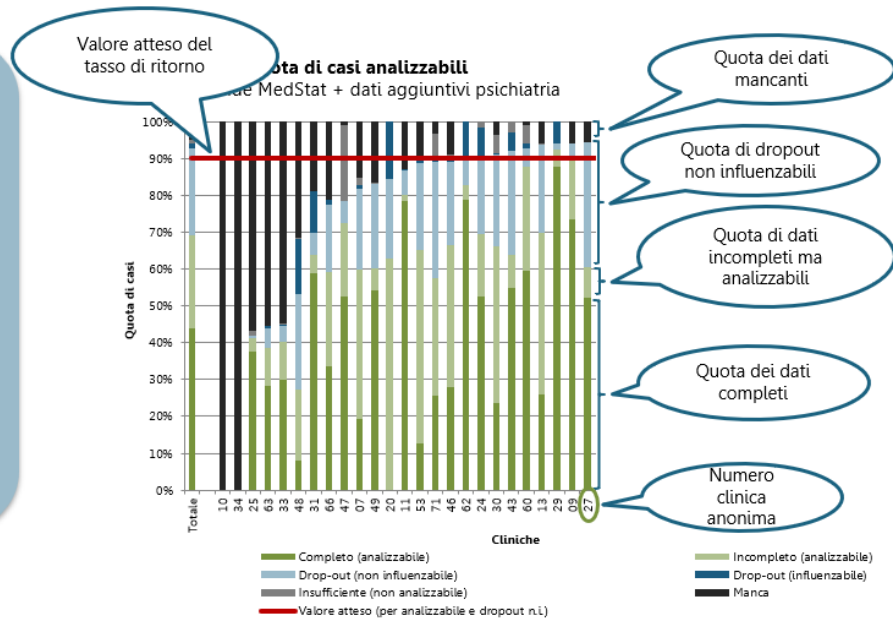


Figura 2: ausilio alla lettura diagramma a colonne cumulate

Boxplot

Questi diagrammi vengono utilizzati per rappresentare la ripartizione della gravità (HoNOS e BSCL) al momento dell'ammissione.

Esempio di lettura:

La clinica 20 presenta una gravità media al momento dell'ammissione (HoNOS) di 12 (mediana). Ciò significa che il 50% dei casi è di gravità inferiore e il 50% di gravità superiore. Il 25% dei casi presenta una gravità all'ammissione fino a 7 (percentile 25%), il 25% una gravità all'ammissione di almeno 16 (percentile 75%).

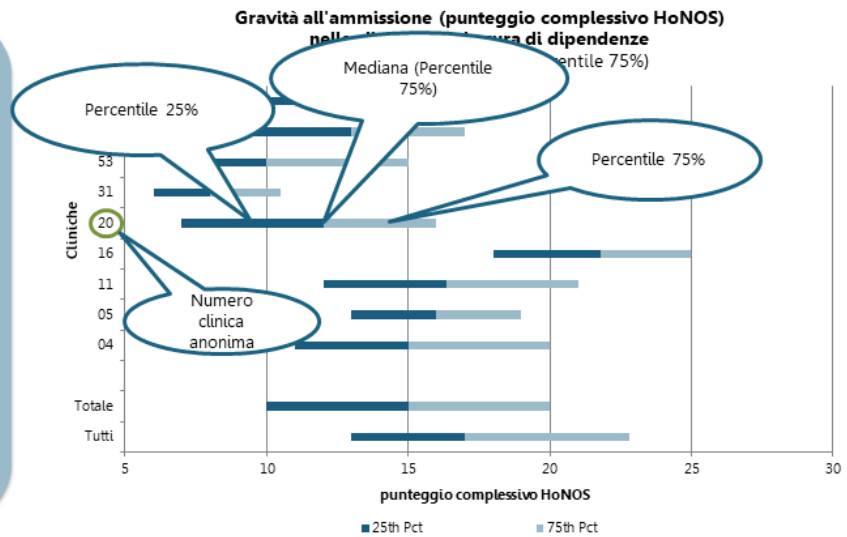


Figura 3: ausilio alla lettura boxplot

Impressum

Titolo	Peso dei sintomi e misure restrittive della libertà, psichiatria stazionaria per adulti, annesso al rapporto comparativo nazionale, misurazione 2023
Autori	Roman di Francesco, responsabile di progetto, w hoch 2 GmbH Dr. Benjamin Steinweg, w hoch 2 GmbH Luc Drohé, w hoch 2 GmbH Philipp Kronenberg, w hoch 2 GmbH
Luogo e anno di pubblicazione	Berna, ottobre 2024 (versione 1.0)
Citazione	ANQ, Associazione nazionale per lo sviluppo della qualità in ospedali e cliniche, Berna; w hoch 2 GmbH, Berna (2024). Peso dei sintomi e misure restrittive della libertà, psichiatria stazionaria per adulti. Rapporto comparativo nazionale 2023.
Comitato per la qualità Psichiatria	Dr. med. Christine Besse, CHUV, Losanna Dr. phil. André Della Casa, PUK, Zurigo Bruno Dolci, IPW, Winterthur PD Dr. med. Dr. phil. Ulrich Michael Hemmeter, SG Psychiatrie-Dienste Nord Prof. Dr. med. Wolfram Kawohl, Clenia Schlössli AG, Oetwil am See Panagiotis Lazaridis, UPD, Berna Dr. med. Nadja Weir, Gesundheitsdirektion Zurigo Dr. med. Alexandre Wullschleger, HUG, Ginevra
Traduzioni	Versione francese: PureFluent Limited, W1T 1JU, Gran Bretagna Versione italiana: PureFluent Limited, W1T 1JU, Gran Bretagna
Committente rappresentata da	Associazione nazionale per lo sviluppo della qualità in ospedali e cliniche ANQ Muriel Haldemann, responsabile Psichiatria
Copyright	Associazione nazionale per lo sviluppo della qualità in ospedali e cliniche ANQ Segretariato generale Weltpoststrasse 5 3015 Berna