

---

# Importance des symptômes et mesures limitatives de liberté Psychiatrie adultes stationnaire

---

Annexe du rapport comparatif national  
Mesure 2023

Octobre 2024 / version 1.0

## Table des matières

---

|      |   |     |
|------|---|-----|
| A1.  | Description de l'échantillon et casemix.....  | 3   |
| 1.1  | Nombre de cas complets durant la période considérée .....                                       | 3   |
| 1.2  | Âge .....   | 10  |
| 1.3  | Sexe .....  | 17  |
| 1.4  | Diagnostics principaux .....  | 24  |
| 1.5  | Nombre de diagnostics supplémentaires.....  | 39  |
| 1.6  | Degré de gravité à l'admission (score global HoNOS) au sein des cliniques .....                 | 54  |
| 1.7  | Degré de gravité à l'admission (score global BSCL) au sein des cliniques.....                   | 63  |
| 1.8  | Placement à des fins d'assistance .....   | 69  |
| 1.9  | Domaine de traitement.....  | 76  |
| 1.10 | Nationalités.....   | 86  |
| 1.11 | Lieu de séjour avant l'admission .....  | 93  |
| 1.12 | Décision d'envoi au sein des cliniques.....   | 108 |
| 1.13 | Formation.....  | 123 |
| 1.14 | Etat civil.....   | 138 |
| 1.15 | Occupation avant l'admission .....  | 153 |
| 1.16 | Classe de traitement.....   | 168 |
| 1.17 | Durée de séjour au sein des cliniques.....  | 177 |
| 1.18 | Période de mesure HoNOS <= 24 heures.....   | 184 |
| 1.19 | Période de mesure BSCL <= 24 heures .....   | 194 |
| 1.20 | Cas HoNOS exclus .....  | 200 |
| 1.21 | Cas BSCL exclus .....   | 209 |
| A2.  | Résultat de mesure (centre de soins aigus et premier recours) .....                             | 215 |
| A3.  | Résultats des mesures (psychiatrie spécialisée) .....   | 233 |
| A4.  | Résultat de mesure (cliniques spécialisées dans le traitement des maladies de dépendance) ..... | 245 |
| A5.  | Résultat de mesure (cliniques de psychiatrie forensique).....                                   | 248 |
| A6.  | Résultats de mesure (cliniques de psychiatrie gériatrique).....                                 | 252 |
| A7.  | Qualité des données.....  | 259 |
| A8.  | Analyse des covariables.....  | 274 |
| A9.  | Explications relatives aux figures.....   | 277 |
|      | Impressum .....   | 280 |



## À propos de ce document

Le présent document « Importance des symptômes et mesures limitatives de liberté Psychiatrie stationnaire pour adultes. Annexe du rapport comparatif national. Mesure 2023 » comprend des graphiques et tableaux supplémentaires contenant des informations détaillées à propos des résultats de la mesure. Le rapport principal est disponible sur le [portail web de l'ANQ](#).

### Précisions :

La dénomination « tous » se réfère aux valeurs de toutes les cliniques de la psychiatrie pour adultes. La dénomination « total » se réfère aux valeurs globales de toutes les cliniques au sein d'un type de clinique.

## A1. Description de l'échantillon et casemix

L'annexe 1 décrit la composition du collectif de patients des différentes cliniques, qui a été prise en compte dans les évaluations. En plus du nombre de cas complétés pendant la période de mesure, toutes les variables pertinentes pour la comparaison des cliniques y sont présentées. En outre, le score global moyen HoNOS et BSCL à l'admission est représenté.

Ces analyses se réfèrent aux cas effectivement traités et documentés, sans ajustement des risques.

### 1.1 Nombre de cas complets durant la période considérée

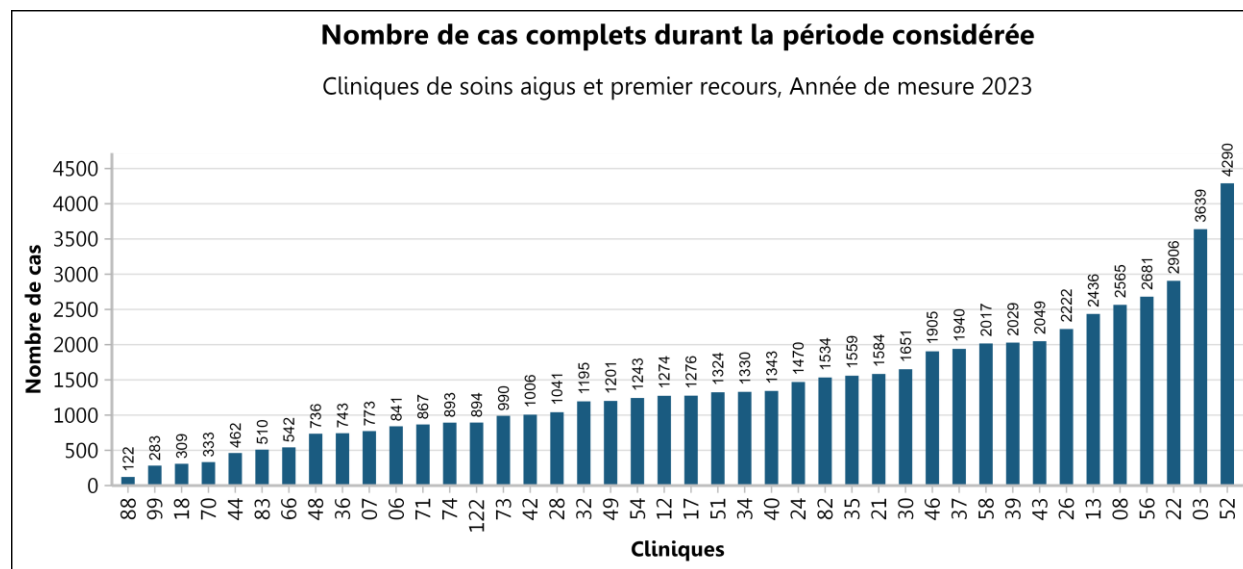


Figure 1: nombre de cas complets durant la période considérée au sein des centres de soins aigus et premier recours

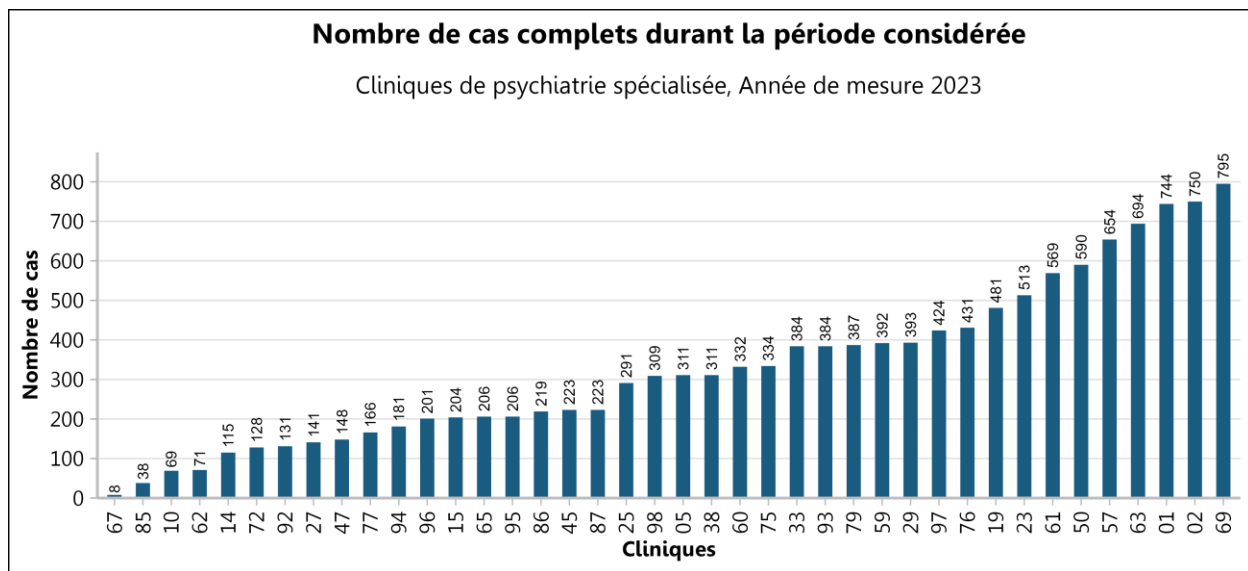


Figure 2: nombre de cas complets durant la période considérée au sein des cliniques spécialisées

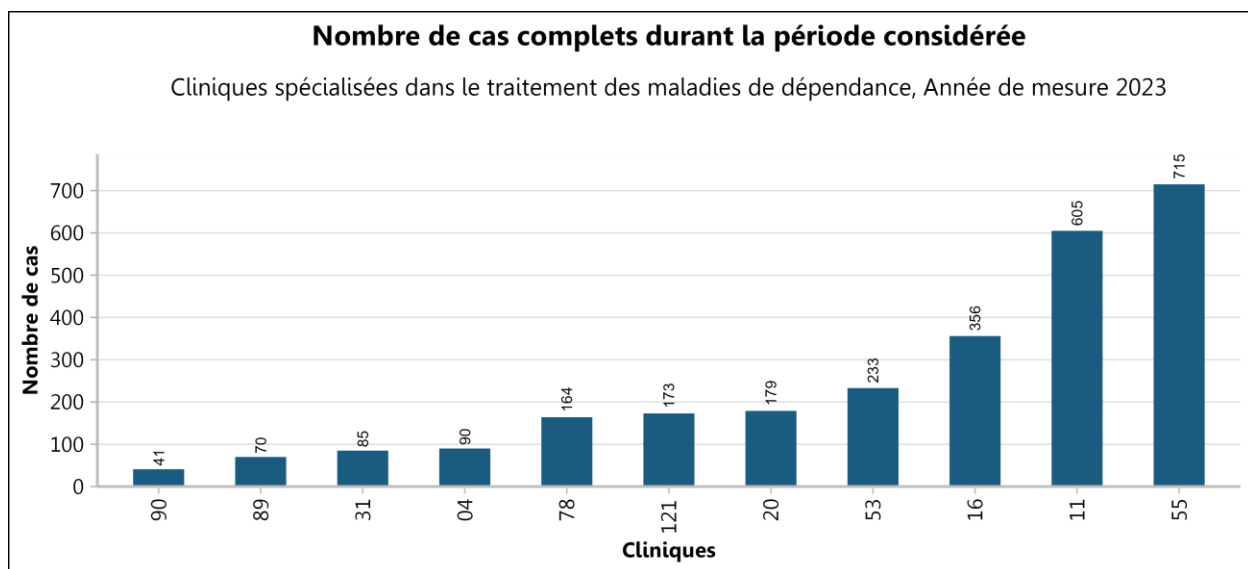


Figure 3: nombre de cas complets durant la période considérée au sein des cliniques spécialisées dans le traitement des maladies de dépendance

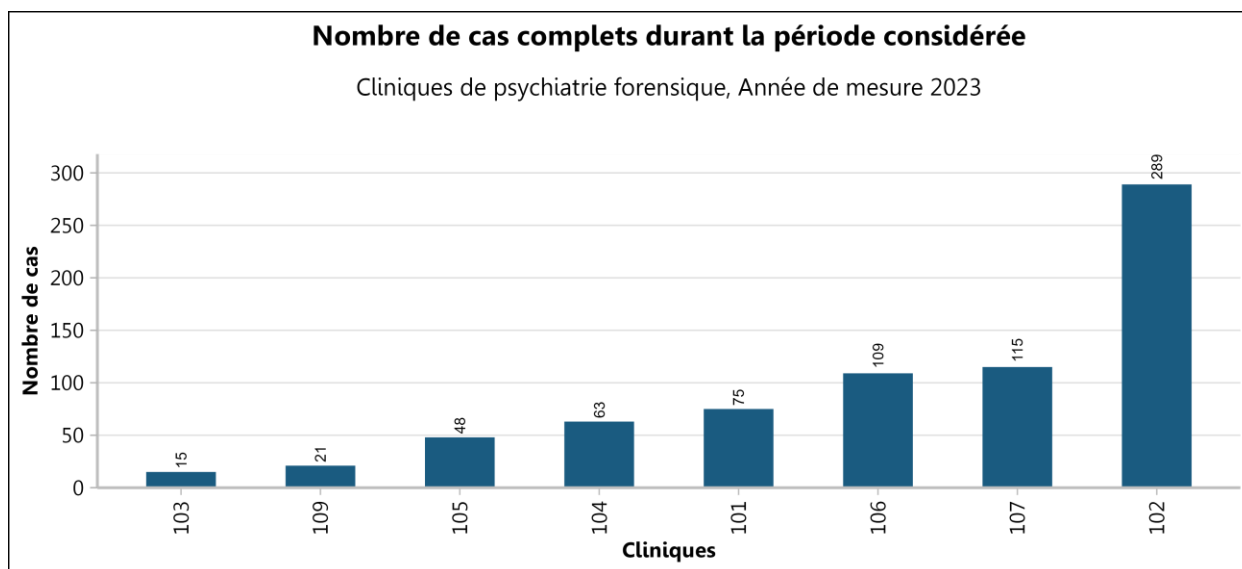


Figure 4: nombre de cas complets durant la période considérée au sein des cliniques de psychiatrie forensique

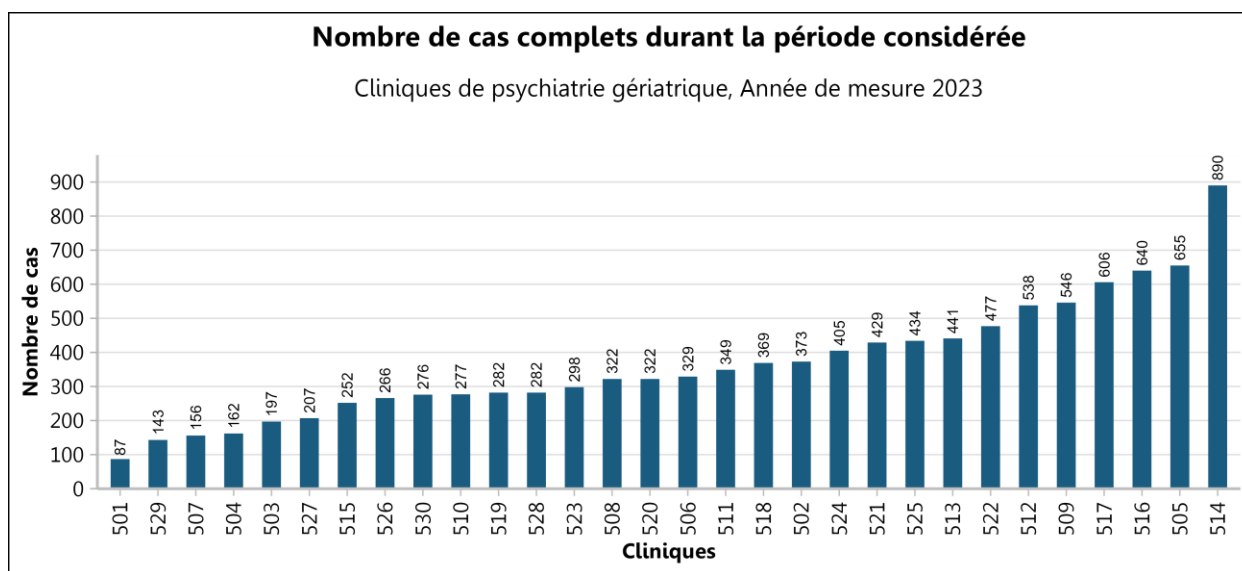


Figure 5: nombre de cas complets durant la période considérée au sein des cliniques de psychiatrie gériatrique

Clinique

Admission à partir du 01.07.2012,  
Sortie 01.01.2023 – 31.12.2023 («  
complété »)

| <b>Toutes les cliniques</b>                 |       | <b>87615</b> |
|---|-------|--------------|
| Cliniques de soins aigus et premier recours | Total | 60008        |
|   | 03    | 3639         |
|   | 06    | 841          |
|   | 07    | 773          |
|   | 08    | 2565         |
|   | 12    | 1274         |
|   | 13    | 2436         |
|   | 17    | 1276         |
|   | 18    | 309          |
|   | 21    | 1584         |
|   | 22    | 2906         |
|   | 24    | 1470         |
|   | 26    | 2222         |
|   | 28    | 1041         |
|   | 30    | 1651         |
|   | 32    | 1195         |
|   | 34    | 1330         |
|   | 35    | 1559         |
|   | 36    | 743          |
|   | 37    | 1940         |
|   | 39    | 2029         |
|   | 40    | 1343         |
|   | 42    | 1006         |
|   | 43    | 2049         |
|   | 44    | 462          |
|   | 46    | 1905         |
|   | 48    | 736          |
|   | 49    | 1201         |
|   | 51    | 1324         |
|   | 52    | 4290         |
|   | 54    | 1243         |
|   | 56    | 2681         |
|   | 58    | 2017         |
|   | 66    | 542          |
|   | 70    | 333          |
|   | 71    | 867          |

|                                      | Clinique | Admission à partir du 01.07.2012,<br>Sortie 01.01.2023 – 31.12.2023 («<br>complété ») |
|--------------------------------------|----------|---|
|                                      | 73       | 990   |
|                                      | 74       | 893   |
|                                      | 82       | 1534  |
|                                      | 83       | 510   |
|                                      | 88       | 122   |
|                                      | 99       | 283   |
|                                      | 122      | 894   |
| Cliniques de psychiatrie spécialisée | Total    | 13151   |
|                                      | 01       | 744   |
|                                      | 02       | 750   |
|                                      | 05       | 311   |
|                                      | 10       | 69  |
|                                      | 14       | 115   |
|                                      | 15       | 204   |
|                                      | 19       | 481   |
|                                      | 23       | 513   |
|                                      | 25       | 291   |
|                                      | 27       | 141   |
|                                      | 29       | 393   |
|                                      | 33       | 384   |
|                                      | 38       | 311   |
|                                      | 45       | 223   |
|                                      | 47       | 148   |
|                                      | 50       | 590   |
|                                      | 57       | 654   |
|                                      | 59       | 392   |
|                                      | 60       | 332   |
|                                      | 61       | 569   |
|                                      | 62       | 71  |
|                                      | 63       | 694   |
|                                      | 65       | 206   |
|                                      | 67       | 8   |
|                                      | 69       | 795   |
|                                      | 72       | 128   |
|                                      | 75       | 334   |
|                                      | 76       | 431   |
|                                      | 77       | 166   |
|                                      | 79       | 387   |



|  | Clinique | Admission à partir du 01.07.2012,<br>Sortie 01.01.2023 – 31.12.2023 («<br>complété ») |
|--|----------|---|
|  | 85       | 38  |
|  | 86       | 219   |
|  | 87       | 223   |
|  | 92       | 131   |
|  | 93       | 384   |
|  | 94       | 181   |
|  | 95       | 206   |
|  | 96       | 201   |
|  | 97       | 424   |
|  | 98       | 309   |
| Cliniques spécialisées dans<br>le traitement des maladies<br>de dépendance | Total    | 2711  |
|  | 04       | 90  |
|  | 11       | 605   |
|  | 16       | 356   |
|  | 20       | 179   |
|  | 31       | 85  |
|  | 53       | 233   |
|  | 55       | 715   |
|  | 78       | 164   |
|  | 89       | 70  |
|  | 90       | 41  |
|  | 121      | 173   |
| Cliniques de psychiatrie forensique  | Total    | 735   |
|  | 101      | 75  |
|  | 102      | 289   |
|  | 103      | 15  |
|  | 104      | 63  |
|  | 105      | 48  |
|  | 106      | 109   |
|  | 107      | 115   |
|  | 109      | 21  |
| Cliniques de psychiatrie gériatrique                                       | Total    | 11010   |
|  | 501      | 87  |
|  | 502      | 373   |
|  | 503      | 197   |
|  | 504      | 162   |
|  | 505      | 655   |

| Clinique | Admission à partir du 01.07.2012,<br>Sortie 01.01.2023 – 31.12.2023 («<br>complété ») |
|----------|---|
| 506      | 329   |
| 507      | 156   |
| 508      | 322   |
| 509      | 546   |
| 510      | 277   |
| 511      | 349   |
| 512      | 538   |
| 513      | 441   |
| 514      | 890   |
| 515      | 252   |
| 516      | 640   |
| 517      | 606   |
| 518      | 369   |
| 519      | 282   |
| 520      | 322   |
| 521      | 429   |
| 522      | 477   |
| 523      | 298   |
| 524      | 405   |
| 525      | 434   |
| 526      | 266   |
| 527      | 207   |
| 528      | 282   |
| 529      | 143   |
| 530      | 276   |

Tableau 1: nombre de cas complétés durant la période considérée

## 1.2 Âge

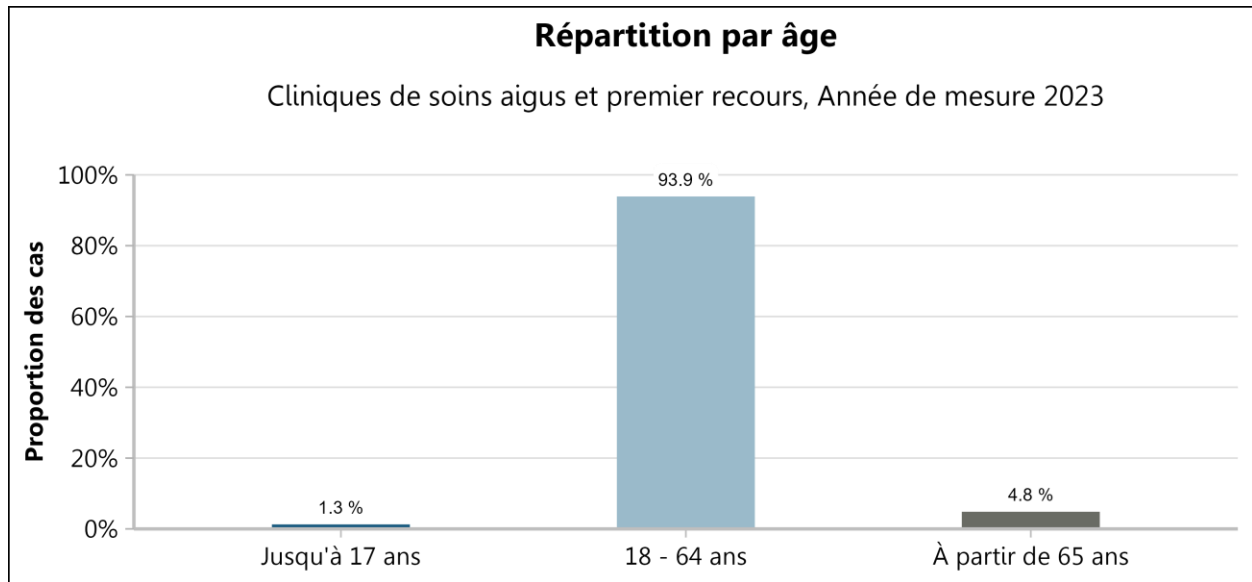


Figure 6: répartition par âge au sein des centres de soins aigus et premier recours

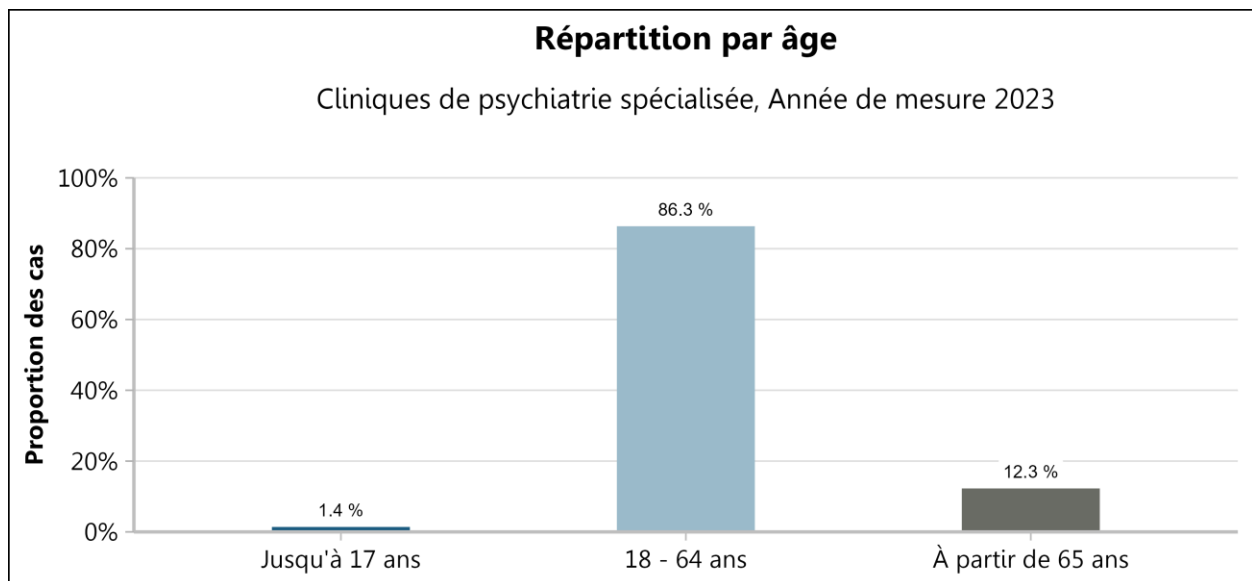


Figure 7: répartition par âge au sein de la psychiatrie spécialisée

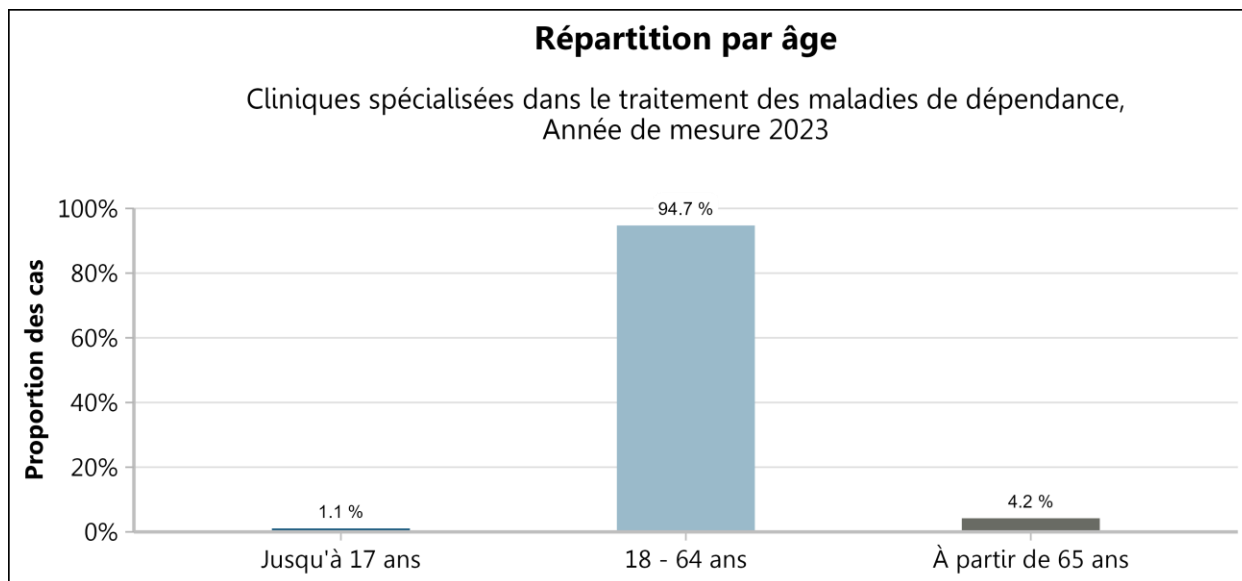


Figure 8: répartition par âge au sein des cliniques spécialisées dans le traitement des maladies de dépendance

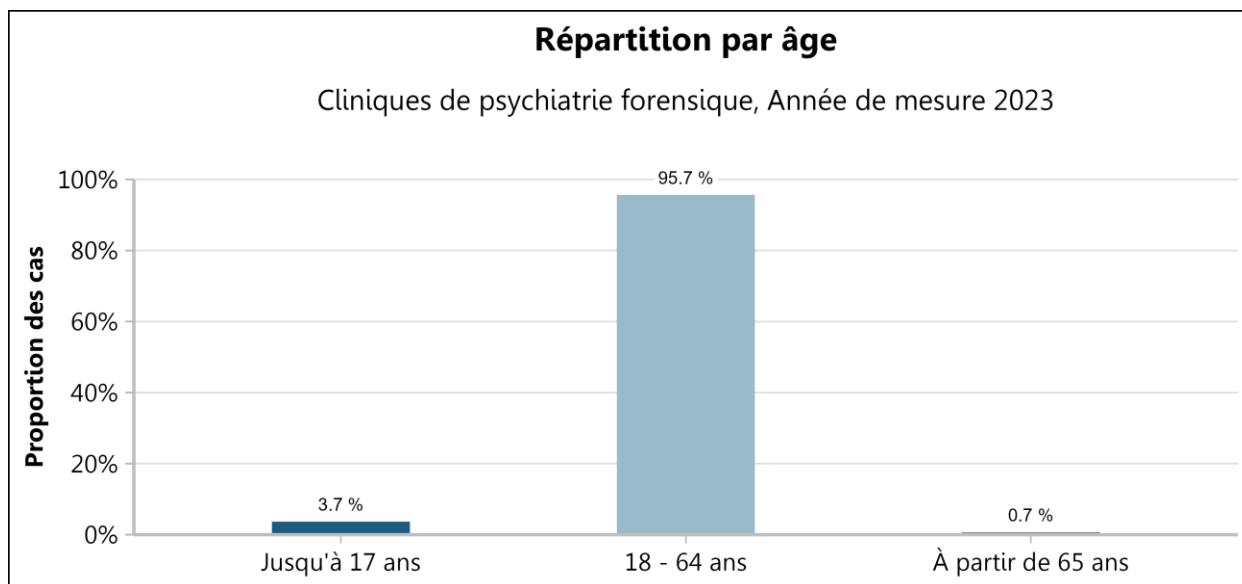


Figure 9: répartition par âge au sein des cliniques de psychiatrie forensique

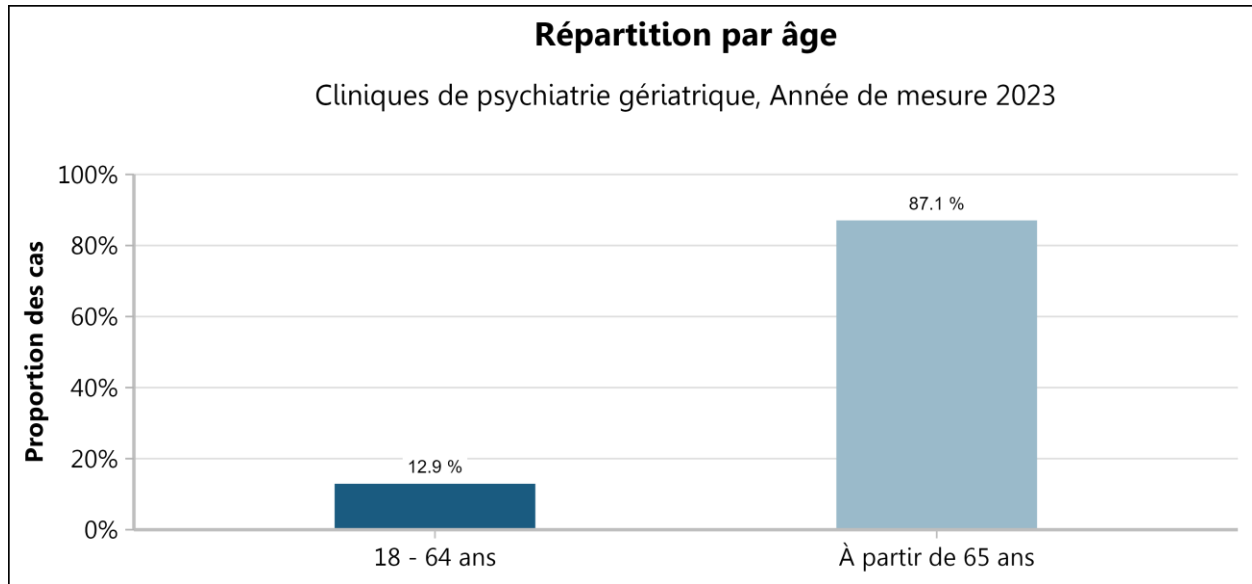


Figure 10: répartition par âge au sein des cliniques de psychiatrie gériatrique

| Clinique                                    |       | Jusqu'à 17 ans |             | 18 - 64 ans  |              | À partir de 65 ans |              | Absence de données |             |
|---|-------|----------------|-------------|--------------|--------------|--------------------|--------------|--------------------|-------------|
| <b>Toutes les cliniques</b>                 |       | <b>997</b>     | <b>1.1%</b> | <b>72394</b> | <b>82.6%</b> | <b>14224</b>       | <b>16.2%</b> | <b>0</b>           | <b>0.0%</b> |
| Cliniques de soins aigus et premier recours | Total | 758            | 1.3%        | 56345        | 93.9%        | 2905               | 4.8%         | 0                  | 0.0%        |
|   | 03    | 1              | 0.0%        | 3628         | 99.7%        | 10                 | 0.3%         | 0                  | 0.0%        |
|   | 06    | 6              | 0.7%        | 729          | 86.7%        | 106                | 12.6%        | 0                  | 0.0%        |
|   | 07    | 6              | 0.8%        | 622          | 80.5%        | 145                | 18.8%        | 0                  | 0.0%        |
|   | 08    | 4              | 0.2%        | 2471         | 96.3%        | 90                 | 3.5%         | 0                  | 0.0%        |
|   | 12    | 0              | 0.0%        | 1166         | 91.5%        | 108                | 8.5%         | 0                  | 0.0%        |
|   | 13    | 1              | 0.0%        | 2374         | 97.5%        | 61                 | 2.5%         | 0                  | 0.0%        |
|   | 17    | 2              | 0.2%        | 1194         | 93.6%        | 80                 | 6.3%         | 0                  | 0.0%        |
|   | 18    | 0              | 0.0%        | 273          | 88.3%        | 36                 | 11.7%        | 0                  | 0.0%        |
|   | 21    | 1              | 0.1%        | 1504         | 94.9%        | 79                 | 5.0%         | 0                  | 0.0%        |
|   | 22    | 8              | 0.3%        | 2733         | 94.0%        | 165                | 5.7%         | 0                  | 0.0%        |
|   | 24    | 10             | 0.7%        | 1458         | 99.2%        | 2                  | 0.1%         | 0                  | 0.0%        |
|   | 26    | 6              | 0.3%        | 2149         | 96.7%        | 67                 | 3.0%         | 0                  | 0.0%        |
|   | 28    | 10             | 1.0%        | 1024         | 98.4%        | 7                  | 0.7%         | 0                  | 0.0%        |
|   | 30    | 13             | 0.8%        | 1583         | 95.9%        | 55                 | 3.3%         | 0                  | 0.0%        |
|   | 32    | 26             | 2.2%        | 1148         | 96.1%        | 21                 | 1.8%         | 0                  | 0.0%        |
| 34  | 1     | 0.1%           | 1284        | 96.5%        | 45           | 3.4%               | 0            | 0.0%               |             |
| 35  | 4     | 0.3%           | 1526        | 97.9%        | 29           | 1.9%               | 0            | 0.0%               |             |

| Clinique                             | Jusqu'à 17 ans |       | 18 - 64 ans |       | À partir de 65 ans |       | Absence de données |      |      |
|--------------------------------------|----------------|-------|-------------|-------|--------------------|-------|--------------------|------|------|
| 36                                   | 3              | 0.4%  | 597         | 80.3% | 143                | 19.2% | 0                  | 0.0% |      |
| 37                                   | 4              | 0.2%  | 1798        | 92.7% | 138                | 7.1%  | 0                  | 0.0% |      |
| 39                                   | 38             | 1.9%  | 1970        | 97.1% | 21                 | 1.0%  | 0                  | 0.0% |      |
| 40                                   | 1              | 0.1%  | 1342        | 99.9% | 0                  | 0.0%  | 0                  | 0.0% |      |
| 42                                   | 67             | 6.7%  | 778         | 77.3% | 161                | 16.0% | 0                  | 0.0% |      |
| 43                                   | 93             | 4.5%  | 1640        | 80.0% | 316                | 15.4% | 0                  | 0.0% |      |
| 44                                   | 0              | 0.0%  | 337         | 72.9% | 125                | 27.1% | 0                  | 0.0% |      |
| 46                                   | 226            | 11.9% | 1656        | 86.9% | 23                 | 1.2%  | 0                  | 0.0% |      |
| 48                                   | 4              | 0.5%  | 714         | 97.0% | 18                 | 2.4%  | 0                  | 0.0% |      |
| 49                                   | 69             | 5.7%  | 1130        | 94.1% | 2                  | 0.2%  | 0                  | 0.0% |      |
| 51                                   | 18             | 1.4%  | 1215        | 91.8% | 91                 | 6.9%  | 0                  | 0.0% |      |
| 52                                   | 48             | 1.1%  | 4176        | 97.3% | 66                 | 1.5%  | 0                  | 0.0% |      |
| 54                                   | 16             | 1.3%  | 1211        | 97.4% | 16                 | 1.3%  | 0                  | 0.0% |      |
| 56                                   | 0              | 0.0%  | 2550        | 95.1% | 131                | 4.9%  | 0                  | 0.0% |      |
| 58                                   | 18             | 0.9%  | 1808        | 89.6% | 191                | 9.5%  | 0                  | 0.0% |      |
| 66                                   | 29             | 5.4%  | 395         | 72.9% | 118                | 21.8% | 0                  | 0.0% |      |
| 70                                   | 0              | 0.0%  | 280         | 84.1% | 53                 | 15.9% | 0                  | 0.0% |      |
| 71                                   | 1              | 0.1%  | 856         | 98.7% | 10                 | 1.2%  | 0                  | 0.0% |      |
| 73                                   | 0              | 0.0%  | 986         | 99.6% | 4                  | 0.4%  | 0                  | 0.0% |      |
| 74                                   | 3              | 0.3%  | 841         | 94.2% | 49                 | 5.5%  | 0                  | 0.0% |      |
| 82                                   | 12             | 0.8%  | 1493        | 97.3% | 29                 | 1.9%  | 0                  | 0.0% |      |
| 83                                   | 0              | 0.0%  | 495         | 97.1% | 15                 | 2.9%  | 0                  | 0.0% |      |
| 88                                   | 0              | 0.0%  | 122         | 100%  | 0                  | 0.0%  | 0                  | 0.0% |      |
| 99                                   | 0              | 0.0%  | 252         | 89.0% | 31                 | 11.0% | 0                  | 0.0% |      |
| 122                                  | 9              | 1.0%  | 837         | 93.6% | 48                 | 5.4%  | 0                  | 0.0% |      |
| Cliniques de psychiatrie spécialisée | Total          | 183   | 1.4%        | 11354 | 86.3%              | 1614  | 12.3%              | 0    | 0.0% |
|                                      | 01             | 3     | 0.4%        | 617   | 82.9%              | 124   | 16.7%              | 0    | 0.0% |
|                                      | 02             | 44    | 5.9%        | 612   | 81.6%              | 94    | 12.5%              | 0    | 0.0% |
|                                      | 05             | 0     | 0.0%        | 301   | 96.8%              | 10    | 3.2%               | 0    | 0.0% |
|                                      | 10             | 8     | 11.6%       | 61    | 88.4%              | 0     | 0.0%               | 0    | 0.0% |
|                                      | 14             | 8     | 7.0%        | 105   | 91.3%              | 2     | 1.7%               | 0    | 0.0% |
|                                      | 15             | 1     | 0.5%        | 193   | 94.6%              | 10    | 4.9%               | 0    | 0.0% |
|                                      | 19             | 10    | 2.1%        | 417   | 86.7%              | 54    | 11.2%              | 0    | 0.0% |
|                                      | 23             | 0     | 0.0%        | 428   | 83.4%              | 85    | 16.6%              | 0    | 0.0% |
|                                      | 25             | 36    | 12.4%       | 252   | 86.6%              | 3     | 1.0%               | 0    | 0.0% |
|                                      | 27             | 0     | 0.0%        | 111   | 78.7%              | 30    | 21.3%              | 0    | 0.0% |
|                                      | 29             | 0     | 0.0%        | 384   | 97.7%              | 9     | 2.3%               | 0    | 0.0% |
|                                      | 33             | 6     | 1.6%        | 323   | 84.1%              | 55    | 14.3%              | 0    | 0.0% |
|                                      | 38             | 11    | 3.5%        | 271   | 87.1%              | 29    | 9.3%               | 0    | 0.0% |

| Clinique   | Jusqu'à 17 ans |       | 18 - 64 ans |       | À partir de 65 ans |       | Absence de données |      |      |
|--|----------------|-------|-------------|-------|--------------------|-------|--------------------|------|------|
| 45   | 0              | 0.0%  | 175         | 78.5% | 48                 | 21.5% | 0                  | 0.0% |      |
| 47   | 36             | 24.3% | 111         | 75.0% | 1                  | 0.7%  | 0                  | 0.0% |      |
| 50   | 6              | 1.0%  | 539         | 91.4% | 45                 | 7.6%  | 0                  | 0.0% |      |
| 57   | 1              | 0.2%  | 638         | 97.6% | 15                 | 2.3%  | 0                  | 0.0% |      |
| 59   | 0              | 0.0%  | 366         | 93.4% | 26                 | 6.6%  | 0                  | 0.0% |      |
| 60   | 0              | 0.0%  | 247         | 74.4% | 85                 | 25.6% | 0                  | 0.0% |      |
| 61   | 0              | 0.0%  | 517         | 90.9% | 52                 | 9.1%  | 0                  | 0.0% |      |
| 62   | 2              | 2.8%  | 69          | 97.2% | 0                  | 0.0%  | 0                  | 0.0% |      |
| 63   | 0              | 0.0%  | 602         | 86.7% | 92                 | 13.3% | 0                  | 0.0% |      |
| 65   | 0              | 0.0%  | 150         | 72.8% | 56                 | 27.2% | 0                  | 0.0% |      |
| 67   | 0              | 0.0%  | 7           | 87.5% | 1                  | 12.5% | 0                  | 0.0% |      |
| 69   | 0              | 0.0%  | 689         | 86.7% | 106                | 13.3% | 0                  | 0.0% |      |
| 72   | 0              | 0.0%  | 3           | 2.3%  | 125                | 97.7% | 0                  | 0.0% |      |
| 75   | 1              | 0.3%  | 326         | 97.6% | 7                  | 2.1%  | 0                  | 0.0% |      |
| 76   | 1              | 0.2%  | 397         | 92.1% | 33                 | 7.7%  | 0                  | 0.0% |      |
| 77   | 0              | 0.0%  | 157         | 94.6% | 9                  | 5.4%  | 0                  | 0.0% |      |
| 79   | 1              | 0.3%  | 342         | 88.4% | 44                 | 11.4% | 0                  | 0.0% |      |
| 85   | 0              | 0.0%  | 36          | 94.7% | 2                  | 5.3%  | 0                  | 0.0% |      |
| 86   | 0              | 0.0%  | 219         | 100%  | 0                  | 0.0%  | 0                  | 0.0% |      |
| 87   | 1              | 0.4%  | 214         | 96.0% | 8                  | 3.6%  | 0                  | 0.0% |      |
| 92   | 0              | 0.0%  | 11          | 8.4%  | 120                | 91.6% | 0                  | 0.0% |      |
| 93   | 0              | 0.0%  | 331         | 86.2% | 53                 | 13.8% | 0                  | 0.0% |      |
| 94   | 0              | 0.0%  | 137         | 75.7% | 44                 | 24.3% | 0                  | 0.0% |      |
| 95   | 1              | 0.5%  | 175         | 85.0% | 30                 | 14.6% | 0                  | 0.0% |      |
| 96   | 0              | 0.0%  | 161         | 80.1% | 40                 | 19.9% | 0                  | 0.0% |      |
| 97   | 0              | 0.0%  | 374         | 88.2% | 50                 | 11.8% | 0                  | 0.0% |      |
| 98   | 6              | 1.9%  | 286         | 92.6% | 17                 | 5.5%  | 0                  | 0.0% |      |
| Cliniques spécialisées dans le traitement des maladies de dépendance | Total          | 29    | 1.1%        | 2568  | 94.7%              | 114   | 4.2%               | 0    | 0.0% |
| 04   | 13             | 14.4% | 76          | 84.4% | 1                  | 1.1%  | 0                  | 0.0% |      |
| 11   | 0              | 0.0%  | 578         | 95.5% | 27                 | 4.5%  | 0                  | 0.0% |      |
| 16   | 6              | 1.7%  | 342         | 96.1% | 8                  | 2.2%  | 0                  | 0.0% |      |
| 20   | 0              | 0.0%  | 178         | 99.4% | 1                  | 0.6%  | 0                  | 0.0% |      |
| 31   | 0              | 0.0%  | 72          | 84.7% | 13                 | 15.3% | 0                  | 0.0% |      |
| 53   | 2              | 0.9%  | 230         | 98.7% | 1                  | 0.4%  | 0                  | 0.0% |      |
| 55   | 0              | 0.0%  | 672         | 94.0% | 43                 | 6.0%  | 0                  | 0.0% |      |
| 78   | 0              | 0.0%  | 159         | 97.0% | 5                  | 3.0%  | 0                  | 0.0% |      |

|                         | Clinique | Jusqu'à 17 ans |       | 18 - 64 ans |       | À partir de 65 ans |       | Absence de données |      |
|-------------------------|----------|----------------|-------|-------------|-------|--------------------|-------|--------------------|------|
|                         | 89       | 5              | 7.1%  | 65          | 92.9% | 0                  | 0.0%  | 0                  | 0.0% |
|                         | 90       | 3              | 7.3%  | 38          | 92.7% | 0                  | 0.0%  | 0                  | 0.0% |
|                         | 121      | 0              | 0.0%  | 158         | 91.3% | 15                 | 8.7%  | 0                  | 0.0% |
| Psychiatrie forensique  | Total    | 27             | 3.7%  | 703         | 95.6% | 5                  | 0.7%  | 0                  | 0.0% |
|                         | 101      | 0              | 0.0%  | 75          | 100%  | 0                  | 0.0%  | 0                  | 0.0% |
|                         | 102      | 0              | 0.0%  | 288         | 99.7% | 1                  | 0.3%  | 0                  | 0.0% |
|                         | 103      | 0              | 0.0%  | 14          | 93.3% | 1                  | 6.7%  | 0                  | 0.0% |
|                         | 104      | 23             | 36.5% | 40          | 63.5% | 0                  | 0.0%  | 0                  | 0.0% |
|                         | 105      | 1              | 2.1%  | 46          | 95.8% | 1                  | 2.1%  | 0                  | 0.0% |
|                         | 106      | 3              | 2.8%  | 105         | 96.3% | 1                  | 0.9%  | 0                  | 0.0% |
|                         | 107      | 0              | 0.0%  | 114         | 99.1% | 1                  | 0.9%  | 0                  | 0.0% |
|                         | 109      | 0              | 0.0%  | 21          | 100%  | 0                  | 0.0%  | 0                  | 0.0% |
| Psychiatrie gériatrique | Total    | 0              | 0.0%  | 1424        | 12.9% | 9586               | 87.1% | 0                  | 0.0% |
|                         | 501      | 0              | 0.0%  | 7           | 8.0%  | 80                 | 92.0% | 0                  | 0.0% |
|                         | 502      | 0              | 0.0%  | 3           | 0.8%  | 370                | 99.2% | 0                  | 0.0% |
|                         | 503      | 0              | 0.0%  | 5           | 2.5%  | 192                | 97.5% | 0                  | 0.0% |
|                         | 504      | 0              | 0.0%  | 2           | 1.2%  | 160                | 98.8% | 0                  | 0.0% |
|                         | 505      | 0              | 0.0%  | 234         | 35.7% | 421                | 64.3% | 0                  | 0.0% |
|                         | 506      | 0              | 0.0%  | 25          | 7.6%  | 304                | 92.4% | 0                  | 0.0% |
|                         | 507      | 0              | 0.0%  | 11          | 7.1%  | 145                | 92.9% | 0                  | 0.0% |
|                         | 508      | 0              | 0.0%  | 12          | 3.7%  | 310                | 96.3% | 0                  | 0.0% |
|                         | 509      | 0              | 0.0%  | 29          | 5.3%  | 517                | 94.7% | 0                  | 0.0% |
|                         | 510      | 0              | 0.0%  | 16          | 5.8%  | 261                | 94.2% | 0                  | 0.0% |
|                         | 511      | 0              | 0.0%  | 21          | 6.0%  | 328                | 94.0% | 0                  | 0.0% |
|                         | 512      | 0              | 0.0%  | 188         | 34.9% | 350                | 65.1% | 0                  | 0.0% |
|                         | 513      | 0              | 0.0%  | 95          | 21.5% | 346                | 78.5% | 0                  | 0.0% |
|                         | 514      | 0              | 0.0%  | 19          | 2.1%  | 871                | 97.9% | 0                  | 0.0% |
|                         | 515      | 0              | 0.0%  | 38          | 15.1% | 214                | 84.9% | 0                  | 0.0% |
|                         | 516      | 0              | 0.0%  | 18          | 2.8%  | 622                | 97.2% | 0                  | 0.0% |
|                         | 517      | 0              | 0.0%  | 60          | 9.9%  | 546                | 90.1% | 0                  | 0.0% |
|                         | 518      | 0              | 0.0%  | 23          | 6.2%  | 346                | 93.8% | 0                  | 0.0% |
|                         | 519      | 0              | 0.0%  | 32          | 11.3% | 250                | 88.7% | 0                  | 0.0% |
|                         | 520      | 0              | 0.0%  | 39          | 12.1% | 283                | 87.9% | 0                  | 0.0% |
|                         | 521      | 0              | 0.0%  | 103         | 24.0% | 326                | 76.0% | 0                  | 0.0% |
|                         | 522      | 0              | 0.0%  | 200         | 41.9% | 277                | 58.1% | 0                  | 0.0% |
|                         | 523      | 0              | 0.0%  | 42          | 14.1% | 256                | 85.9% | 0                  | 0.0% |
|                         | 524      | 0              | 0.0%  | 10          | 2.5%  | 395                | 97.5% | 0                  | 0.0% |
|                         | 525      | 0              | 0.0%  | 9           | 2.1%  | 425                | 97.9% | 0                  | 0.0% |
|                         | 526      | 0              | 0.0%  | 58          | 21.8% | 208                | 78.2% | 0                  | 0.0% |



| Clinique | Jusqu'à 17 ans |      | 18 - 64 ans |       | À partir de 65 ans |       | Absence de données |      |
|----------|----------------|------|-------------|-------|--------------------|-------|--------------------|------|
| 527      | 0              | 0.0% | 18          | 8.7%  | 189                | 91.3% | 0                  | 0.0% |
| 528      | 0              | 0.0% | 71          | 25.2% | 211                | 74.8% | 0                  | 0.0% |
| 529      | 0              | 0.0% | 23          | 16.1% | 120                | 83.9% | 0                  | 0.0% |
| 530      | 0              | 0.0% | 13          | 4.7%  | 263                | 95.3% | 0                  | 0.0% |

Tableau 2: répartition par âge au sein des cliniques

### 1.3 Sexe

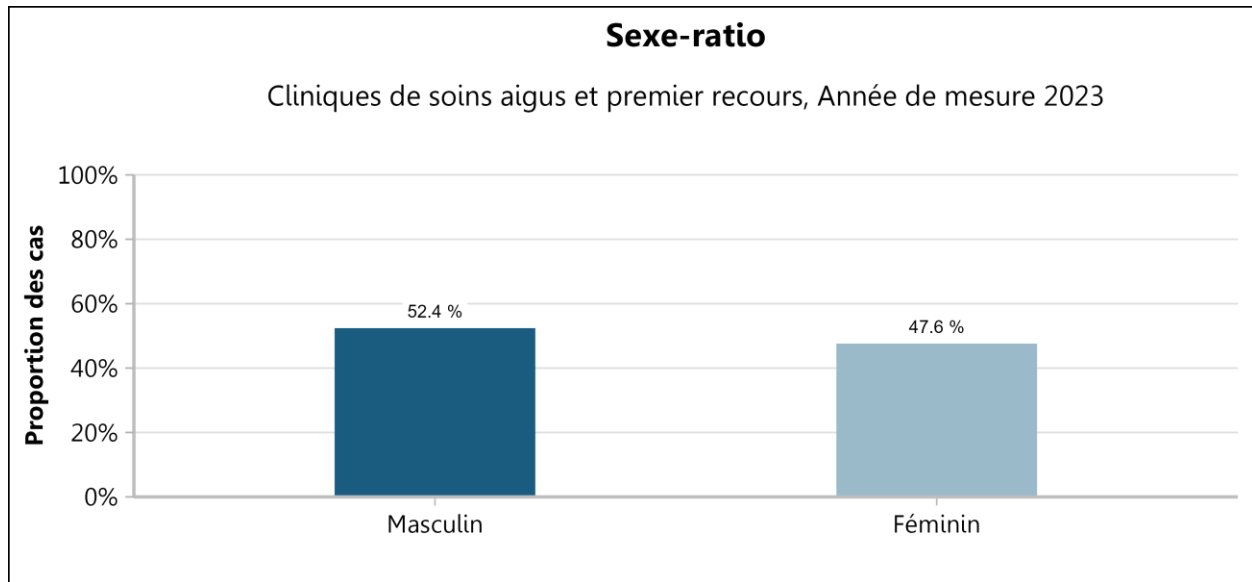


Figure 11: répartition par sexe au sein des centres de soins aigus et premier recours




Figure 12: répartition par sexe au sein de la psychiatrie spécialisée

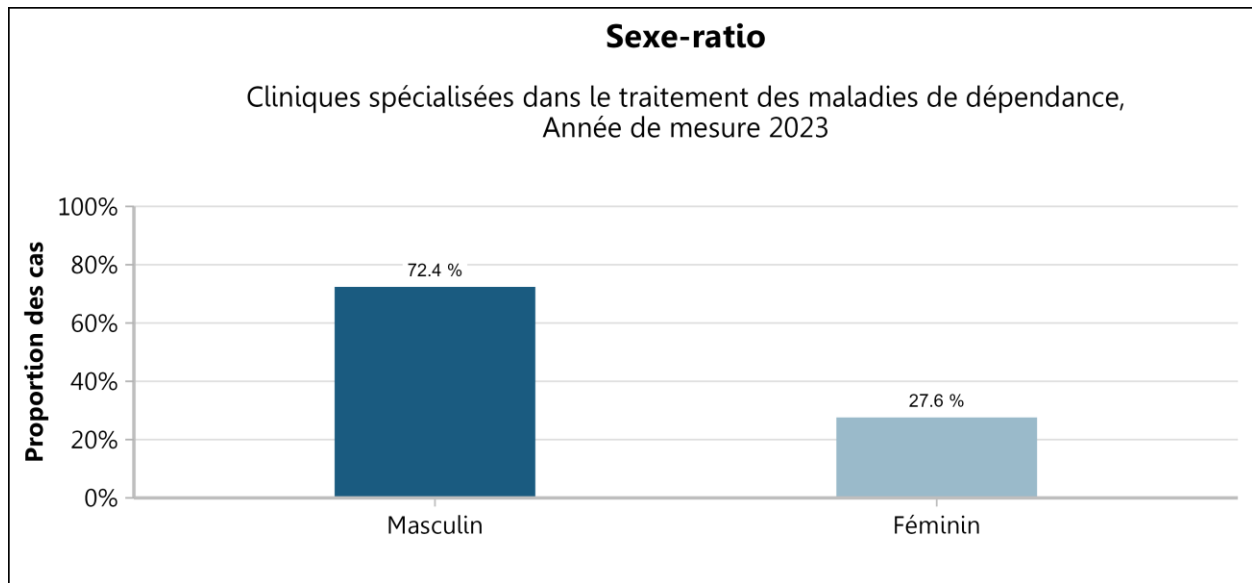


Figure 13: répartition par sexe au sein des cliniques spécialisées dans le traitement des maladies de dépendance

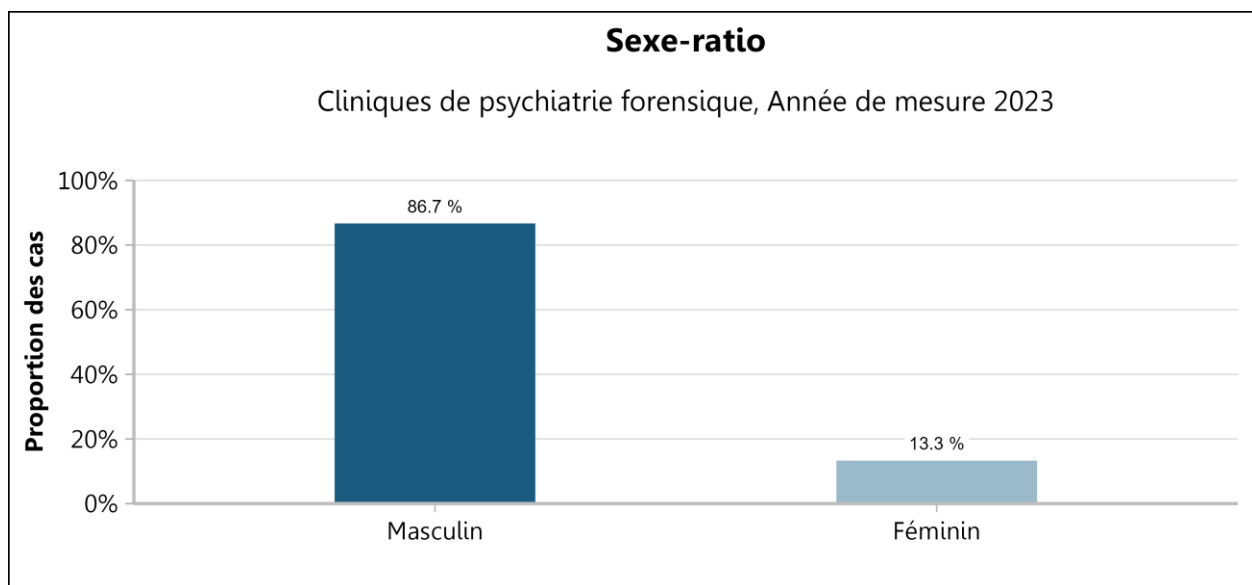


Figure 14: répartition par sexe au sein des cliniques de psychiatrie forensique

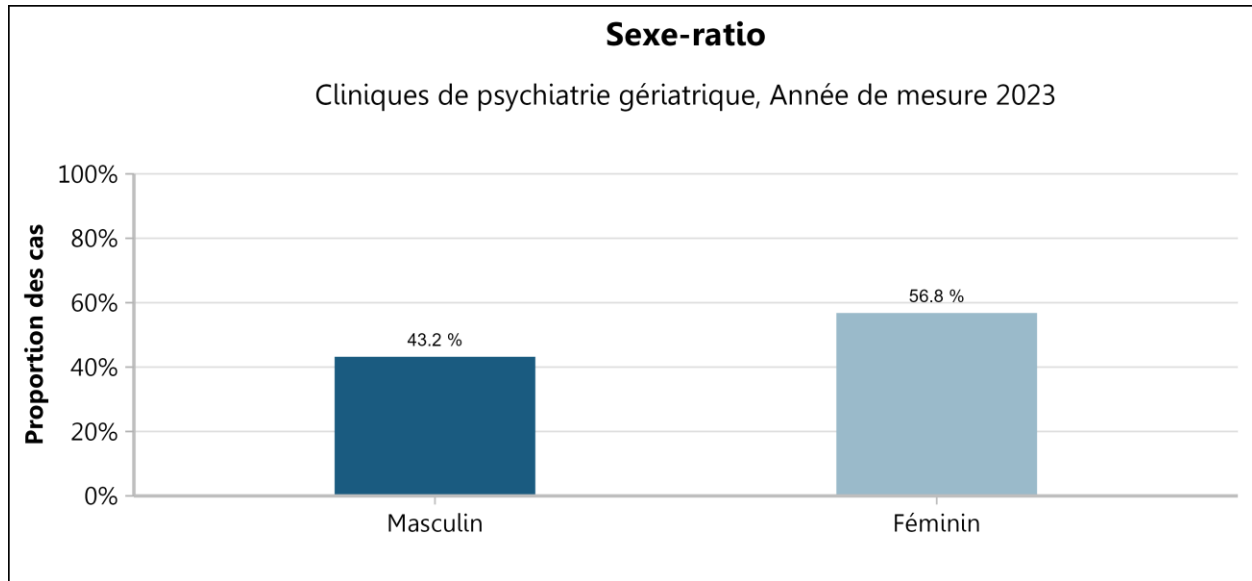


Figure 15: répartition par sexe au sein des cliniques de psychiatrie gériatrique

| Clinique                                    |       | Masculin     |              | Féminin      |              | Absence de données |             |
|---|-------|--------------|--------------|--------------|--------------|--------------------|-------------|
| <b>Toutes les cliniques</b>                 |       | <b>43622</b> | <b>49.8%</b> | <b>43992</b> | <b>50.2%</b> | <b>1</b>           | <b>0.0%</b> |
| Cliniques de soins aigus et premier recours | Total | 31444        | 52.4%        | 28563        | 47.6%        | 1                  | 0.0%        |
|   | 03    | 2076         | 57.0%        | 1563         | 43.0%        | 0                  | 0.0%        |
|   | 06    | 459          | 54.6%        | 382          | 45.4%        | 0                  | 0.0%        |
|   | 07    | 404          | 52.3%        | 369          | 47.7%        | 0                  | 0.0%        |
|   | 08    | 1451         | 56.6%        | 1114         | 43.4%        | 0                  | 0.0%        |
|   | 12    | 485          | 38.1%        | 789          | 61.9%        | 0                  | 0.0%        |
|   | 13    | 1371         | 56.3%        | 1065         | 43.7%        | 0                  | 0.0%        |
|   | 17    | 657          | 51.5%        | 619          | 48.5%        | 0                  | 0.0%        |
|   | 18    | 120          | 38.8%        | 189          | 61.2%        | 0                  | 0.0%        |
|   | 21    | 888          | 56.1%        | 696          | 43.9%        | 0                  | 0.0%        |
|   | 22    | 1531         | 52.7%        | 1375         | 47.3%        | 0                  | 0.0%        |
|   | 24    | 744          | 50.6%        | 726          | 49.4%        | 0                  | 0.0%        |
|   | 26    | 1072         | 48.2%        | 1150         | 51.8%        | 0                  | 0.0%        |
|   | 28    | 544          | 52.3%        | 497          | 47.7%        | 0                  | 0.0%        |
|   | 30    | 942          | 57.1%        | 709          | 42.9%        | 0                  | 0.0%        |
|   | 32    | 598          | 50.0%        | 597          | 50.0%        | 0                  | 0.0%        |
|   | 34    | 782          | 58.8%        | 548          | 41.2%        | 0                  | 0.0%        |
| 35  | 925   | 59.3%        | 634          | 40.7%        | 0            | 0.0%               |             |



|  |       |       |       |       |       |      |      |
|--|-------|-------|-------|-------|-------|------|------|
| 36   | 355   | 47.8% | 388   | 52.2% | 0     | 0.0% |      |
| 37   | 1007  | 51.9% | 933   | 48.1% | 0     | 0.0% |      |
| 39   | 1104  | 54.4% | 925   | 45.6% | 0     | 0.0% |      |
| 40   | 614   | 45.7% | 728   | 54.2% | 1     | 0.1% |      |
| 42   | 430   | 42.7% | 576   | 57.3% | 0     | 0.0% |      |
| 43   | 1186  | 57.9% | 863   | 42.1% | 0     | 0.0% |      |
| 44   | 220   | 47.6% | 242   | 52.4% | 0     | 0.0% |      |
| 46   | 969   | 50.9% | 936   | 49.1% | 0     | 0.0% |      |
| 48   | 381   | 51.8% | 355   | 48.2% | 0     | 0.0% |      |
| 49   | 526   | 43.8% | 675   | 56.2% | 0     | 0.0% |      |
| 51   | 752   | 56.8% | 572   | 43.2% | 0     | 0.0% |      |
| 52   | 2383  | 55.5% | 1907  | 44.5% | 0     | 0.0% |      |
| 54   | 678   | 54.5% | 565   | 45.5% | 0     | 0.0% |      |
| 56   | 1327  | 49.5% | 1354  | 50.5% | 0     | 0.0% |      |
| 58   | 1002  | 49.7% | 1015  | 50.3% | 0     | 0.0% |      |
| 66   | 273   | 50.4% | 269   | 49.6% | 0     | 0.0% |      |
| 70   | 124   | 37.2% | 209   | 62.8% | 0     | 0.0% |      |
| 71   | 465   | 53.6% | 402   | 46.4% | 0     | 0.0% |      |
| 73   | 478   | 48.3% | 512   | 51.7% | 0     | 0.0% |      |
| 74   | 462   | 51.7% | 431   | 48.3% | 0     | 0.0% |      |
| 82   | 872   | 56.8% | 662   | 43.2% | 0     | 0.0% |      |
| 83   | 229   | 44.9% | 281   | 55.1% | 0     | 0.0% |      |
| 88   | 61    | 50.0% | 61    | 50.0% | 0     | 0.0% |      |
| 99   | 108   | 38.2% | 175   | 61.8% | 0     | 0.0% |      |
| 122  | 389   | 43.5% | 505   | 56.5% | 0     | 0.0% |      |
| <hr/>                                      |       |       |       |       |       |      |      |
| Cliniques de<br>psychiatrie<br>spécialisée | Total | 4824  | 36.7% | 8327  | 63.3% | 0    | 0.0% |
|  | 01    | 243   | 32.7% | 501   | 67.3% | 0    | 0.0% |
|  | 02    | 248   | 33.1% | 502   | 66.9% | 0    | 0.0% |
|  | 05    | 203   | 65.3% | 108   | 34.7% | 0    | 0.0% |
|  | 10    | 47    | 68.1% | 22    | 31.9% | 0    | 0.0% |
|  | 14    | 0     | 0.0%  | 115   | 100%  | 0    | 0.0% |
|  | 15    | 102   | 50.0% | 102   | 50.0% | 0    | 0.0% |
|  | 19    | 182   | 37.8% | 299   | 62.2% | 0    | 0.0% |
|  | 23    | 165   | 32.2% | 348   | 67.8% | 0    | 0.0% |
|  | 25    | 133   | 45.7% | 158   | 54.3% | 0    | 0.0% |
|  | 27    | 74    | 52.5% | 67    | 47.5% | 0    | 0.0% |
|  | 29    | 176   | 44.8% | 217   | 55.2% | 0    | 0.0% |
|  | 33    | 192   | 50.0% | 192   | 50.0% | 0    | 0.0% |
|  | 38    | 64    | 20.6% | 247   | 79.4% | 0    | 0.0% |



|  |       |       |       |       |       |      |      |
|--|-------|-------|-------|-------|-------|------|------|
| 45   | 95    | 42.6% | 128   | 57.4% | 0     | 0.0% |      |
| 47   | 12    | 8.1%  | 136   | 91.9% | 0     | 0.0% |      |
| 50   | 0     | 0.0%  | 590   | 100%  | 0     | 0.0% |      |
| 57   | 260   | 39.8% | 394   | 60.2% | 0     | 0.0% |      |
| 59   | 126   | 32.1% | 266   | 67.9% | 0     | 0.0% |      |
| 60   | 66    | 19.9% | 266   | 80.1% | 0     | 0.0% |      |
| 61   | 195   | 34.3% | 374   | 65.7% | 0     | 0.0% |      |
| 62   | 8     | 11.3% | 63    | 88.7% | 0     | 0.0% |      |
| 63   | 267   | 38.5% | 427   | 61.5% | 0     | 0.0% |      |
| 65   | 84    | 40.8% | 122   | 59.2% | 0     | 0.0% |      |
| 67   | 3     | 37.5% | 5     | 62.5% | 0     | 0.0% |      |
| 69   | 318   | 40.0% | 477   | 60.0% | 0     | 0.0% |      |
| 72   | 57    | 44.5% | 71    | 55.5% | 0     | 0.0% |      |
| 75   | 135   | 40.4% | 199   | 59.6% | 0     | 0.0% |      |
| 76   | 241   | 55.9% | 190   | 44.1% | 0     | 0.0% |      |
| 77   | 85    | 51.2% | 81    | 48.8% | 0     | 0.0% |      |
| 79   | 140   | 36.2% | 247   | 63.8% | 0     | 0.0% |      |
| 85   | 10    | 26.3% | 28    | 73.7% | 0     | 0.0% |      |
| 86   | 110   | 50.2% | 109   | 49.8% | 0     | 0.0% |      |
| 87   | 95    | 42.6% | 128   | 57.4% | 0     | 0.0% |      |
| 92   | 46    | 35.1% | 85    | 64.9% | 0     | 0.0% |      |
| 93   | 152   | 39.6% | 232   | 60.4% | 0     | 0.0% |      |
| 94   | 72    | 39.8% | 109   | 60.2% | 0     | 0.0% |      |
| 95   | 73    | 35.4% | 133   | 64.6% | 0     | 0.0% |      |
| 96   | 90    | 44.8% | 111   | 55.2% | 0     | 0.0% |      |
| 97   | 149   | 35.1% | 275   | 64.9% | 0     | 0.0% |      |
| 98   | 106   | 34.3% | 203   | 65.7% | 0     | 0.0% |      |
| <hr/>  |       |       |       |       |       |      |      |
| Cliniques<br>spécialisées<br>dans le<br>traitement<br>des maladies<br>de<br>dépendance | Total | 1962  | 72.4% | 749   | 27.6% | 0    | 0.0% |
|  | 04    | 63    | 70.0% | 27    | 30.0% | 0    | 0.0% |
|  | 11    | 431   | 71.2% | 174   | 28.8% | 0    | 0.0% |
|  | 16    | 269   | 75.6% | 87    | 24.4% | 0    | 0.0% |
|  | 20    | 152   | 84.9% | 27    | 15.1% | 0    | 0.0% |
|  | 31    | 56    | 65.9% | 29    | 34.1% | 0    | 0.0% |
|  | 53    | 189   | 81.1% | 44    | 18.9% | 0    | 0.0% |
|  | 55    | 485   | 67.8% | 230   | 32.2% | 0    | 0.0% |
|  | 78    | 112   | 68.3% | 52    | 31.7% | 0    | 0.0% |



|                            |       |      |       |      |       |   |      |
|----------------------------|-------|------|-------|------|-------|---|------|
|                            | 89    | 52   | 74.3% | 18   | 25.7% | 0 | 0.0% |
|                            | 90    | 33   | 80.5% | 8    | 19.5% | 0 | 0.0% |
|                            | 121   | 120  | 69.4% | 53   | 30.6% | 0 | 0.0% |
| Psychiatrie<br>forensique  | Total | 637  | 86.7% | 98   | 13.3% | 0 | 0.0% |
|                            | 101   | 73   | 97.3% | 2    | 2.7%  | 0 | 0.0% |
|                            | 102   | 237  | 82.0% | 52   | 18.0% | 0 | 0.0% |
|                            | 103   | 11   | 73.3% | 4    | 26.7% | 0 | 0.0% |
|                            | 104   | 52   | 82.5% | 11   | 17.5% | 0 | 0.0% |
|                            | 105   | 42   | 87.5% | 6    | 12.5% | 0 | 0.0% |
|                            | 106   | 101  | 92.7% | 8    | 7.3%  | 0 | 0.0% |
|                            | 107   | 104  | 90.4% | 11   | 9.6%  | 0 | 0.0% |
|                            | 109   | 17   | 81.0% | 4    | 19.0% | 0 | 0.0% |
| Psychiatrie<br>gériatrique | Total | 4755 | 43.2% | 6255 | 56.8% | 0 | 0.0% |
|                            | 501   | 32   | 36.8% | 55   | 63.2% | 0 | 0.0% |
|                            | 502   | 164  | 44.0% | 209  | 56.0% | 0 | 0.0% |
|                            | 503   | 89   | 45.2% | 108  | 54.8% | 0 | 0.0% |
|                            | 504   | 60   | 37.0% | 102  | 63.0% | 0 | 0.0% |
|                            | 505   | 268  | 40.9% | 387  | 59.1% | 0 | 0.0% |
|                            | 506   | 138  | 41.9% | 191  | 58.1% | 0 | 0.0% |
|                            | 507   | 67   | 42.9% | 89   | 57.1% | 0 | 0.0% |
|                            | 508   | 120  | 37.3% | 202  | 62.7% | 0 | 0.0% |
|                            | 509   | 194  | 35.5% | 352  | 64.5% | 0 | 0.0% |
|                            | 510   | 114  | 41.2% | 163  | 58.8% | 0 | 0.0% |
|                            | 511   | 147  | 42.1% | 202  | 57.9% | 0 | 0.0% |
|                            | 512   | 257  | 47.8% | 281  | 52.2% | 0 | 0.0% |
|                            | 513   | 167  | 37.9% | 274  | 62.1% | 0 | 0.0% |
|                            | 514   | 375  | 42.1% | 515  | 57.9% | 0 | 0.0% |
|                            | 515   | 114  | 45.2% | 138  | 54.8% | 0 | 0.0% |
|                            | 516   | 253  | 39.5% | 387  | 60.5% | 0 | 0.0% |
|                            | 517   | 283  | 46.7% | 323  | 53.3% | 0 | 0.0% |
|                            | 518   | 190  | 51.5% | 179  | 48.5% | 0 | 0.0% |
|                            | 519   | 127  | 45.0% | 155  | 55.0% | 0 | 0.0% |
|                            | 520   | 164  | 50.9% | 158  | 49.1% | 0 | 0.0% |
|                            | 521   | 205  | 47.8% | 224  | 52.2% | 0 | 0.0% |
|                            | 522   | 223  | 46.8% | 254  | 53.2% | 0 | 0.0% |
|                            | 523   | 129  | 43.3% | 169  | 56.7% | 0 | 0.0% |
|                            | 524   | 176  | 43.5% | 229  | 56.5% | 0 | 0.0% |
|                            | 525   | 184  | 42.4% | 250  | 57.6% | 0 | 0.0% |
|                            | 526   | 124  | 46.6% | 142  | 53.4% | 0 | 0.0% |



|     |     |       |     |       |   |      |
|-----|-----|-------|-----|-------|---|------|
| 527 | 73  | 35.3% | 134 | 64.7% | 0 | 0.0% |
| 528 | 124 | 44.0% | 158 | 56.0% | 0 | 0.0% |
| 529 | 59  | 41.3% | 84  | 58.7% | 0 | 0.0% |
| 530 | 135 | 48.9% | 141 | 51.1% | 0 | 0.0% |

Tableau 3: répartition par sexe au sein des cliniques



## 1.4 Diagnostics principaux

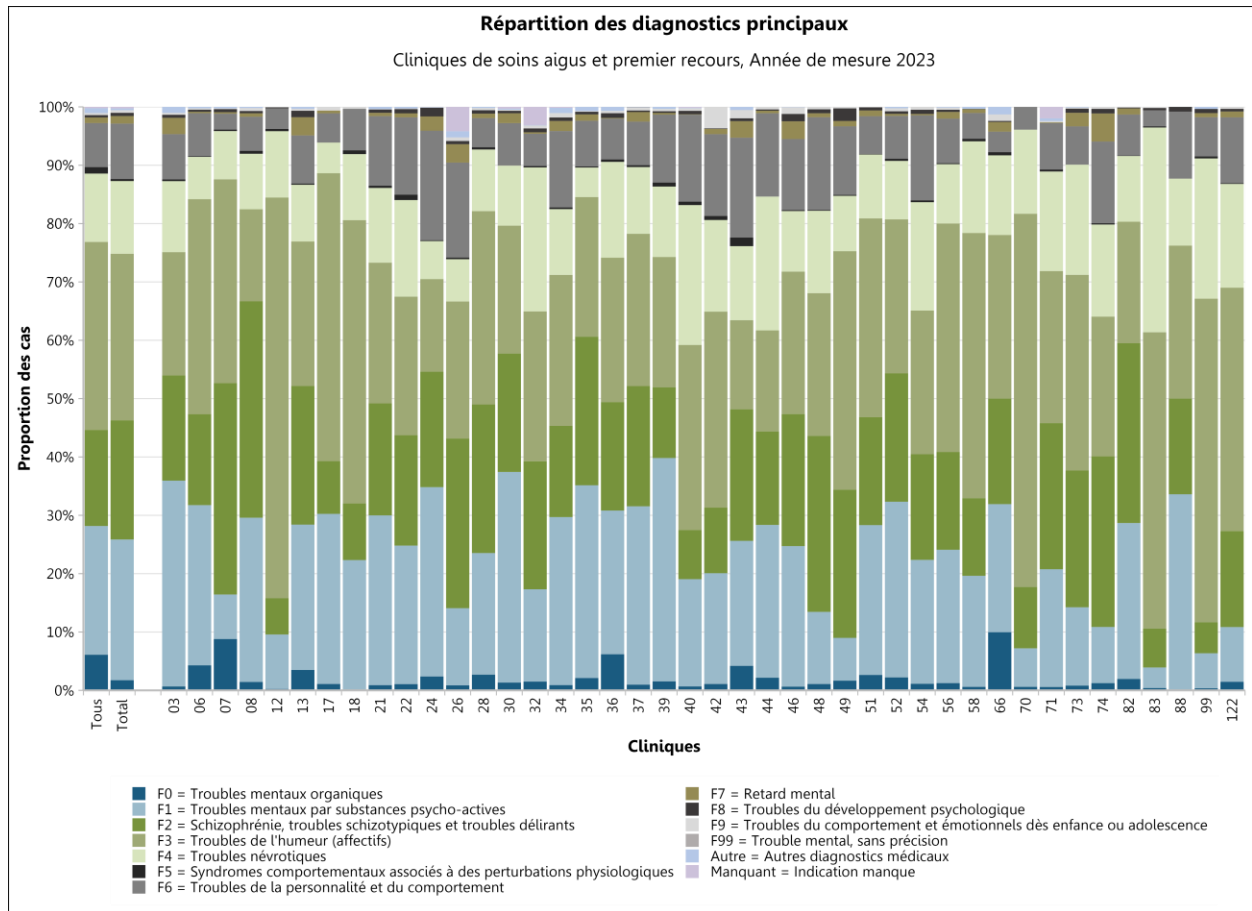


Figure 16: répartition des diagnostics principaux au sein des centres de soins aigus et premier recours

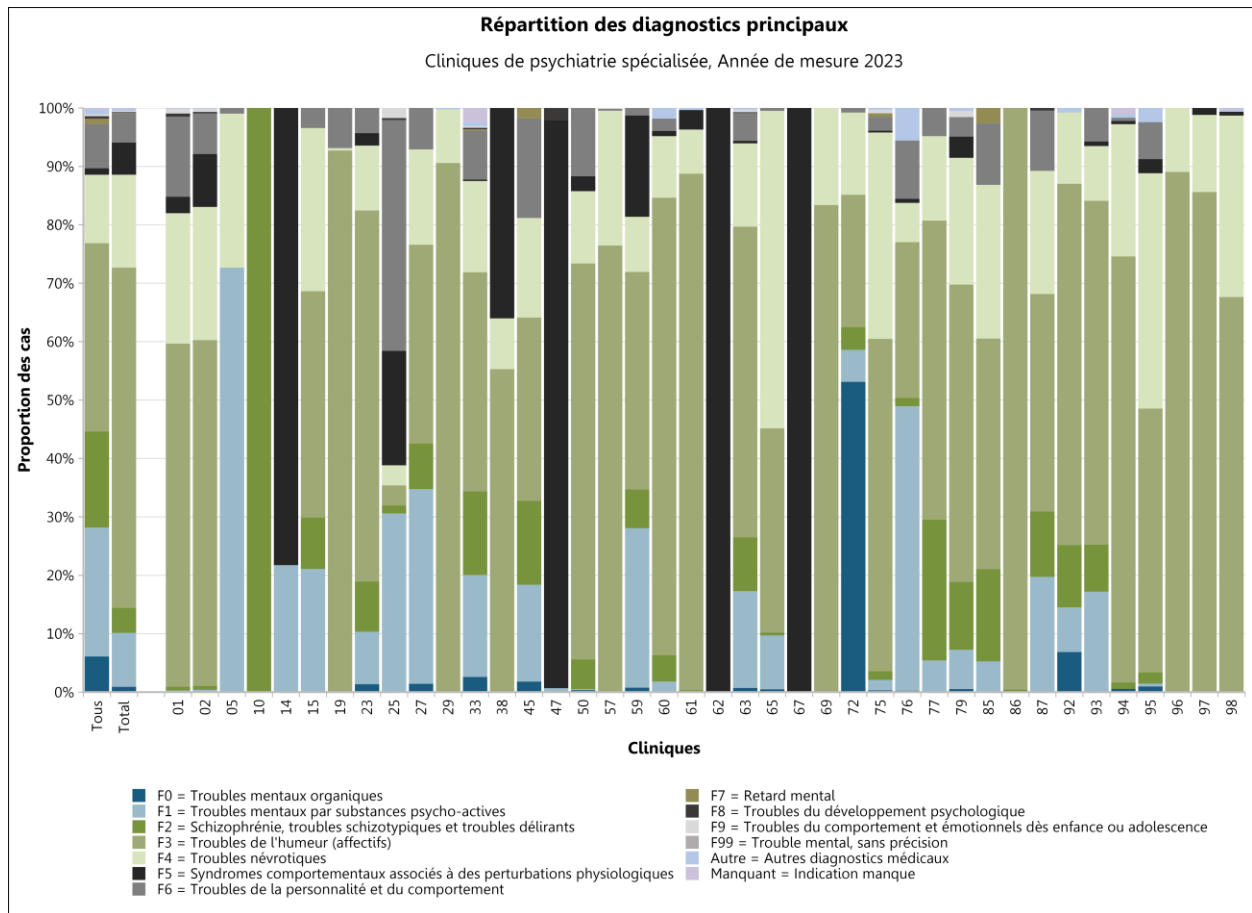


Figure 17: répartition des diagnostics principaux au sein de la psychiatrie spécialisée

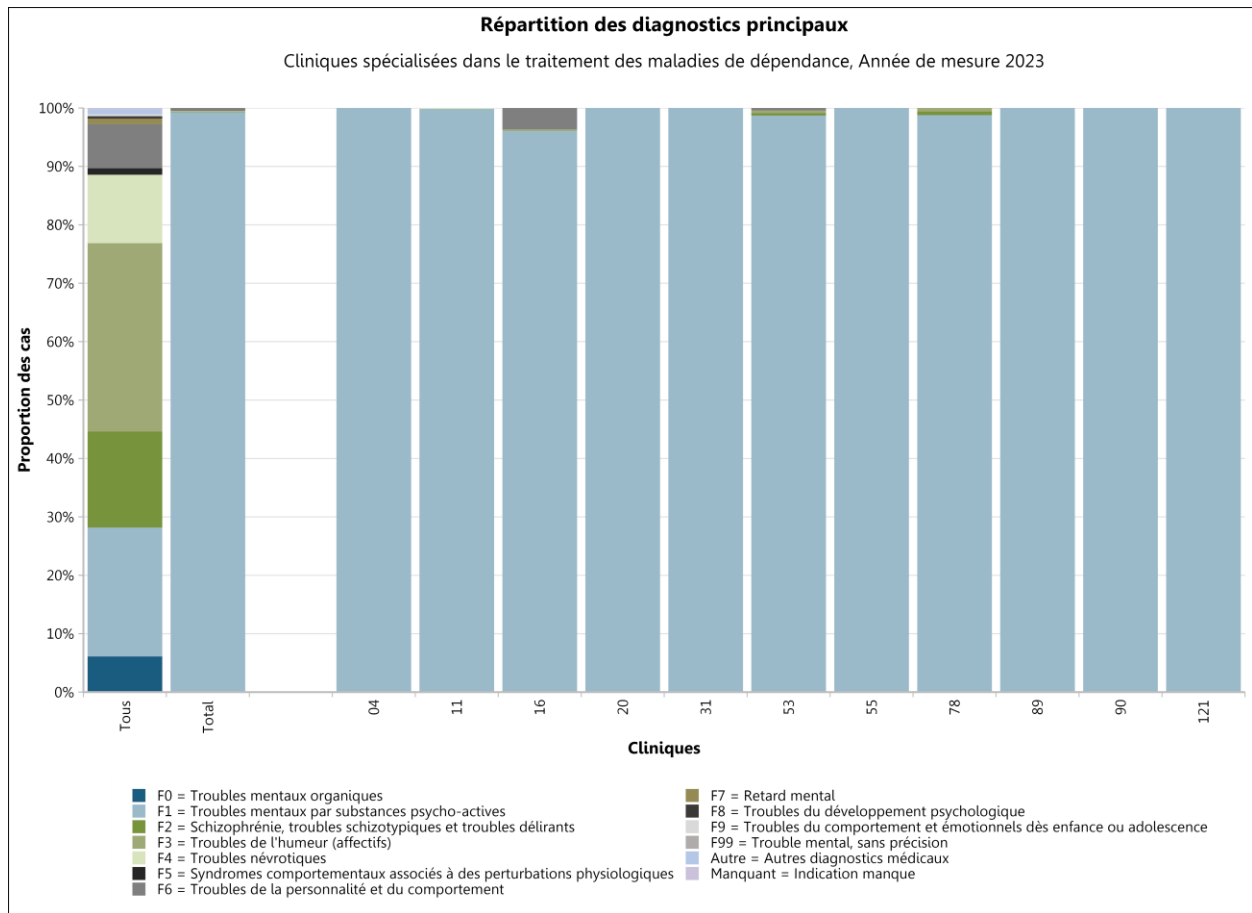


Figure 18: répartition des diagnostics principaux au sein des cliniques spécialisées dans le traitement des maladies de dépendance

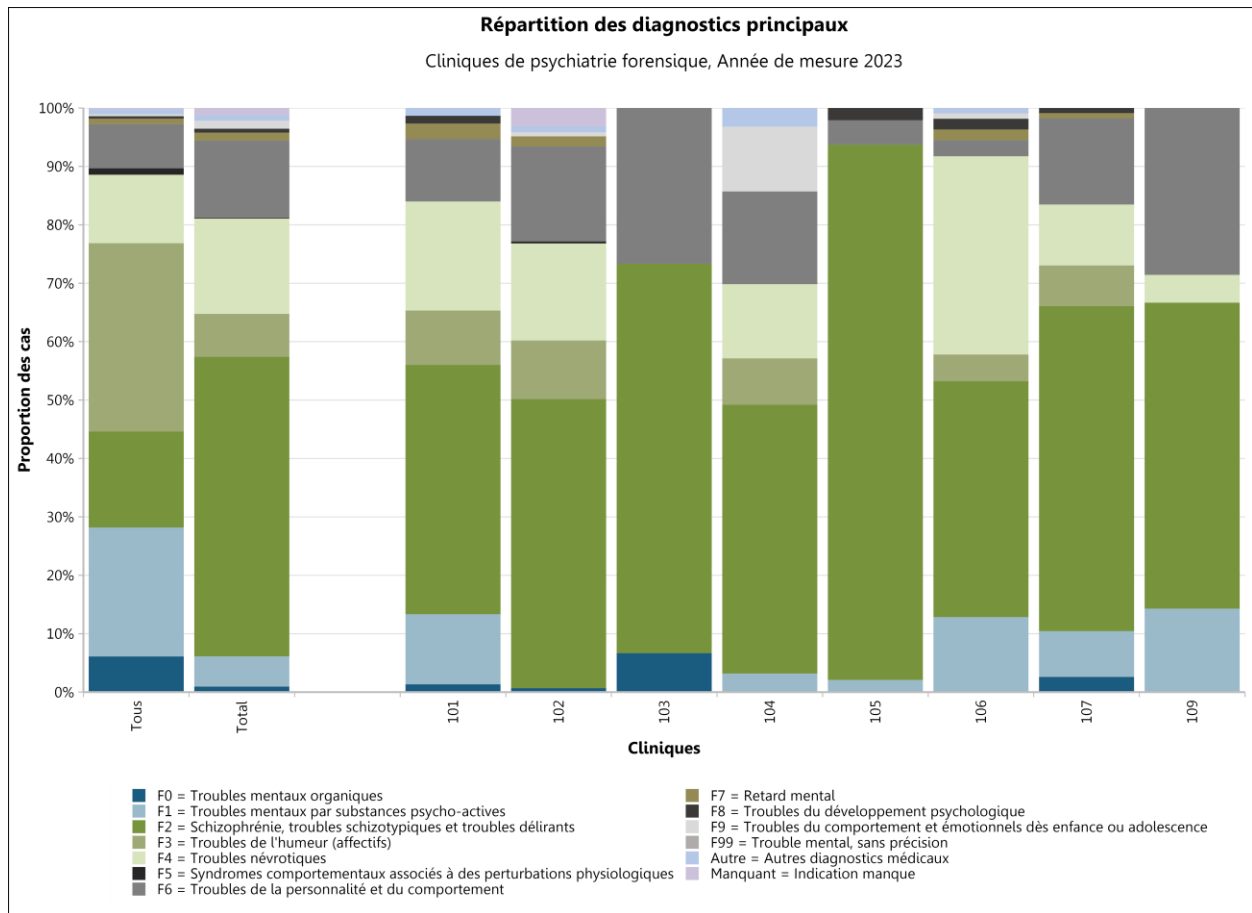


Figure 19: répartition des diagnostics principaux au sein des cliniques de psychiatrie forensique

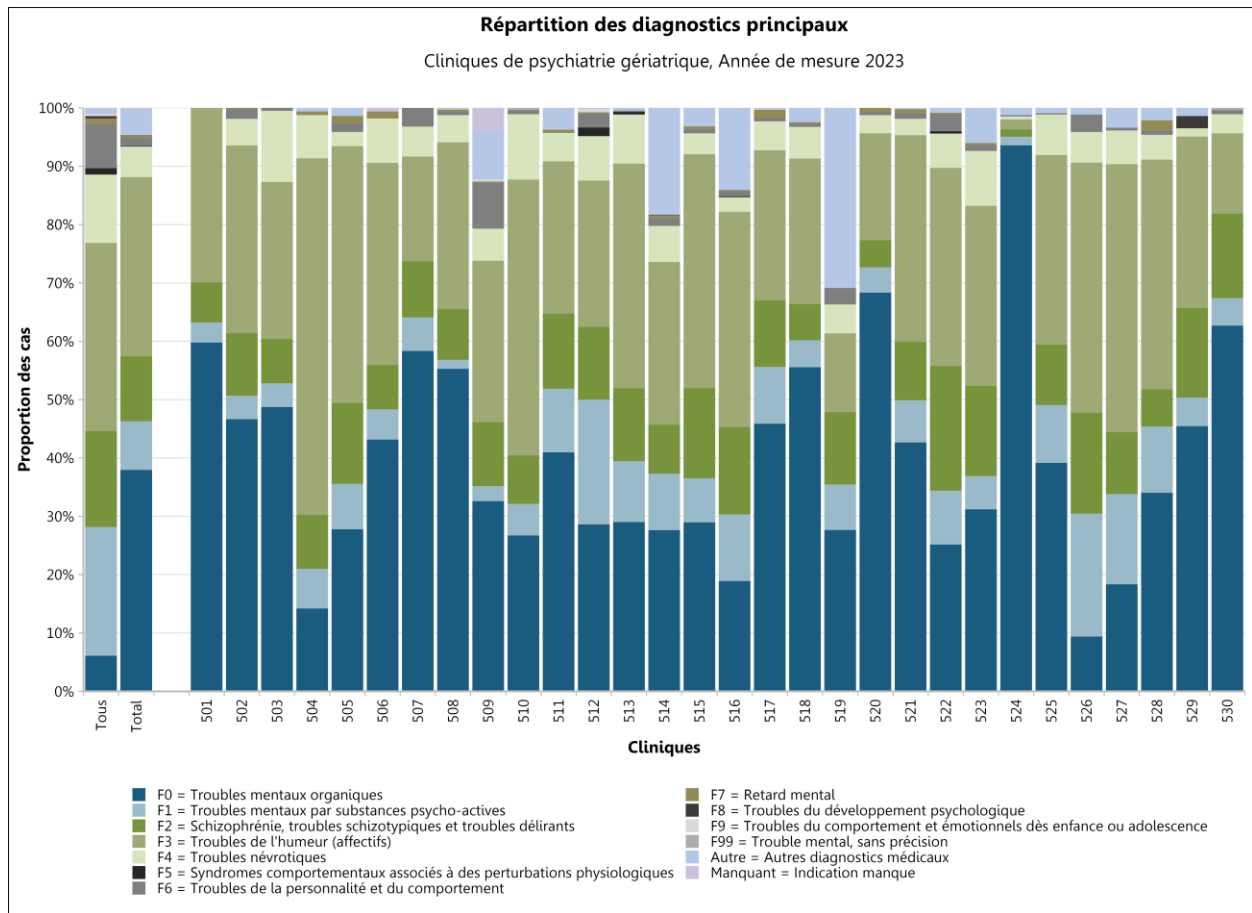


Figure 20: répartition des diagnostics principaux au sein des cliniques de psychiatrie gériatrique

| Clinique                                    | F0          | F1           | F2           | F3           | F4           | F5         | F6          | F7, F8, F9, F99 | Autres diagnostics médicaux | Absence de données |     |
|---|-------------|--------------|--------------|--------------|--------------|------------|-------------|-----------------|-----------------------------|--------------------|-----|
| <b>Toutes les cliniques</b>                 | <b>5351</b> | <b>19332</b> | <b>14417</b> | <b>28237</b> | <b>10267</b> | <b>953</b> | <b>6630</b> | <b>1508</b>     | <b>720</b>                  | <b>200</b>         |     |
| Cliniques de soins aigus et premier recours | Total       | 1046         | 14472        | 12246        | 17139        | 7479       | 214         | 5697            | 1379                        | 180                | 156 |
|   | 03          | 24           | 1284         | 656          | 769          | 443        | 11          | 282             | 133                         | 37                 | 0   |
|   | 06          | 36           | 231          | 131          | 310          | 61         | 1           | 62              | 7                           | 2                  | 0   |
|   | 07          | 68           | 59           | 280          | 270          | 64         | 2           | 21              | 7                           | 2                  | 0   |
|   | 08          | 37           | 722          | 951          | 405          | 244        | 13          | 150             | 38                          | 5                  | 0   |
|   | 12          | 3            | 119          | 79           | 875          | 145        | 5           | 45              | 3                           | 0                  | 0   |
|   | 13          | 85           | 607          | 579          | 603          | 237        | 5           | 201             | 111                         | 8                  | 0   |
|   | 17          | 14           | 372          | 115          | 630          | 67         | 0           | 64              | 14                          | 0                  | 0   |
|   | 18          | 0            | 69           | 30           | 150          | 35         | 2           | 22              | 1                           | 0                  | 0   |
|   | 21          | 14           | 461          | 304          | 382          | 203        | 6           | 189             | 19                          | 6                  | 0   |
|   | 22          | 31           | 690          | 550          | 690          | 481        | 27          | 385             | 44                          | 8                  | 0   |
|   | 24          | 35           | 477          | 291          | 233          | 96         | 2           | 276             | 59                          | 1                  | 0   |
|   | 26          | 19           | 294          | 646          | 522          | 161        | 6           | 362             | 96                          | 23                 | 93  |
|   | 28          | 28           | 217          | 265          | 345          | 110        | 4           | 52              | 18                          | 2                  | 0   |
|   | 30          | 22           | 596          | 335          | 362          | 170        | 0           | 120             | 38                          | 3                  | 5   |
|   | 32          | 18           | 189          | 262          | 307          | 295        | 3           | 66              | 17                          | 1                  | 37  |
|   | 34          | 12           | 383          | 208          | 344          | 150        | 4           | 174             | 41                          | 12                 | 2   |
|   | 35          | 33           | 515          | 397          | 373          | 79         | 3           | 122             | 26                          | 11                 | 0   |
|   | 36          | 46           | 183          | 138          | 184          | 122        | 3           | 52              | 10                          | 5                  | 0   |
|   | 37          | 19           | 593          | 400          | 506          | 222        | 6           | 145             | 48                          | 1                  | 0   |
|   | 39          | 31           | 777          | 246          | 453          | 245        | 14          | 236             | 20                          | 7                  | 0   |
|   | 40          | 9            | 247          | 113          | 426          | 322        | 8           | 200             | 15                          | 1                  | 2   |
|   | 42          | 11           | 191          | 113          | 338          | 158        | 7           | 141             | 47                          | 0                  | 0   |
|   | 43          | 86           | 439          | 462          | 313          | 260        | 30          | 351             | 97                          | 11                 | 0   |
|   | 44          | 10           | 121          | 74           | 80           | 106        | 0           | 66              | 5                           | 0                  | 0   |
|   | 46          | 12           | 459          | 431          | 465          | 198        | 3           | 232             | 104                         | 1                  | 0   |
|   | 48          | 8            | 91           | 222          | 180          | 104        | 1           | 117             | 13                          | 0                  | 0   |
|   | 49          | 20           | 88           | 305          | 491          | 114        | 2           | 141             | 40                          | 0                  | 0   |
|   | 51          | 35           | 340          | 245          | 451          | 145        | 1           | 86              | 21                          | 0                  | 0   |
|   | 52          | 95           | 1292         | 944          | 1132         | 430        | 16          | 315             | 56                          | 10                 | 0   |
|   | 54          | 14           | 264          | 225          | 306          | 231        | 4           | 181             | 18                          | 0                  | 0   |

| Clinique                             | F0    | F1  | F2   | F3  | F4   | F5   | F6  | F7, F8, F9, F99 | Autres diagnostics médicaux | Absence de données |    |
|--------------------------------------|-------|-----|------|-----|------|------|-----|-----------------|-----------------------------|--------------------|----|
|                                      | 56    | 33  | 613  | 449 | 1050 | 273  | 4   | 205             | 51                          | 3                  | 0  |
|                                      | 58    | 12  | 384  | 268 | 917  | 317  | 9   | 89              | 14                          | 7                  | 0  |
|                                      | 66    | 54  | 119  | 98  | 152  | 74   | 3   | 19              | 16                          | 7                  | 0  |
|                                      | 70    | 2   | 22   | 35  | 213  | 48   | 0   | 13              | 0                           | 0                  | 0  |
|                                      | 71    | 5   | 175  | 217 | 226  | 148  | 3   | 69              | 3                           | 4                  | 17 |
|                                      | 73    | 8   | 133  | 232 | 332  | 187  | 0   | 65              | 32                          | 1                  | 0  |
|                                      | 74    | 11  | 86   | 261 | 214  | 141  | 2   | 125             | 53                          | 0                  | 0  |
|                                      | 82    | 30  | 410  | 473 | 319  | 173  | 1   | 108             | 20                          | 0                  | 0  |
|                                      | 83    | 2   | 18   | 34  | 259  | 179  | 1   | 14              | 3                           | 0                  | 0  |
|                                      | 88    | 0   | 41   | 20  | 32   | 14   | 0   | 14              | 1                           | 0                  | 0  |
|                                      | 99    | 1   | 17   | 15  | 157  | 68   | 1   | 19              | 4                           | 1                  | 0  |
|                                      | 122   | 13  | 84   | 147 | 373  | 159  | 1   | 101             | 16                          | 0                  | 0  |
| Cliniques de psychiatrie spécialisée | Total | 120 | 1213 | 566 | 7659 | 2091 | 725 | 667             | 47                          | 51                 | 12 |
|                                      | 01    | 1   | 1    | 5   | 437  | 166  | 21  | 102             | 10                          | 1                  | 0  |
|                                      | 02    | 1   | 2    | 5   | 444  | 171  | 68  | 52              | 6                           | 1                  | 0  |
|                                      | 05    | 0   | 226  | 0   | 0    | 82   | 0   | 3               | 0                           | 0                  | 0  |
|                                      | 10    | 0   | 0    | 69  | 0    | 0    | 0   | 0               | 0                           | 0                  | 0  |
|                                      | 14    | 0   | 25   | 0   | 0    | 0    | 90  | 0               | 0                           | 0                  | 0  |
|                                      | 15    | 0   | 43   | 18  | 79   | 57   | 0   | 7               | 0                           | 0                  | 0  |
|                                      | 19    | 0   | 0    | 0   | 446  | 2    | 0   | 33              | 0                           | 0                  | 0  |
|                                      | 23    | 7   | 46   | 44  | 326  | 57   | 11  | 22              | 0                           | 0                  | 0  |
|                                      | 25    | 0   | 89   | 4   | 10   | 10   | 57  | 115             | 6                           | 0                  | 0  |
|                                      | 27    | 2   | 47   | 11  | 48   | 23   | 0   | 10              | 0                           | 0                  | 0  |
|                                      | 29    | 0   | 0    | 0   | 356  | 36   | 0   | 0               | 0                           | 1                  | 0  |
|                                      | 33    | 10  | 67   | 55  | 144  | 60   | 1   | 32              | 3                           | 3                  | 9  |
|                                      | 38    | 0   | 0    | 0   | 172  | 27   | 112 | 0               | 0                           | 0                  | 0  |
|                                      | 45    | 4   | 37   | 32  | 70   | 38   | 0   | 38              | 4                           | 0                  | 0  |
|                                      | 47    | 0   | 1    | 0   | 0    | 0    | 144 | 0               | 3                           | 0                  | 0  |
|                                      | 50    | 2   | 1    | 30  | 400  | 73   | 15  | 69              | 0                           | 0                  | 0  |
|                                      | 57    | 0   | 0    | 1   | 499  | 151  | 0   | 2               | 1                           | 0                  | 0  |
|                                      | 59    | 3   | 107  | 26  | 146  | 37   | 68  | 5               | 0                           | 0                  | 0  |
|                                      | 60    | 0   | 6    | 15  | 260  | 35   | 3   | 7               | 0                           | 6                  | 0  |
|                                      | 61    | 0   | 0    | 2   | 503  | 43   | 19  | 0               | 0                           | 2                  | 0  |

| Clinique   | F0    | F1  | F2   | F3  | F4  | F5 | F6 | F7, F8, F9, F99 | Autres diagnostics médicaux | Absence de données |
|--|-------|-----|------|-----|-----|----|----|-----------------|-----------------------------|--------------------|
| 62   | 0     | 0   | 0    | 0   | 0   | 0  | 71 | 0               | 0                           | 0                  |
| 63   | 5     | 115 | 64   | 369 | 99  | 3  | 33 | 4               | 2                           | 0                  |
| 65   | 1     | 19  | 1    | 72  | 112 | 0  | 1  | 0               | 0                           | 0                  |
| 67   | 0     | 0   | 0    | 0   | 0   | 8  | 0  | 0               | 0                           | 0                  |
| 69   | 0     | 0   | 0    | 663 | 132 | 0  | 0  | 0               | 0                           | 0                  |
| 72   | 68    | 7   | 5    | 29  | 18  | 0  | 1  | 0               | 0                           | 0                  |
| 75   | 1     | 6   | 5    | 190 | 118 | 1  | 8  | 4               | 1                           | 0                  |
| 76   | 1     | 210 | 6    | 115 | 29  | 3  | 43 | 0               | 24                          | 0                  |
| 77   | 0     | 9   | 40   | 85  | 24  | 0  | 8  | 0               | 0                           | 0                  |
| 79   | 2     | 26  | 45   | 197 | 84  | 14 | 13 | 4               | 2                           | 0                  |
| 85   | 0     | 2   | 6    | 15  | 10  | 0  | 4  | 1               | 0                           | 0                  |
| 86   | 0     | 0   | 1    | 218 | 0   | 0  | 0  | 0               | 0                           | 0                  |
| 87   | 0     | 44  | 25   | 83  | 47  | 0  | 23 | 1               | 0                           | 0                  |
| 92   | 9     | 10  | 14   | 81  | 16  | 0  | 0  | 0               | 1                           | 0                  |
| 93   | 0     | 66  | 31   | 226 | 36  | 3  | 22 | 0               | 0                           | 0                  |
| 94   | 1     | 0   | 2    | 132 | 41  | 1  | 1  | 0               | 1                           | 2                  |
| 95   | 2     | 1   | 4    | 93  | 83  | 5  | 13 | 0               | 5                           | 0                  |
| 96   | 0     | 0   | 0    | 179 | 22  | 0  | 0  | 0               | 0                           | 0                  |
| 97   | 0     | 0   | 0    | 363 | 56  | 5  | 0  | 0               | 0                           | 0                  |
| 98   | 0     | 0   | 0    | 209 | 96  | 2  | 0  | 0               | 1                           | 1                  |
| Cliniques spécialisées dans le traitement des maladies de dépendance | Total | 0   | 2691 | 2   | 3   | 1  | 0  | 14              | 0                           | 0                  |
| 04   | 0     | 90  | 0    | 0   | 0   | 0  | 0  | 0               | 0                           | 0                  |
| 11   | 0     | 604 | 0    | 0   | 1   | 0  | 0  | 0               | 0                           | 0                  |
| 16   | 0     | 342 | 0    | 1   | 0   | 0  | 13 | 0               | 0                           | 0                  |
| 20   | 0     | 179 | 0    | 0   | 0   | 0  | 0  | 0               | 0                           | 0                  |
| 31   | 0     | 85  | 0    | 0   | 0   | 0  | 0  | 0               | 0                           | 0                  |
| 53   | 0     | 230 | 1    | 1   | 0   | 0  | 1  | 0               | 0                           | 0                  |
| 55   | 0     | 715 | 0    | 0   | 0   | 0  | 0  | 0               | 0                           | 0                  |
| 78   | 0     | 162 | 1    | 1   | 0   | 0  | 0  | 0               | 0                           | 0                  |
| 89   | 0     | 70  | 0    | 0   | 0   | 0  | 0  | 0               | 0                           | 0                  |



|                            | Clinique | F0   | F1  | F2   | F3   | F4  | F5 | F6  | F7, F8, F9,<br>F99 | Autres diagnostics<br>médicaux | Absence de<br>données |
|----------------------------|----------|------|-----|------|------|-----|----|-----|--------------------|--------------------------------|-----------------------|
|                            |          | 90   | 0   | 41   | 0    | 0   | 0  | 0   | 0                  | 0                              | 0                     |
|                            |          | 121  | 0   | 173  | 0    | 0   | 0  | 0   | 0                  | 0                              | 0                     |
| Psychiatrie<br>forensique  | Total    | 7    | 38  | 377  | 54   | 120 | 1  | 97  | 25                 | 7                              | 9                     |
|                            |          | 101  | 1   | 9    | 32   | 7   | 14 | 0   | 8                  | 3                              | 1                     |
|                            |          | 102  | 2   | 0    | 143  | 29  | 48 | 1   | 47                 | 7                              | 3                     |
|                            |          | 103  | 1   | 0    | 10   | 0   | 0  | 0   | 4                  | 0                              | 0                     |
|                            |          | 104  | 0   | 2    | 29   | 5   | 8  | 0   | 10                 | 7                              | 2                     |
|                            |          | 105  | 0   | 1    | 44   | 0   | 0  | 0   | 2                  | 1                              | 0                     |
|                            |          | 106  | 0   | 14   | 44   | 5   | 37 | 0   | 3                  | 5                              | 1                     |
|                            |          | 107  | 3   | 9    | 64   | 8   | 12 | 0   | 17                 | 2                              | 0                     |
|                            |          | 109  | 0   | 3    | 11   | 0   | 1  | 0   | 6                  | 0                              | 0                     |
| Psychiatrie<br>gériatrique | Total    | 4178 | 918 | 1226 | 3382 | 576 | 13 | 155 | 57                 | 482                            | 23                    |
|                            |          | 501  | 52  | 3    | 6    | 26  | 0  | 0   | 0                  | 0                              | 0                     |
|                            |          | 502  | 174 | 15   | 40   | 120 | 17 | 0   | 6                  | 1                              | 0                     |
|                            |          | 503  | 96  | 8    | 15   | 53  | 24 | 0   | 1                  | 0                              | 0                     |
|                            |          | 504  | 23  | 11   | 15   | 99  | 12 | 0   | 0                  | 1                              | 1                     |
|                            |          | 505  | 182 | 51   | 91   | 288 | 16 | 0   | 10                 | 8                              | 9                     |
|                            |          | 506  | 142 | 17   | 25   | 114 | 25 | 0   | 0                  | 4                              | 0                     |
|                            |          | 507  | 91  | 9    | 15   | 28  | 8  | 0   | 5                  | 0                              | 0                     |
|                            |          | 508  | 178 | 5    | 28   | 92  | 15 | 0   | 2                  | 1                              | 1                     |
|                            |          | 509  | 178 | 14   | 60   | 151 | 30 | 0   | 43                 | 3                              | 46                    |
|                            |          | 510  | 74  | 15   | 23   | 131 | 31 | 0   | 2                  | 1                              | 0                     |
|                            |          | 511  | 143 | 38   | 45   | 91  | 17 | 0   | 0                  | 2                              | 13                    |
|                            |          | 512  | 154 | 115  | 67   | 135 | 41 | 8   | 13                 | 4                              | 1                     |
|                            |          | 513  | 128 | 46   | 55   | 170 | 37 | 2   | 1                  | 0                              | 2                     |
|                            |          | 514  | 246 | 86   | 75   | 248 | 55 | 0   | 12                 | 5                              | 163                   |
|                            |          | 515  | 73  | 19   | 39   | 101 | 9  | 0   | 2                  | 1                              | 8                     |
|                            |          | 516  | 121 | 73   | 96   | 236 | 16 | 1   | 6                  | 1                              | 90                    |
|                            |          | 517  | 278 | 59   | 69   | 156 | 30 | 0   | 4                  | 8                              | 2                     |
|                            |          | 518  | 205 | 17   | 23   | 92  | 20 | 0   | 2                  | 1                              | 9                     |
|                            |          | 519  | 78  | 22   | 35   | 38  | 14 | 0   | 8                  | 0                              | 87                    |
|                            |          | 520  | 220 | 14   | 15   | 59  | 10 | 0   | 2                  | 2                              | 0                     |
|                            |          | 521  | 183 | 31   | 43   | 152 | 12 | 0   | 4                  | 3                              | 1                     |
|                            |          | 522  | 120 | 44   | 102  | 162 | 28 | 2   | 14                 | 1                              | 4                     |

| Clinique | F0  | F1 | F2 | F3  | F4 | F5 | F6 | F7, F8, F9,<br>F99 | Autres diagnostics<br>médicaux | Absence de<br>données |
|----------|-----|----|----|-----|----|----|----|--------------------|--------------------------------|-----------------------|
| 523      | 93  | 17 | 46 | 92  | 28 | 0  | 3  | 1                  | 18                             | 0                     |
| 524      | 379 | 6  | 5  | 7   | 2  | 0  | 1  | 0                  | 5                              | 0                     |
| 525      | 170 | 43 | 45 | 141 | 30 | 0  | 1  | 0                  | 4                              | 0                     |
| 526      | 25  | 56 | 46 | 114 | 14 | 0  | 8  | 0                  | 3                              | 0                     |
| 527      | 38  | 32 | 22 | 95  | 12 | 0  | 1  | 0                  | 7                              | 0                     |
| 528      | 96  | 32 | 18 | 111 | 12 | 0  | 2  | 5                  | 6                              | 0                     |
| 529      | 65  | 7  | 22 | 42  | 2  | 0  | 0  | 3                  | 2                              | 0                     |
| 530      | 173 | 13 | 40 | 38  | 9  | 0  | 2  | 1                  | 0                              | 0                     |

Tableau 4: répartition des diagnostics principaux au sein des cliniques (nombre de cas)

| Clinique                                    | F0          | F1           | F2           | F3           | F4           | F5          | F6          | F7, F8, F9, F99 | Autres diagnostics médicaux | Absence de données |      |
|---|-------------|--------------|--------------|--------------|--------------|-------------|-------------|-----------------|-----------------------------|--------------------|------|
| <b>Toutes les cliniques</b>                 | <b>6.1%</b> | <b>22.1%</b> | <b>16.5%</b> | <b>32.2%</b> | <b>11.7%</b> | <b>1.1%</b> | <b>7.6%</b> | <b>1.7%</b>     | <b>0.8%</b>                 | <b>0.2%</b>        |      |
| Cliniques de soins aigus et premier recours | Total       | 1.7%         | 24.1%        | 20.4%        | 28.6%        | 12.5%       | 0.4%        | 9.5%            | 2.3%                        | 0.3%               | 0.3% |
|   | 03          | 0.7%         | 35.3%        | 18.0%        | 21.1%        | 12.2%       | 0.3%        | 7.7%            | 3.7%                        | 1.0%               | 0.0% |
|   | 06          | 4.3%         | 27.5%        | 15.6%        | 36.9%        | 7.3%        | 0.1%        | 7.4%            | 0.8%                        | 0.2%               | 0.0% |
|   | 07          | 8.8%         | 7.6%         | 36.2%        | 34.9%        | 8.3%        | 0.3%        | 2.7%            | 0.9%                        | 0.3%               | 0.0% |
|   | 08          | 1.4%         | 28.1%        | 37.1%        | 15.8%        | 9.5%        | 0.5%        | 5.8%            | 1.5%                        | 0.2%               | 0.0% |
|   | 12          | 0.2%         | 9.3%         | 6.2%         | 68.7%        | 11.4%       | 0.4%        | 3.5%            | 0.2%                        | 0.0%               | 0.0% |
|   | 13          | 3.5%         | 24.9%        | 23.8%        | 24.8%        | 9.7%        | 0.2%        | 8.3%            | 4.6%                        | 0.3%               | 0.0% |
|   | 17          | 1.1%         | 29.2%        | 9.0%         | 49.4%        | 5.3%        | 0.0%        | 5.0%            | 1.1%                        | 0.0%               | 0.0% |
|   | 18          | 0.0%         | 22.3%        | 9.7%         | 48.5%        | 11.3%       | 0.6%        | 7.1%            | 0.3%                        | 0.0%               | 0.0% |
|   | 21          | 0.9%         | 29.1%        | 19.2%        | 24.1%        | 12.8%       | 0.4%        | 11.9%           | 1.2%                        | 0.4%               | 0.0% |
|   | 22          | 1.1%         | 23.7%        | 18.9%        | 23.7%        | 16.6%       | 0.9%        | 13.2%           | 1.5%                        | 0.3%               | 0.0% |
|   | 24          | 2.4%         | 32.4%        | 19.8%        | 15.9%        | 6.5%        | 0.1%        | 18.8%           | 4.0%                        | 0.1%               | 0.0% |
|   | 26          | 0.9%         | 13.2%        | 29.1%        | 23.5%        | 7.2%        | 0.3%        | 16.3%           | 4.3%                        | 1.0%               | 4.2% |
|   | 28          | 2.7%         | 20.8%        | 25.5%        | 33.1%        | 10.6%       | 0.4%        | 5.0%            | 1.7%                        | 0.2%               | 0.0% |
|   | 30          | 1.3%         | 36.1%        | 20.3%        | 21.9%        | 10.3%       | 0.0%        | 7.3%            | 2.3%                        | 0.2%               | 0.3% |
|   | 32          | 1.5%         | 15.8%        | 21.9%        | 25.7%        | 24.7%       | 0.3%        | 5.5%            | 1.4%                        | 0.1%               | 3.1% |
|   | 34          | 0.9%         | 28.8%        | 15.6%        | 25.9%        | 11.3%       | 0.3%        | 13.1%           | 3.1%                        | 0.9%               | 0.2% |
|   | 35          | 2.1%         | 33.0%        | 25.5%        | 23.9%        | 5.1%        | 0.2%        | 7.8%            | 1.7%                        | 0.7%               | 0.0% |
|   | 36          | 6.2%         | 24.6%        | 18.6%        | 24.8%        | 16.4%       | 0.4%        | 7.0%            | 1.3%                        | 0.7%               | 0.0% |
|   | 37          | 1.0%         | 30.6%        | 20.6%        | 26.1%        | 11.4%       | 0.3%        | 7.5%            | 2.5%                        | 0.1%               | 0.0% |
|   | 39          | 1.5%         | 38.3%        | 12.1%        | 22.3%        | 12.1%       | 0.7%        | 11.6%           | 1.0%                        | 0.3%               | 0.0% |
|   | 40          | 0.7%         | 18.4%        | 8.4%         | 31.7%        | 24.0%       | 0.6%        | 14.9%           | 1.1%                        | 0.1%               | 0.1% |
|   | 42          | 1.1%         | 19.0%        | 11.2%        | 33.6%        | 15.7%       | 0.7%        | 14.0%           | 4.7%                        | 0.0%               | 0.0% |
|   | 43          | 4.2%         | 21.4%        | 22.5%        | 15.3%        | 12.7%       | 1.5%        | 17.1%           | 4.7%                        | 0.5%               | 0.0% |
|   | 44          | 2.2%         | 26.2%        | 16.0%        | 17.3%        | 22.9%       | 0.0%        | 14.3%           | 1.1%                        | 0.0%               | 0.0% |
|   | 46          | 0.6%         | 24.1%        | 22.6%        | 24.4%        | 10.4%       | 0.2%        | 12.2%           | 5.5%                        | 0.1%               | 0.0% |
|   | 48          | 1.1%         | 12.4%        | 30.2%        | 24.5%        | 14.1%       | 0.1%        | 15.9%           | 1.8%                        | 0.0%               | 0.0% |
|   | 49          | 1.7%         | 7.3%         | 25.4%        | 40.9%        | 9.5%        | 0.2%        | 11.7%           | 3.3%                        | 0.0%               | 0.0% |
|   | 51          | 2.6%         | 25.7%        | 18.5%        | 34.1%        | 11.0%       | 0.1%        | 6.5%            | 1.6%                        | 0.0%               | 0.0% |
|   | 52          | 2.2%         | 30.1%        | 22.0%        | 26.4%        | 10.0%       | 0.4%        | 7.3%            | 1.3%                        | 0.2%               | 0.0% |
|   | 54          | 1.1%         | 21.2%        | 18.1%        | 24.6%        | 18.6%       | 0.3%        | 14.6%           | 1.4%                        | 0.0%               | 0.0% |

| Clinique                             | F0 F1 F2 F3 F4 F5 F6 F7, F8, F9, F99 Autres diagnostics médicaux Absence de données |       |       |       |       |       |       |                 |                             |                    |      |
|--------------------------------------|---|-------|-------|-------|-------|-------|-------|-----------------|-----------------------------|--------------------|------|
|                                      | F0  | F1    | F2    | F3    | F4    | F5    | F6    | F7, F8, F9, F99 | Autres diagnostics médicaux | Absence de données |      |
| 56                                   | 1.2%  | 22.9% | 16.7% | 39.2% | 10.2% | 0.1%  | 7.6%  | 1.9%            | 0.1%                        | 0.0%               |      |
| 58                                   | 0.6%  | 19.0% | 13.3% | 45.5% | 15.7% | 0.4%  | 4.4%  | 0.7%            | 0.3%                        | 0.0%               |      |
| 66                                   | 10.0%   | 22.0% | 18.1% | 28.0% | 13.7% | 0.6%  | 3.5%  | 3.0%            | 1.3%                        | 0.0%               |      |
| 70                                   | 0.6%  | 6.6%  | 10.5% | 64.0% | 14.4% | 0.0%  | 3.9%  | 0.0%            | 0.0%                        | 0.0%               |      |
| 71                                   | 0.6%  | 20.2% | 25.0% | 26.1% | 17.1% | 0.3%  | 8.0%  | 0.3%            | 0.5%                        | 2.0%               |      |
| 73                                   | 0.8%  | 13.4% | 23.4% | 33.5% | 18.9% | 0.0%  | 6.6%  | 3.2%            | 0.1%                        | 0.0%               |      |
| 74                                   | 1.2%  | 9.6%  | 29.2% | 24.0% | 15.8% | 0.2%  | 14.0% | 5.9%            | 0.0%                        | 0.0%               |      |
| 82                                   | 2.0%  | 26.7% | 30.8% | 20.8% | 11.3% | 0.1%  | 7.0%  | 1.3%            | 0.0%                        | 0.0%               |      |
| 83                                   | 0.4%  | 3.5%  | 6.7%  | 50.8% | 35.1% | 0.2%  | 2.7%  | 0.6%            | 0.0%                        | 0.0%               |      |
| 88                                   | 0.0%  | 33.6% | 16.4% | 26.2% | 11.5% | 0.0%  | 11.5% | 0.8%            | 0.0%                        | 0.0%               |      |
| 99                                   | 0.4%  | 6.0%  | 5.3%  | 55.5% | 24.0% | 0.4%  | 6.7%  | 1.4%            | 0.4%                        | 0.0%               |      |
| 122                                  | 1.5%  | 9.4%  | 16.4% | 41.7% | 17.8% | 0.1%  | 11.3% | 1.8%            | 0.0%                        | 0.0%               |      |
| Cliniques de psychiatrie spécialisée | Total   | 0.9%  | 9.2%  | 4.3%  | 58.2% | 15.9% | 5.5%  | 5.1%            | 0.4%                        | 0.4%               | 0.1% |
|                                      | 01  | 0.1%  | 0.1%  | 0.7%  | 58.7% | 22.3% | 2.8%  | 13.7%           | 1.3%                        | 0.1%               | 0.0% |
|                                      | 02  | 0.1%  | 0.3%  | 0.7%  | 59.2% | 22.8% | 9.1%  | 6.9%            | 0.8%                        | 0.1%               | 0.0% |
|                                      | 05  | 0.0%  | 72.7% | 0.0%  | 0.0%  | 26.4% | 0.0%  | 1.0%            | 0.0%                        | 0.0%               | 0.0% |
|                                      | 10  | 0.0%  | 0.0%  | 100%  | 0.0%  | 0.0%  | 0.0%  | 0.0%            | 0.0%                        | 0.0%               | 0.0% |
|                                      | 14  | 0.0%  | 21.7% | 0.0%  | 0.0%  | 0.0%  | 78.3% | 0.0%            | 0.0%                        | 0.0%               | 0.0% |
|                                      | 15  | 0.0%  | 21.1% | 8.8%  | 38.7% | 27.9% | 0.0%  | 3.4%            | 0.0%                        | 0.0%               | 0.0% |
|                                      | 19  | 0.0%  | 0.0%  | 0.0%  | 92.7% | 0.4%  | 0.0%  | 6.9%            | 0.0%                        | 0.0%               | 0.0% |
|                                      | 23  | 1.4%  | 9.0%  | 8.6%  | 63.5% | 11.1% | 2.1%  | 4.3%            | 0.0%                        | 0.0%               | 0.0% |
|                                      | 25  | 0.0%  | 30.6% | 1.4%  | 3.4%  | 3.4%  | 19.6% | 39.5%           | 2.1%                        | 0.0%               | 0.0% |
|                                      | 27  | 1.4%  | 33.3% | 7.8%  | 34.0% | 16.3% | 0.0%  | 7.1%            | 0.0%                        | 0.0%               | 0.0% |
|                                      | 29  | 0.0%  | 0.0%  | 0.0%  | 90.6% | 9.2%  | 0.0%  | 0.0%            | 0.0%                        | 0.3%               | 0.0% |
|                                      | 33  | 2.6%  | 17.4% | 14.3% | 37.5% | 15.6% | 0.3%  | 8.3%            | 0.8%                        | 0.8%               | 2.3% |
|                                      | 38  | 0.0%  | 0.0%  | 0.0%  | 55.3% | 8.7%  | 36.0% | 0.0%            | 0.0%                        | 0.0%               | 0.0% |
|                                      | 45  | 1.8%  | 16.6% | 14.3% | 31.4% | 17.0% | 0.0%  | 17.0%           | 1.8%                        | 0.0%               | 0.0% |
|                                      | 47  | 0.0%  | 0.7%  | 0.0%  | 0.0%  | 0.0%  | 97.3% | 0.0%            | 2.0%                        | 0.0%               | 0.0% |
|                                      | 50  | 0.3%  | 0.2%  | 5.1%  | 67.8% | 12.4% | 2.5%  | 11.7%           | 0.0%                        | 0.0%               | 0.0% |
|                                      | 57  | 0.0%  | 0.0%  | 0.2%  | 76.3% | 23.1% | 0.0%  | 0.3%            | 0.2%                        | 0.0%               | 0.0% |
|                                      | 59  | 0.8%  | 27.3% | 6.6%  | 37.2% | 9.4%  | 17.3% | 1.3%            | 0.0%                        | 0.0%               | 0.0% |
|                                      | 60  | 0.0%  | 1.8%  | 4.5%  | 78.3% | 10.5% | 0.9%  | 2.1%            | 0.0%                        | 1.8%               | 0.0% |
| 61                                   | 0.0%  | 0.0%  | 0.4%  | 88.4% | 7.6%  | 3.3%  | 0.0%  | 0.0%            | 0.4%                        | 0.0%               |      |

| Clinique   | F0    | F1    | F2    | F3    | F4    | F5   | F6    | F7, F8, F9, F99 | Autres diagnostics médicaux | Absence de données |
|--|-------|-------|-------|-------|-------|------|-------|-----------------|-----------------------------|--------------------|
| 62   | 0.0%  | 0.0%  | 0.0%  | 0.0%  | 0.0%  | 100% | 0.0%  | 0.0%            | 0.0%                        | 0.0%               |
| 63   | 0.7%  | 16.6% | 9.2%  | 53.2% | 14.3% | 0.4% | 4.8%  | 0.6%            | 0.3%                        | 0.0%               |
| 65   | 0.5%  | 9.2%  | 0.5%  | 35.0% | 54.4% | 0.0% | 0.5%  | 0.0%            | 0.0%                        | 0.0%               |
| 67   | 0.0%  | 0.0%  | 0.0%  | 0.0%  | 0.0%  | 100% | 0.0%  | 0.0%            | 0.0%                        | 0.0%               |
| 69   | 0.0%  | 0.0%  | 0.0%  | 83.4% | 16.6% | 0.0% | 0.0%  | 0.0%            | 0.0%                        | 0.0%               |
| 72   | 53.1% | 5.5%  | 3.9%  | 22.7% | 14.1% | 0.0% | 0.8%  | 0.0%            | 0.0%                        | 0.0%               |
| 75   | 0.3%  | 1.8%  | 1.5%  | 56.9% | 35.3% | 0.3% | 2.4%  | 1.2%            | 0.3%                        | 0.0%               |
| 76   | 0.2%  | 48.7% | 1.4%  | 26.7% | 6.7%  | 0.7% | 10.0% | 0.0%            | 5.6%                        | 0.0%               |
| 77   | 0.0%  | 5.4%  | 24.1% | 51.2% | 14.5% | 0.0% | 4.8%  | 0.0%            | 0.0%                        | 0.0%               |
| 79   | 0.5%  | 6.7%  | 11.6% | 50.9% | 21.7% | 3.6% | 3.4%  | 1.0%            | 0.5%                        | 0.0%               |
| 85   | 0.0%  | 5.3%  | 15.8% | 39.5% | 26.3% | 0.0% | 10.5% | 2.6%            | 0.0%                        | 0.0%               |
| 86   | 0.0%  | 0.0%  | 0.5%  | 99.5% | 0.0%  | 0.0% | 0.0%  | 0.0%            | 0.0%                        | 0.0%               |
| 87   | 0.0%  | 19.7% | 11.2% | 37.2% | 21.1% | 0.0% | 10.3% | 0.4%            | 0.0%                        | 0.0%               |
| 92   | 6.9%  | 7.6%  | 10.7% | 61.8% | 12.2% | 0.0% | 0.0%  | 0.0%            | 0.8%                        | 0.0%               |
| 93   | 0.0%  | 17.2% | 8.1%  | 58.9% | 9.4%  | 0.8% | 5.7%  | 0.0%            | 0.0%                        | 0.0%               |
| 94   | 0.6%  | 0.0%  | 1.1%  | 72.9% | 22.7% | 0.6% | 0.6%  | 0.0%            | 0.6%                        | 1.1%               |
| 95   | 1.0%  | 0.5%  | 1.9%  | 45.1% | 40.3% | 2.4% | 6.3%  | 0.0%            | 2.4%                        | 0.0%               |
| 96   | 0.0%  | 0.0%  | 0.0%  | 89.1% | 10.9% | 0.0% | 0.0%  | 0.0%            | 0.0%                        | 0.0%               |
| 97   | 0.0%  | 0.0%  | 0.0%  | 85.6% | 13.2% | 1.2% | 0.0%  | 0.0%            | 0.0%                        | 0.0%               |
| 98   | 0.0%  | 0.0%  | 0.0%  | 67.6% | 31.1% | 0.6% | 0.0%  | 0.0%            | 0.3%                        | 0.3%               |
| Cliniques spécialisées dans le traitement des maladies de dépendance | Total | 0.0%  | 99.3% | 0.1%  | 0.1%  | 0.0% | 0.0%  | 0.5%            | 0.0%                        | 0.0%               |
| 04   | 0.0%  | 100%  | 0.0%  | 0.0%  | 0.0%  | 0.0% | 0.0%  | 0.0%            | 0.0%                        | 0.0%               |
| 11   | 0.0%  | 99.8% | 0.0%  | 0.0%  | 0.2%  | 0.0% | 0.0%  | 0.0%            | 0.0%                        | 0.0%               |
| 16   | 0.0%  | 96.1% | 0.0%  | 0.3%  | 0.0%  | 0.0% | 3.7%  | 0.0%            | 0.0%                        | 0.0%               |
| 20   | 0.0%  | 100%  | 0.0%  | 0.0%  | 0.0%  | 0.0% | 0.0%  | 0.0%            | 0.0%                        | 0.0%               |
| 31   | 0.0%  | 100%  | 0.0%  | 0.0%  | 0.0%  | 0.0% | 0.0%  | 0.0%            | 0.0%                        | 0.0%               |
| 53   | 0.0%  | 98.7% | 0.4%  | 0.4%  | 0.0%  | 0.0% | 0.4%  | 0.0%            | 0.0%                        | 0.0%               |
| 55   | 0.0%  | 100%  | 0.0%  | 0.0%  | 0.0%  | 0.0% | 0.0%  | 0.0%            | 0.0%                        | 0.0%               |
| 78   | 0.0%  | 98.8% | 0.6%  | 0.6%  | 0.0%  | 0.0% | 0.0%  | 0.0%            | 0.0%                        | 0.0%               |
| 89   | 0.0%  | 100%  | 0.0%  | 0.0%  | 0.0%  | 0.0% | 0.0%  | 0.0%            | 0.0%                        | 0.0%               |

|                         | Clinique | F0    | F1    | F2    | F3    | F4    | F5    | F6   | F7, F8, F9, F99 | Autres diagnostics médicaux | Absence de données |      |
|-------------------------|----------|-------|-------|-------|-------|-------|-------|------|-----------------|-----------------------------|--------------------|------|
|                         |          | 90    | 0.0%  | 100%  | 0.0%  | 0.0%  | 0.0%  | 0.0% | 0.0%            | 0.0%                        | 0.0%               |      |
|                         |          | 121   | 0.0%  | 100%  | 0.0%  | 0.0%  | 0.0%  | 0.0% | 0.0%            | 0.0%                        | 0.0%               |      |
| Psychiatrie forensique  | Total    |       | 1.0%  | 5.2%  | 51.3% | 7.3%  | 16.3% | 0.1% | 13.2%           | 3.4%                        | 1.0%               | 1.2% |
|                         |          | 101   | 1.3%  | 12.0% | 42.7% | 9.3%  | 18.7% | 0.0% | 10.7%           | 4.0%                        | 1.3%               | 0.0% |
|                         |          | 102   | 0.7%  | 0.0%  | 49.5% | 10.0% | 16.6% | 0.3% | 16.3%           | 2.4%                        | 1.0%               | 3.1% |
|                         |          | 103   | 6.7%  | 0.0%  | 66.7% | 0.0%  | 0.0%  | 0.0% | 26.7%           | 0.0%                        | 0.0%               | 0.0% |
|                         |          | 104   | 0.0%  | 3.2%  | 46.0% | 7.9%  | 12.7% | 0.0% | 15.9%           | 11.1%                       | 3.2%               | 0.0% |
|                         |          | 105   | 0.0%  | 2.1%  | 91.7% | 0.0%  | 0.0%  | 0.0% | 4.2%            | 2.1%                        | 0.0%               | 0.0% |
|                         |          | 106   | 0.0%  | 12.8% | 40.4% | 4.6%  | 33.9% | 0.0% | 2.8%            | 4.6%                        | 0.9%               | 0.0% |
|                         |          | 107   | 2.6%  | 7.8%  | 55.7% | 7.0%  | 10.4% | 0.0% | 14.8%           | 1.7%                        | 0.0%               | 0.0% |
|                         |          | 109   | 0.0%  | 14.3% | 52.4% | 0.0%  | 4.8%  | 0.0% | 28.6%           | 0.0%                        | 0.0%               | 0.0% |
| Psychiatrie gériatrique | Total    |       | 37.9% | 8.3%  | 11.1% | 30.7% | 5.2%  | 0.1% | 1.4%            | 0.5%                        | 4.4%               | 0.2% |
|                         |          | 501   | 59.8% | 3.4%  | 6.9%  | 29.9% | 0.0%  | 0.0% | 0.0%            | 0.0%                        | 0.0%               | 0.0% |
|                         |          | 502   | 46.6% | 4.0%  | 10.7% | 32.2% | 4.6%  | 0.0% | 1.6%            | 0.3%                        | 0.0%               | 0.0% |
|                         |          | 503   | 48.7% | 4.1%  | 7.6%  | 26.9% | 12.2% | 0.0% | 0.5%            | 0.0%                        | 0.0%               | 0.0% |
|                         |          | 504   | 14.2% | 6.8%  | 9.3%  | 61.1% | 7.4%  | 0.0% | 0.0%            | 0.6%                        | 0.6%               | 0.0% |
|                         |          | 505   | 27.8% | 7.8%  | 13.9% | 44.0% | 2.4%  | 0.0% | 1.5%            | 1.2%                        | 1.4%               | 0.0% |
|                         |          | 506   | 43.2% | 5.2%  | 7.6%  | 34.7% | 7.6%  | 0.0% | 0.0%            | 1.2%                        | 0.0%               | 0.6% |
|                         |          | 507   | 58.3% | 5.8%  | 9.6%  | 17.9% | 5.1%  | 0.0% | 3.2%            | 0.0%                        | 0.0%               | 0.0% |
|                         |          | 508   | 55.3% | 1.6%  | 8.7%  | 28.6% | 4.7%  | 0.0% | 0.6%            | 0.3%                        | 0.3%               | 0.0% |
|                         |          | 509   | 32.6% | 2.6%  | 11.0% | 27.7% | 5.5%  | 0.0% | 7.9%            | 0.5%                        | 8.4%               | 3.8% |
|                         |          | 510   | 26.7% | 5.4%  | 8.3%  | 47.3% | 11.2% | 0.0% | 0.7%            | 0.4%                        | 0.0%               | 0.0% |
|                         |          | 511   | 41.0% | 10.9% | 12.9% | 26.1% | 4.9%  | 0.0% | 0.0%            | 0.6%                        | 3.7%               | 0.0% |
|                         |          | 512   | 28.6% | 21.4% | 12.5% | 25.1% | 7.6%  | 1.5% | 2.4%            | 0.7%                        | 0.2%               | 0.0% |
|                         |          | 513   | 29.0% | 10.4% | 12.5% | 38.5% | 8.4%  | 0.5% | 0.2%            | 0.0%                        | 0.5%               | 0.0% |
|                         |          | 514   | 27.6% | 9.7%  | 8.4%  | 27.9% | 6.2%  | 0.0% | 1.3%            | 0.6%                        | 18.3%              | 0.0% |
|                         |          | 515   | 29.0% | 7.5%  | 15.5% | 40.1% | 3.6%  | 0.0% | 0.8%            | 0.4%                        | 3.2%               | 0.0% |
|                         |          | 516   | 18.9% | 11.4% | 15.0% | 36.9% | 2.5%  | 0.2% | 0.9%            | 0.2%                        | 14.1%              | 0.0% |
|                         |          | 517   | 45.9% | 9.7%  | 11.4% | 25.7% | 5.0%  | 0.0% | 0.7%            | 1.3%                        | 0.3%               | 0.0% |
|                         |          | 518   | 55.6% | 4.6%  | 6.2%  | 24.9% | 5.4%  | 0.0% | 0.5%            | 0.3%                        | 2.4%               | 0.0% |
|                         |          | 519   | 27.7% | 7.8%  | 12.4% | 13.5% | 5.0%  | 0.0% | 2.8%            | 0.0%                        | 30.9%              | 0.0% |
|                         |          | 520   | 68.3% | 4.3%  | 4.7%  | 18.3% | 3.1%  | 0.0% | 0.6%            | 0.6%                        | 0.0%               | 0.0% |
|                         |          | 521   | 42.7% | 7.2%  | 10.0% | 35.4% | 2.8%  | 0.0% | 0.9%            | 0.7%                        | 0.2%               | 0.0% |
|                         | 522      | 25.2% | 9.2%  | 21.4% | 34.0% | 5.9%  | 0.4%  | 2.9% | 0.2%            | 0.8%                        | 0.0%               |      |

| Clinique | F0    | F1    | F2    | F3    | F4   | F5   | F6   | F7, F8, F9, F99 | Autres diagnostics médicaux | Absence de données |
|----------|-------|-------|-------|-------|------|------|------|-----------------|-----------------------------|--------------------|
| 523      | 31.2% | 5.7%  | 15.4% | 30.9% | 9.4% | 0.0% | 1.0% | 0.3%            | 6.0%                        | 0.0%               |
| 524      | 93.6% | 1.5%  | 1.2%  | 1.7%  | 0.5% | 0.0% | 0.2% | 0.0%            | 1.2%                        | 0.0%               |
| 525      | 39.2% | 9.9%  | 10.4% | 32.5% | 6.9% | 0.0% | 0.2% | 0.0%            | 0.9%                        | 0.0%               |
| 526      | 9.4%  | 21.1% | 17.3% | 42.9% | 5.3% | 0.0% | 3.0% | 0.0%            | 1.1%                        | 0.0%               |
| 527      | 18.4% | 15.5% | 10.6% | 45.9% | 5.8% | 0.0% | 0.5% | 0.0%            | 3.4%                        | 0.0%               |
| 528      | 34.0% | 11.3% | 6.4%  | 39.4% | 4.3% | 0.0% | 0.7% | 1.8%            | 2.1%                        | 0.0%               |
| 529      | 45.5% | 4.9%  | 15.4% | 29.4% | 1.4% | 0.0% | 0.0% | 2.1%            | 1.4%                        | 0.0%               |
| 530      | 62.7% | 4.7%  | 14.5% | 13.8% | 3.3% | 0.0% | 0.7% | 0.4%            | 0.0%                        | 0.0%               |

Tableau 5: répartition des diagnostics principaux au sein des cliniques (pourcentage)

## 1.5 Nombre de diagnostics supplémentaires

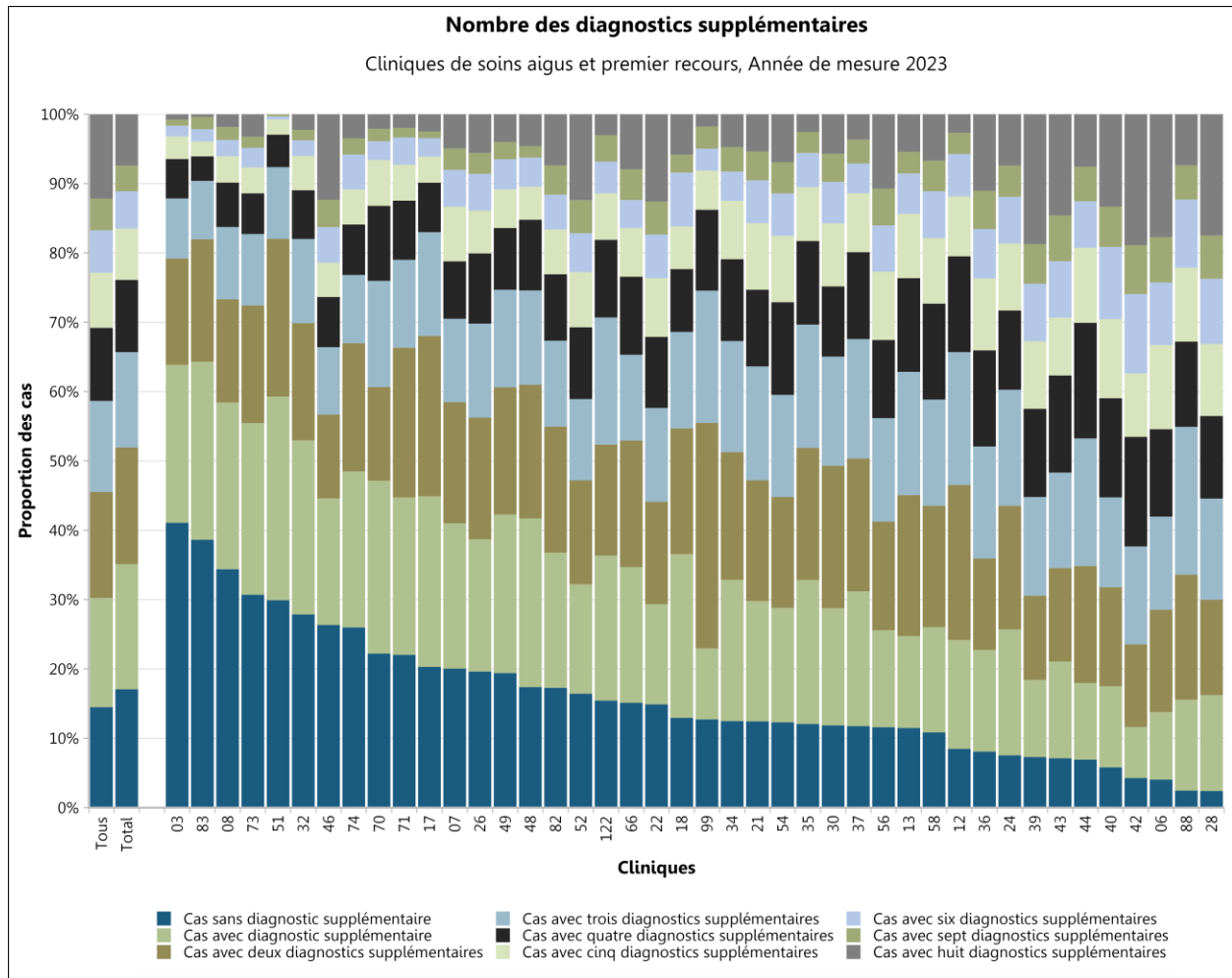


Figure 21: nombre des diagnostics supplémentaires au sein des centres de soins aigus et premier recours



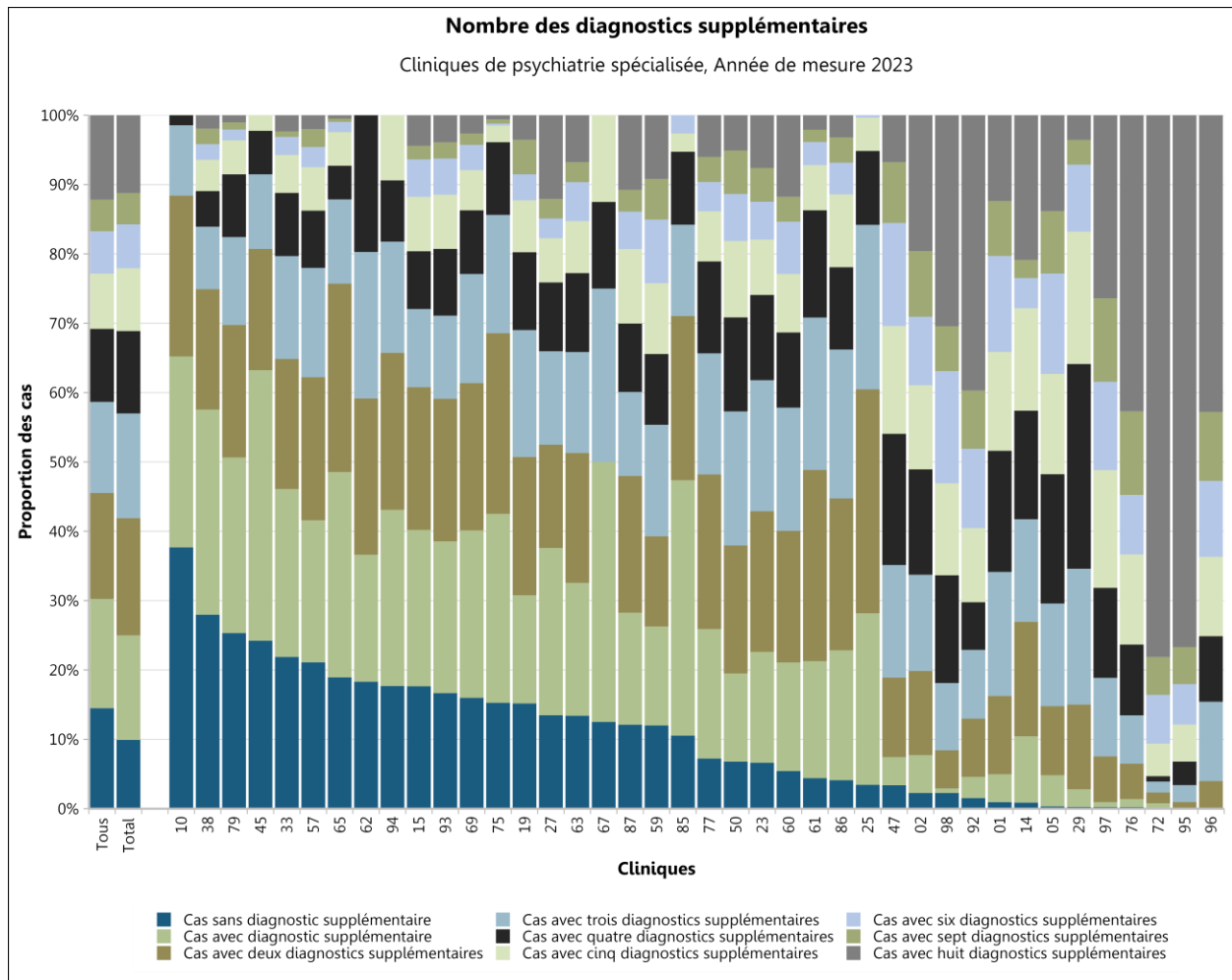


Figure 22: nombre des diagnostics supplémentaires au sein de la psychiatrie spécialisée

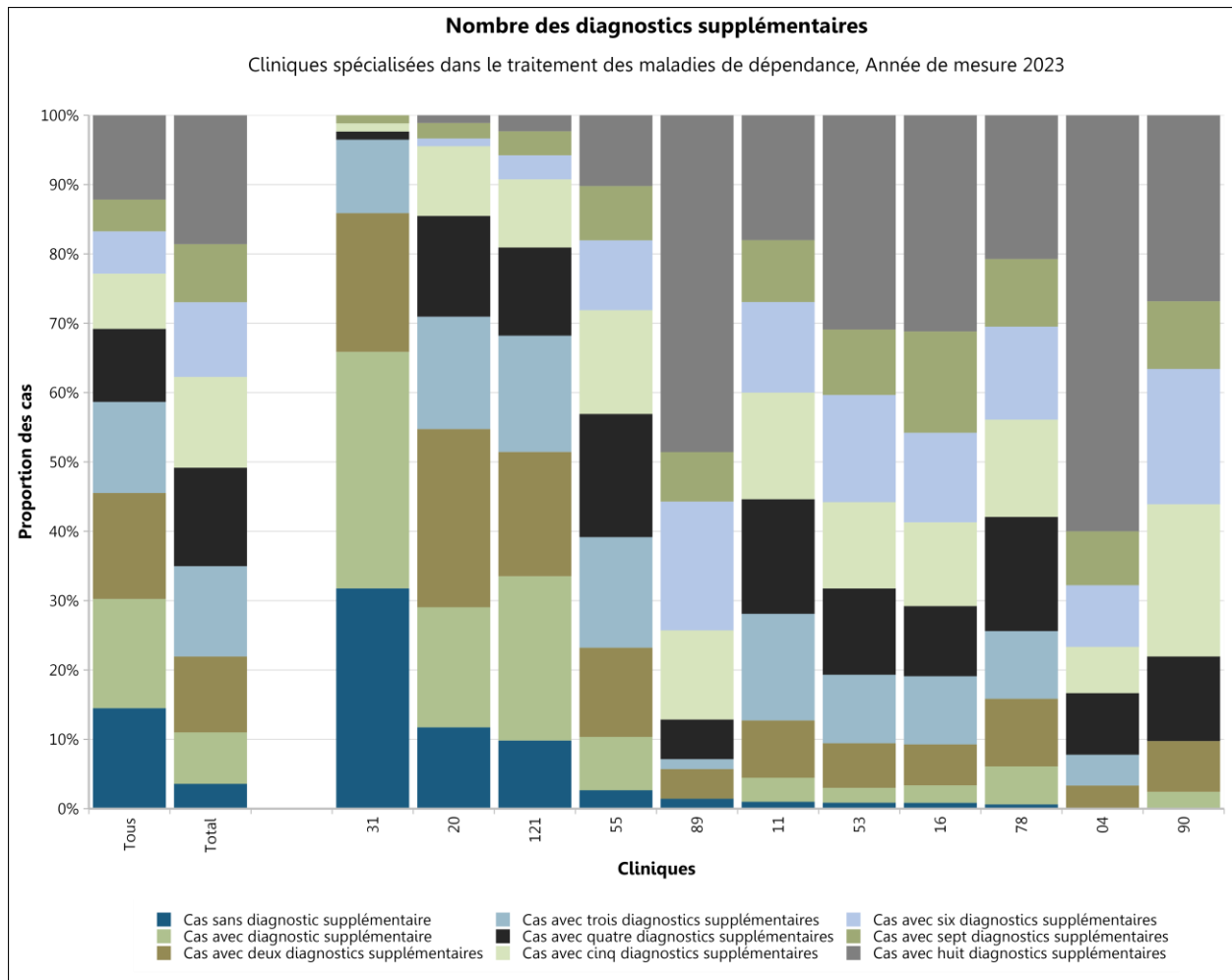


Figure 23: nombre des diagnostics supplémentaires au sein des cliniques spécialisées dans le traitement des maladies de dépendance

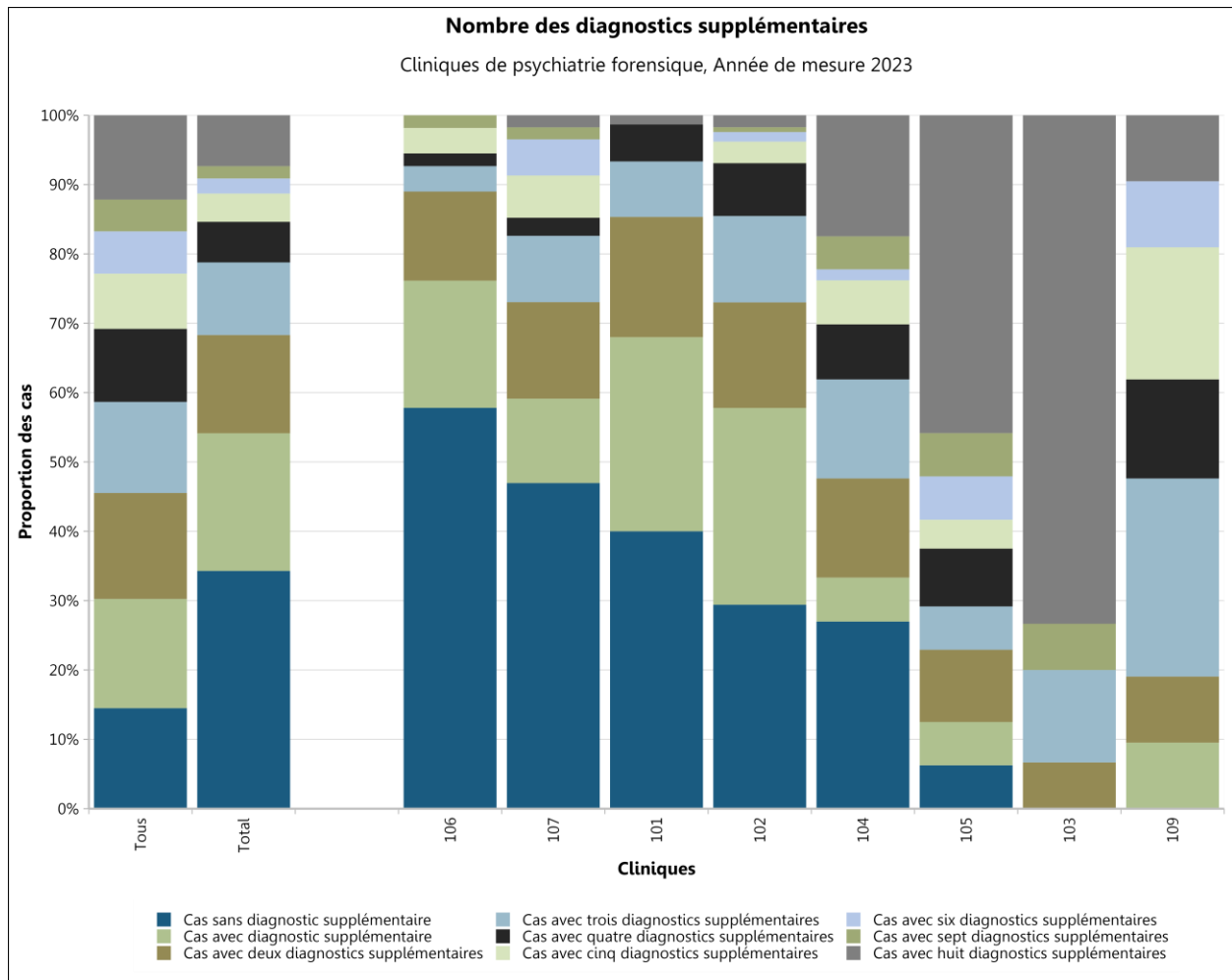


Figure 24: nombre des diagnostics supplémentaires au sein des cliniques de psychiatrie forensique

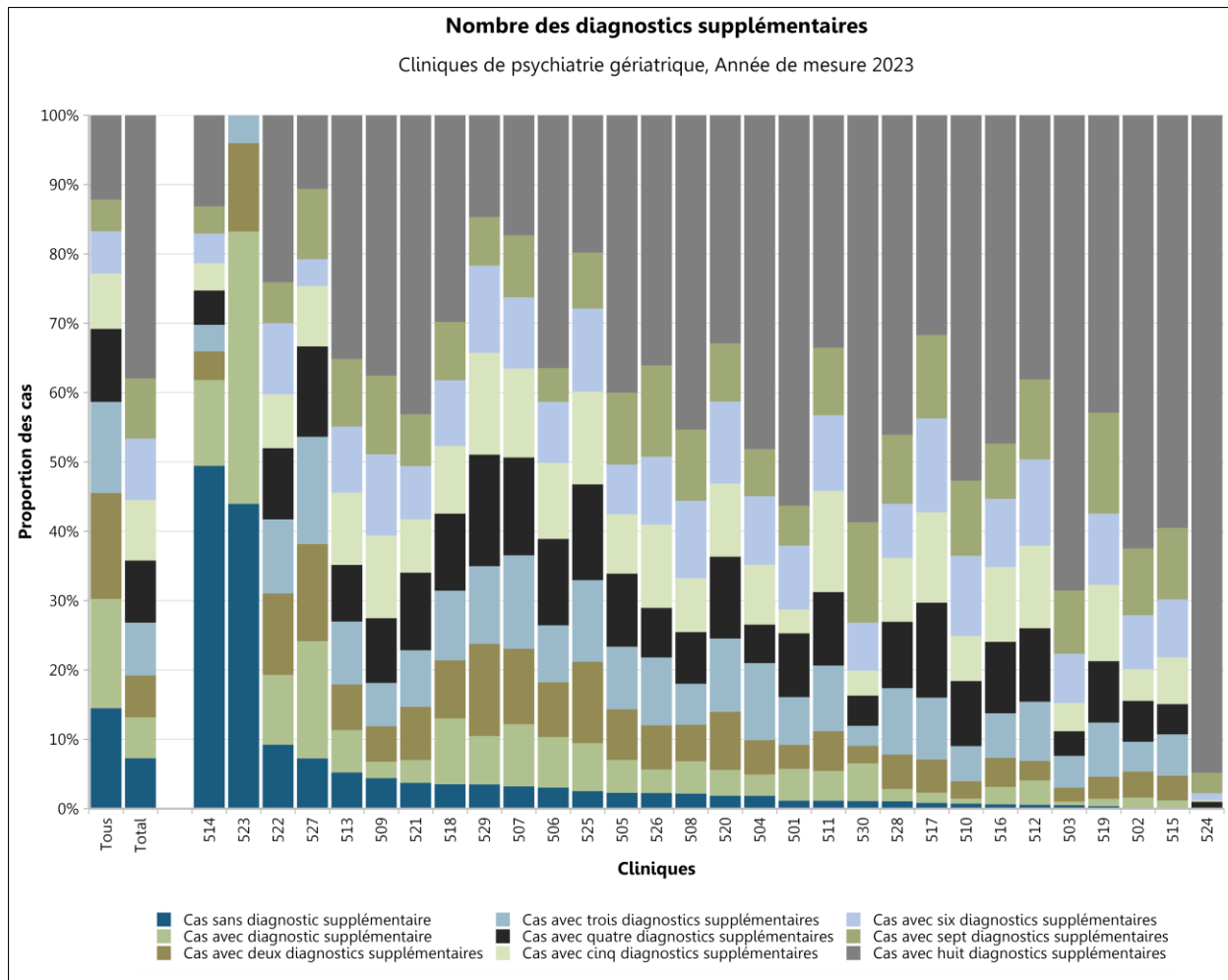


Figure 25: nombre des diagnostics supplémentaires au sein des cliniques de psychiatrie gériatrique

| Clinique                                    |       | Cas sans diagnostic supplémentaire | Cas avec diagnostic supplémentaire | Cas avec deux diagnostics supplémentaires | Cas avec trois diagnostics supplémentaires | Cas avec quatre diagnostics supplémentaires | Cas avec cinq diagnostics supplémentaires | Cas avec six diagnostics supplémentaires | Cas avec sept diagnostics supplémentaires | Cas avec huit diagnostics supplémentaires |
|---|-------|------------------------------------|------------------------------------|---|--|---|---|--|---|---|
| <b>Toutes les cliniques</b>                 |       | <b>12696</b>                       | <b>13809</b>                       | <b>13385</b>                              | <b>11506</b>                               | <b>9228</b>                                 | <b>6977</b>                               | <b>5343</b>                              | <b>4014</b>                               | <b>10657</b>                              |
| Cliniques de soins aigus et premier recours | Total | 10242                              | 10832                              | 10092                                     | 8254                                       | 6250  | 4442                                      | 3228                                     | 2221                                      | 4447                                      |
|   | 03    | 1495                               | 829                                | 558                                       | 315  | 207   | 119                                       | 56                                       | 32  | 28  |
|   | 06    | 34                                 | 82                                 | 124                                       | 113  | 106   | 102                                       | 76                                       | 55  | 149                                       |
|   | 07    | 155                                | 162                                | 135                                       | 93   | 64  | 61  | 41                                       | 24  | 38  |
|   | 08    | 882                                | 617                                | 381                                       | 268  | 164   | 98  | 60                                       | 48  | 47  |
|   | 12    | 108                                | 200                                | 285                                       | 244  | 176   | 110                                       | 78                                       | 39  | 34  |
|   | 13    | 280                                | 323                                | 495                                       | 433  | 329   | 226                                       | 142                                      | 76  | 132                                       |
|   | 17    | 259                                | 314                                | 295                                       | 191  | 91  | 48  | 34                                       | 12  | 32  |
|   | 18    | 40                                 | 73                                 | 56  | 43   | 28  | 19  | 24                                       | 8   | 18  |
|   | 21    | 197                                | 275                                | 276                                       | 260  | 175   | 152                                       | 98                                       | 66  | 85  |
|   | 22    | 433                                | 420                                | 429                                       | 393  | 298   | 246                                       | 183                                      | 138                                       | 366                                       |
|   | 24    | 111                                | 267                                | 262                                       | 246  | 168   | 142                                       | 99                                       | 66  | 109                                       |
|   | 26    | 436                                | 424                                | 390                                       | 301  | 225   | 137                                       | 118                                      | 67  | 124                                       |
|   | 28    | 25                                 | 144                                | 143                                       | 152  | 124   | 108                                       | 98                                       | 65  | 182                                       |
|   | 30    | 196                                | 279                                | 339                                       | 260  | 167   | 150                                       | 99                                       | 67  | 94  |
|   | 32    | 333                                | 300                                | 202                                       | 145  | 84  | 59  | 27                                       | 18  | 27  |
|   | 34    | 166                                | 271                                | 245                                       | 213  | 157   | 112                                       | 56                                       | 47  | 63  |
|   | 35    | 188                                | 324                                | 297                                       | 277  | 188   | 121                                       | 77                                       | 47  | 40  |
|   | 36    | 60                                 | 109                                | 98  | 120  | 103   | 77  | 53                                       | 41  | 82  |
|   | 37    | 228                                | 377                                | 372                                       | 334  | 243   | 165                                       | 83                                       | 67  | 71  |
|   | 39    | 148                                | 226                                | 246                                       | 289  | 258   | 198                                       | 168                                      | 116                                       | 380                                       |
|   | 40    | 78                                 | 157                                | 192                                       | 174  | 192   | 153                                       | 140                                      | 78  | 179                                       |
|   | 42    | 43                                 | 74                                 | 120                                       | 142  | 159   | 92  | 115                                      | 71  | 190                                       |
|   | 43    | 146                                | 286                                | 276                                       | 282  | 287   | 171                                       | 167                                      | 135                                       | 299                                       |
|   | 44    | 32                                 | 51                                 | 78  | 85   | 77  | 50  | 31                                       | 23  | 35  |
|   | 46    | 502                                | 348                                | 230                                       | 185  | 138   | 94  | 98                                       | 75  | 235                                       |
|   | 48    | 128                                | 179                                | 142                                       | 100  | 75  | 35  | 31                                       | 12  | 34  |
|   | 49    | 233                                | 275                                | 220                                       | 169  | 107   | 67  | 52                                       | 30  | 48  |
|   | 51    | 396                                | 389                                | 301                                       | 137  | 62  | 29  | 6  | 4   | 0   |

| Clinique                             | Cas sans diagnostic supplémentaire | Cas avec diagnostic supplémentaire | Cas avec deux diagnostics supplémentaires | Cas avec trois diagnostics supplémentaires | Cas avec quatre diagnostics supplémentaires | Cas avec cinq diagnostics supplémentaires | Cas avec six diagnostics supplémentaires | Cas avec sept diagnostics supplémentaires | Cas avec huit diagnostics supplémentaires |      |
|--------------------------------------|------------------------------------|------------------------------------|---|--|---|---|--|---|---|------|
| 52                                   | 705                                | 677                                | 643                                       | 503  | 444   | 341                                       | 241                                      | 205                                       | 531                                       |      |
| 54                                   | 153                                | 205                                | 199                                       | 183  | 166   | 119                                       | 76                                       | 56  | 86  |      |
| 56                                   | 311                                | 375                                | 420                                       | 400  | 302   | 264                                       | 179                                      | 142                                       | 288                                       |      |
| 58                                   | 219                                | 306                                | 353                                       | 309  | 279   | 191                                       | 136                                      | 89  | 135                                       |      |
| 66                                   | 82                                 | 106                                | 99  | 67   | 61  | 38  | 22                                       | 24  | 43  |      |
| 70                                   | 74                                 | 83                                 | 45  | 51   | 36  | 22  | 9  | 6   | 7   |      |
| 71                                   | 191                                | 197                                | 187                                       | 110  | 74  | 45  | 34                                       | 12  | 17  |      |
| 73                                   | 304                                | 245                                | 168                                       | 102  | 58  | 37  | 28                                       | 16  | 32  |      |
| 74                                   | 232                                | 201                                | 165                                       | 88   | 65  | 45  | 45                                       | 21  | 31  |      |
| 82                                   | 265                                | 299                                | 279                                       | 190  | 147   | 99  | 77                                       | 65  | 113                                       |      |
| 83                                   | 197                                | 131                                | 90  | 43   | 18  | 11  | 9  | 9   | 2   |      |
| 88                                   | 3                                  | 16                                 | 22  | 26   | 15  | 13  | 12                                       | 6   | 9   |      |
| 99                                   | 36                                 | 29                                 | 92  | 54   | 33  | 16  | 9  | 9   | 5   |      |
| 122                                  | 138                                | 187                                | 143                                       | 164  | 100   | 60  | 41                                       | 34  | 27  |      |
| Cliniques de psychiatrie spécialisée | Total                              | 1304                               | 1983                                      | 2223                                       | 1985  | 1564                                      | 1190                                     | 832                                       | 596                                       | 1474 |
| 01                                   | 7                                  | 30                                 | 84  | 133  | 130   | 106                                       | 103                                      | 59  | 92  |      |
| 02                                   | 17                                 | 41                                 | 91  | 104  | 114   | 91  | 74                                       | 71  | 147                                       |      |
| 05                                   | 1                                  | 14                                 | 31  | 46   | 58  | 45  | 45                                       | 28  | 43  |      |
| 10                                   | 26                                 | 19                                 | 16  | 7  | 1   | 0   | 0  | 0   | 0   |      |
| 14                                   | 1                                  | 11                                 | 19  | 17   | 18  | 17  | 5  | 3   | 24  |      |
| 15                                   | 36                                 | 46                                 | 42  | 23   | 17  | 16  | 11                                       | 4   | 9   |      |
| 19                                   | 73                                 | 75                                 | 96  | 88   | 54  | 36  | 18                                       | 24  | 17  |      |
| 23                                   | 34                                 | 82                                 | 104                                       | 97   | 63  | 41  | 28                                       | 25  | 39  |      |
| 25                                   | 10                                 | 72                                 | 94  | 69   | 31  | 14  | 1  | 0   | 0   |      |
| 27                                   | 19                                 | 34                                 | 21  | 19   | 14  | 9   | 4  | 4   | 17  |      |
| 29                                   | 1                                  | 10                                 | 48  | 77   | 116   | 75  | 38                                       | 14  | 14  |      |
| 33                                   | 84                                 | 93                                 | 72  | 57   | 35  | 21  | 10                                       | 3   | 9   |      |
| 38                                   | 87                                 | 92                                 | 54  | 28   | 16  | 14  | 7  | 7   | 6   |      |
| 45                                   | 54                                 | 87                                 | 39  | 24   | 14  | 5   | 0  | 0   | 0   |      |
| 47                                   | 5                                  | 6                                  | 17  | 24   | 28  | 23  | 22                                       | 13  | 10  |      |
| 50                                   | 40                                 | 75                                 | 109                                       | 114  | 80  | 65  | 40                                       | 37  | 30  |      |

| Clinique   | Cas sans diagnostic supplémentaire | Cas avec diagnostic supplémentaire | Cas avec deux diagnostics supplémentaires | Cas avec trois diagnostics supplémentaires | Cas avec quatre diagnostics supplémentaires | Cas avec cinq diagnostics supplémentaires | Cas avec six diagnostics supplémentaires | Cas avec sept diagnostics supplémentaires | Cas avec huit diagnostics supplémentaires |     |
|--|------------------------------------|------------------------------------|---|--|---|---|--|---|---|-----|
| 57   | 138                                | 134                                | 135                                       | 103  | 54  | 41  | 19                                       | 17  | 13  |     |
| 59   | 47                                 | 56                                 | 51  | 63   | 40  | 40  | 36                                       | 23  | 36  |     |
| 60   | 18                                 | 52                                 | 63  | 59   | 36  | 28  | 25                                       | 12  | 39  |     |
| 61   | 25                                 | 96                                 | 157                                       | 125  | 88  | 37  | 19                                       | 10  | 12  |     |
| 62   | 13                                 | 13                                 | 16  | 15   | 14  | 0   | 0  | 0   | 0   |     |
| 63   | 93                                 | 133                                | 130                                       | 101  | 79  | 52  | 39                                       | 20  | 47  |     |
| 65   | 39                                 | 61                                 | 56  | 25   | 10  | 10  | 3  | 1   | 1   |     |
| 67   | 1                                  | 3                                  | 0   | 2  | 1   | 1   | 0  | 0   | 0   |     |
| 69   | 127                                | 192                                | 169                                       | 125  | 73  | 46  | 29                                       | 13  | 21  |     |
| 72   | 0                                  | 1                                  | 2   | 2  | 1   | 6   | 9  | 7   | 100                                       |     |
| 75   | 51                                 | 91                                 | 87  | 57   | 35  | 8   | 1  | 2   | 2   |     |
| 76   | 1                                  | 5                                  | 22  | 30   | 44  | 56  | 37                                       | 52  | 184                                       |     |
| 77   | 12                                 | 31                                 | 37  | 29   | 22  | 12  | 7  | 6   | 10  |     |
| 79   | 98                                 | 98                                 | 74  | 49   | 35  | 19  | 6  | 4   | 4   |     |
| 85   | 4                                  | 14                                 | 9   | 5  | 4   | 1   | 1  | 0   | 0   |     |
| 86   | 9                                  | 41                                 | 48  | 47   | 26  | 23  | 10                                       | 8   | 7   |     |
| 87   | 27                                 | 36                                 | 44  | 27   | 22  | 24  | 12                                       | 7   | 24  |     |
| 92   | 2                                  | 4                                  | 11  | 13   | 9   | 14  | 15                                       | 11  | 52  |     |
| 93   | 64                                 | 84                                 | 79  | 46   | 37  | 30  | 20                                       | 9   | 15  |     |
| 94   | 32                                 | 46                                 | 41  | 29   | 16  | 17  | 0  | 0   | 0   |     |
| 95   | 0                                  | 0                                  | 2   | 5  | 7   | 11  | 12                                       | 11  | 158                                       |     |
| 96   | 0                                  | 0                                  | 8   | 23   | 19  | 23  | 22                                       | 20  | 86  |     |
| 97   | 1                                  | 3                                  | 28  | 48   | 55  | 72  | 54                                       | 51  | 112                                       |     |
| 98   | 7                                  | 2                                  | 17  | 30   | 48  | 41  | 50                                       | 20  | 94  |     |
| Cliniques spécialisées dans le traitement des maladies de dépendance | Total                              | 97                                 | 201                                       | 297  | 353   | 385                                       | 355                                      | 292                                       | 227                                       | 504 |
|  | 04                                 | 0                                  | 0   | 3  | 4   | 8   | 6  | 8   | 7   | 54  |
|  | 11                                 | 6                                  | 21  | 50   | 93  | 100                                       | 93                                       | 79  | 54  | 109 |
|  | 16                                 | 3                                  | 9   | 21   | 35  | 36  | 43                                       | 46  | 52  | 111 |

| Clinique                | Cas sans diagnostic supplémentaire | Cas avec diagnostic supplémentaire | Cas avec deux diagnostics supplémentaires | Cas avec trois diagnostics supplémentaires | Cas avec quatre diagnostics supplémentaires | Cas avec cinq diagnostics supplémentaires | Cas avec six diagnostics supplémentaires | Cas avec sept diagnostics supplémentaires | Cas avec huit diagnostics supplémentaires |      |
|-------------------------|------------------------------------|------------------------------------|---|--|---|---|--|---|---|------|
|                         | 20                                 | 21                                 | 31  | 46   | 29  | 26  | 18                                       | 2   | 4   | 2    |
|                         | 31                                 | 27                                 | 29  | 17   | 9   | 1   | 1  | 0   | 1   | 0    |
|                         | 53                                 | 2                                  | 5   | 15   | 23  | 29  | 29                                       | 36  | 22  | 72   |
|                         | 55                                 | 19                                 | 55  | 92   | 114   | 127                                       | 107                                      | 72  | 56  | 73   |
|                         | 78                                 | 1                                  | 9   | 16   | 16  | 27  | 23                                       | 22  | 16  | 34   |
|                         | 89                                 | 1                                  | 0   | 3  | 1   | 4   | 9  | 13  | 5   | 34   |
|                         | 90                                 | 0                                  | 1   | 3  | 0   | 5   | 9  | 8   | 4   | 11   |
|                         | 121                                | 17                                 | 41  | 31   | 29  | 22  | 17                                       | 6   | 6   | 4    |
| Psychiatrie forensique  | Total                              | 252                                | 146                                       | 104  | 77  | 43  | 30                                       | 16  | 13  | 54   |
|                         | 101                                | 30                                 | 21  | 13   | 6   | 4   | 0  | 0   | 0   | 1    |
|                         | 102                                | 85                                 | 82  | 44   | 36  | 22  | 9  | 4   | 2   | 5    |
|                         | 103                                | 0                                  | 0   | 1  | 2   | 0   | 0  | 0   | 1   | 11   |
|                         | 104                                | 17                                 | 4   | 9  | 9   | 5   | 4  | 1   | 3   | 11   |
|                         | 105                                | 3                                  | 3   | 5  | 3   | 4   | 2  | 3   | 3   | 22   |
|                         | 106                                | 63                                 | 20  | 14   | 4   | 2   | 4  | 0   | 2   | 0    |
|                         | 107                                | 54                                 | 14  | 16   | 11  | 3   | 7  | 6   | 2   | 2    |
|                         | 109                                | 0                                  | 2   | 2  | 6   | 3   | 4  | 2   | 0   | 2    |
| Psychiatrie gériatrique | Total                              | 801                                | 647                                       | 669  | 837   | 986                                       | 960                                      | 975                                       | 957                                       | 4178 |
|                         | 501                                | 1                                  | 4   | 3  | 6   | 8   | 3  | 8   | 5   | 49   |
|                         | 502                                | 0                                  | 6   | 14   | 16  | 22  | 17                                       | 29  | 36  | 233  |
|                         | 503                                | 1                                  | 1   | 4  | 9   | 7   | 8  | 14  | 18  | 135  |
|                         | 504                                | 3                                  | 5   | 8  | 18  | 9   | 14                                       | 16  | 11  | 78   |
|                         | 505                                | 15                                 | 31  | 48   | 59  | 69  | 56                                       | 47  | 68  | 262  |
|                         | 506                                | 10                                 | 24  | 26   | 27  | 41  | 36                                       | 29  | 16  | 120  |
|                         | 507                                | 5                                  | 14  | 17   | 21  | 22  | 20                                       | 16  | 14  | 27   |
|                         | 508                                | 7                                  | 15  | 17   | 19  | 24  | 25                                       | 36  | 33  | 146  |
|                         | 509                                | 24                                 | 13  | 28   | 34  | 51  | 65                                       | 64  | 62  | 205  |
|                         | 510                                | 2                                  | 2   | 7  | 14  | 26  | 18                                       | 32  | 30  | 146  |
|                         | 511                                | 4                                  | 15  | 20   | 33  | 37  | 51                                       | 38  | 34  | 117  |
|                         | 512                                | 3                                  | 19  | 15   | 46  | 57  | 64                                       | 67  | 62  | 205  |
|                         | 513                                | 23                                 | 27  | 29   | 40  | 36  | 46                                       | 42  | 43  | 155  |



| Clinique | Cas sans diagnostic supplémentaire | Cas avec diagnostic supplémentaire | Cas avec deux diagnostics supplémentaires | Cas avec trois diagnostics supplémentaires | Cas avec quatre diagnostics supplémentaires | Cas avec cinq diagnostics supplémentaires | Cas avec six diagnostics supplémentaires | Cas avec sept diagnostics supplémentaires | Cas avec huit diagnostics supplémentaires |
|----------|------------------------------------|------------------------------------|---|--|---|---|--|---|---|
| 514      | 440                                | 110                                | 37  | 34   | 44  | 35  | 38                                       | 35  | 117                                       |
| 515      | 0                                  | 3                                  | 9   | 15   | 11  | 17  | 21                                       | 26  | 150                                       |
| 516      | 4                                  | 16                                 | 27  | 41   | 66  | 69  | 63                                       | 51  | 303                                       |
| 517      | 5                                  | 9                                  | 29  | 54   | 83  | 79  | 82                                       | 73  | 192                                       |
| 518      | 13                                 | 35                                 | 31  | 37   | 41  | 36  | 35                                       | 31  | 110                                       |
| 519      | 1                                  | 3                                  | 9   | 22   | 25  | 31  | 29                                       | 41  | 121                                       |
| 520      | 6                                  | 12                                 | 27  | 34   | 38  | 34  | 38                                       | 27  | 106                                       |
| 521      | 16                                 | 14                                 | 33  | 35   | 48  | 33  | 33                                       | 32  | 185                                       |
| 522      | 44                                 | 48                                 | 56  | 51   | 49  | 37  | 49                                       | 28  | 115                                       |
| 523      | 131                                | 117                                | 38  | 12   | 0   | 0   | 0  | 0   | 0   |
| 524      | 0                                  | 0                                  | 0   | 0  | 4   | 1   | 4  | 12  | 384                                       |
| 525      | 11                                 | 30                                 | 51  | 51   | 60  | 58  | 52                                       | 35  | 86  |
| 526      | 6                                  | 9                                  | 17  | 26   | 19  | 32  | 26                                       | 35  | 96  |
| 527      | 15                                 | 35                                 | 29  | 32   | 27  | 18  | 8  | 21  | 22  |
| 528      | 3                                  | 5                                  | 14  | 27   | 27  | 26  | 22                                       | 28  | 130                                       |
| 529      | 5                                  | 10                                 | 19  | 16   | 23  | 21  | 18                                       | 10  | 21  |
| 530      | 3                                  | 15                                 | 7   | 8  | 12  | 10  | 19                                       | 40  | 162                                       |

Tableau 6: répartition du nombre des diagnostics supplémentaires au sein des cliniques (nombre de cas)

| Clinique                                    |       | Cas sans diagnostic supplémentaire | Cas avec diagnostic supplémentaire | Cas avec deux diagnostics supplémentaires | Cas avec trois diagnostics supplémentaires | Cas avec quatre diagnostics supplémentaires | Cas avec cinq diagnostics supplémentaires | Cas avec six diagnostics supplémentaires | Cas avec sept diagnostics supplémentaires | Cas avec huit diagnostics supplémentaires |
|---|-------|------------------------------------|------------------------------------|---|--|---|---|--|---|---|
| <b>Toutes les cliniques</b>                 |       | <b>14.5%</b>                       | <b>15.8%</b>                       | <b>15.3%</b>                              | <b>13.1%</b>                               | <b>10.5%</b>                                | <b>8.0%</b>                               | <b>6.1%</b>                              | <b>4.6%</b>                               | <b>12.2%</b>                              |
| Cliniques de soins aigus et premier recours | Total | 17.1%                              | 18.1%                              | 16.8%                                     | 13.8%                                      | 10.4%                                       | 7.4%                                      | 5.4%                                     | 3.7%                                      | 7.4%                                      |
|   | 03    | 41.1%                              | 22.8%                              | 15.3%                                     | 8.7%                                       | 5.7%  | 3.3%                                      | 1.5%                                     | 0.9%                                      | 0.8%                                      |
|   | 06    | 4.0%                               | 9.8%                               | 14.7%                                     | 13.4%                                      | 12.6%                                       | 12.1%                                     | 9.0%                                     | 6.5%                                      | 17.7%                                     |
|   | 07    | 20.1%                              | 21.0%                              | 17.5%                                     | 12.0%                                      | 8.3%  | 7.9%                                      | 5.3%                                     | 3.1%                                      | 4.9%                                      |
|   | 08    | 34.4%                              | 24.1%                              | 14.9%                                     | 10.4%                                      | 6.4%  | 3.8%                                      | 2.3%                                     | 1.9%                                      | 1.8%                                      |
|   | 12    | 8.5%                               | 15.7%                              | 22.4%                                     | 19.2%                                      | 13.8%                                       | 8.6%                                      | 6.1%                                     | 3.1%                                      | 2.7%                                      |
|   | 13    | 11.5%                              | 13.3%                              | 20.3%                                     | 17.8%                                      | 13.5%                                       | 9.3%                                      | 5.8%                                     | 3.1%                                      | 5.4%                                      |
|   | 17    | 20.3%                              | 24.6%                              | 23.1%                                     | 15.0%                                      | 7.1%  | 3.8%                                      | 2.7%                                     | 0.9%                                      | 2.5%                                      |
|   | 18    | 12.9%                              | 23.6%                              | 18.1%                                     | 13.9%                                      | 9.1%  | 6.1%                                      | 7.8%                                     | 2.6%                                      | 5.8%                                      |
|   | 21    | 12.4%                              | 17.4%                              | 17.4%                                     | 16.4%                                      | 11.0%                                       | 9.6%                                      | 6.2%                                     | 4.2%                                      | 5.4%                                      |
|   | 22    | 14.9%                              | 14.5%                              | 14.8%                                     | 13.5%                                      | 10.3%                                       | 8.5%                                      | 6.3%                                     | 4.7%                                      | 12.6%                                     |
|   | 24    | 7.6%                               | 18.2%                              | 17.8%                                     | 16.7%                                      | 11.4%                                       | 9.7%                                      | 6.7%                                     | 4.5%                                      | 7.4%                                      |
|   | 26    | 19.6%                              | 19.1%                              | 17.6%                                     | 13.5%                                      | 10.1%                                       | 6.2%                                      | 5.3%                                     | 3.0%                                      | 5.6%                                      |
|   | 28    | 2.4%                               | 13.8%                              | 13.7%                                     | 14.6%                                      | 11.9%                                       | 10.4%                                     | 9.4%                                     | 6.2%                                      | 17.5%                                     |
|   | 30    | 11.9%                              | 16.9%                              | 20.5%                                     | 15.7%                                      | 10.1%                                       | 9.1%                                      | 6.0%                                     | 4.1%                                      | 5.7%                                      |
|   | 32    | 27.9%                              | 25.1%                              | 16.9%                                     | 12.1%                                      | 7.0%  | 4.9%                                      | 2.3%                                     | 1.5%                                      | 2.3%                                      |
|   | 34    | 12.5%                              | 20.4%                              | 18.4%                                     | 16.0%                                      | 11.8%                                       | 8.4%                                      | 4.2%                                     | 3.5%                                      | 4.7%                                      |
|   | 35    | 12.1%                              | 20.8%                              | 19.1%                                     | 17.8%                                      | 12.1%                                       | 7.8%                                      | 4.9%                                     | 3.0%                                      | 2.6%                                      |
|   | 36    | 8.1%                               | 14.7%                              | 13.2%                                     | 16.2%                                      | 13.9%                                       | 10.4%                                     | 7.1%                                     | 5.5%                                      | 11.0%                                     |
|   | 37    | 11.8%                              | 19.4%                              | 19.2%                                     | 17.2%                                      | 12.5%                                       | 8.5%                                      | 4.3%                                     | 3.5%                                      | 3.7%                                      |
|   | 39    | 7.3%                               | 11.1%                              | 12.1%                                     | 14.2%                                      | 12.7%                                       | 9.8%                                      | 8.3%                                     | 5.7%                                      | 18.7%                                     |
|   | 40    | 5.8%                               | 11.7%                              | 14.3%                                     | 13.0%                                      | 14.3%                                       | 11.4%                                     | 10.4%                                    | 5.8%                                      | 13.3%                                     |
|   | 42    | 4.3%                               | 7.4%                               | 11.9%                                     | 14.1%                                      | 15.8%                                       | 9.1%                                      | 11.4%                                    | 7.1%                                      | 18.9%                                     |
| 43  | 7.1%  | 14.0%                              | 13.5%                              | 13.8%                                     | 14.0%                                      | 8.3%  | 8.2%                                      | 6.6%                                     | 14.6%                                     |   |
| 44  | 6.9%  | 11.0%                              | 16.9%                              | 18.4%                                     | 16.7%                                      | 10.8%                                       | 6.7%                                      | 5.0%                                     | 7.6%                                      |   |
| 46  | 26.4% | 18.3%                              | 12.1%                              | 9.7%                                      | 7.2%                                       | 4.9%  | 5.1%                                      | 3.9%                                     | 12.3%                                     |   |
| 48  | 17.4% | 24.3%                              | 19.3%                              | 13.6%                                     | 10.2%                                      | 4.8%  | 4.2%                                      | 1.6%                                     | 4.6%                                      |   |
| 49  | 19.4% | 22.9%                              | 18.3%                              | 14.1%                                     | 8.9%                                       | 5.6%  | 4.3%                                      | 2.5%                                     | 4.0%                                      |   |
| 51  | 29.9% | 29.4%                              | 22.7%                              | 10.3%                                     | 4.7%                                       | 2.2%  | 0.5%                                      | 0.3%                                     | 0.0%                                      |   |

| Clinique                             | Cas sans diagnostic supplémentaire | Cas avec diagnostic supplémentaire | Cas avec deux diagnostics supplémentaires | Cas avec trois diagnostics supplémentaires | Cas avec quatre diagnostics supplémentaires | Cas avec cinq diagnostics supplémentaires | Cas avec six diagnostics supplémentaires | Cas avec sept diagnostics supplémentaires | Cas avec huit diagnostics supplémentaires |       |
|--------------------------------------|------------------------------------|------------------------------------|---|--|---|---|--|---|---|-------|
|                                      | 52                                 | 16.4%                              | 15.8%                                     | 15.0%                                      | 11.7%                                       | 10.3%                                     | 7.9%                                     | 5.6%                                      | 4.8%                                      | 12.4% |
|                                      | 54                                 | 12.3%                              | 16.5%                                     | 16.0%                                      | 14.7%                                       | 13.4%                                     | 9.6%                                     | 6.1%                                      | 4.5%                                      | 6.9%  |
|                                      | 56                                 | 11.6%                              | 14.0%                                     | 15.7%                                      | 14.9%                                       | 11.3%                                     | 9.8%                                     | 6.7%                                      | 5.3%                                      | 10.7% |
|                                      | 58                                 | 10.9%                              | 15.2%                                     | 17.5%                                      | 15.3%                                       | 13.8%                                     | 9.5%                                     | 6.7%                                      | 4.4%                                      | 6.7%  |
|                                      | 66                                 | 15.1%                              | 19.6%                                     | 18.3%                                      | 12.4%                                       | 11.3%                                     | 7.0%                                     | 4.1%                                      | 4.4%                                      | 7.9%  |
|                                      | 70                                 | 22.2%                              | 24.9%                                     | 13.5%                                      | 15.3%                                       | 10.8%                                     | 6.6%                                     | 2.7%                                      | 1.8%                                      | 2.1%  |
|                                      | 71                                 | 22.0%                              | 22.7%                                     | 21.6%                                      | 12.7%                                       | 8.5%                                      | 5.2%                                     | 3.9%                                      | 1.4%                                      | 2.0%  |
|                                      | 73                                 | 30.7%                              | 24.7%                                     | 17.0%                                      | 10.3%                                       | 5.9%                                      | 3.7%                                     | 2.8%                                      | 1.6%                                      | 3.2%  |
|                                      | 74                                 | 26.0%                              | 22.5%                                     | 18.5%                                      | 9.9%  | 7.3%                                      | 5.0%                                     | 5.0%                                      | 2.4%                                      | 3.5%  |
|                                      | 82                                 | 17.3%                              | 19.5%                                     | 18.2%                                      | 12.4%                                       | 9.6%                                      | 6.5%                                     | 5.0%                                      | 4.2%                                      | 7.4%  |
|                                      | 83                                 | 38.6%                              | 25.7%                                     | 17.6%                                      | 8.4%  | 3.5%                                      | 2.2%                                     | 1.8%                                      | 1.8%                                      | 0.4%  |
|                                      | 88                                 | 2.5%                               | 13.1%                                     | 18.0%                                      | 21.3%                                       | 12.3%                                     | 10.7%                                    | 9.8%                                      | 4.9%                                      | 7.4%  |
|                                      | 99                                 | 12.7%                              | 10.2%                                     | 32.5%                                      | 19.1%                                       | 11.7%                                     | 5.7%                                     | 3.2%                                      | 3.2%                                      | 1.8%  |
|                                      | 122                                | 15.4%                              | 20.9%                                     | 16.0%                                      | 18.3%                                       | 11.2%                                     | 6.7%                                     | 4.6%                                      | 3.8%                                      | 3.0%  |
| Cliniques de psychiatrie spécialisée | Total                              | 9.9%                               | 15.1%                                     | 16.9%                                      | 15.1%                                       | 11.9%                                     | 9.0%                                     | 6.3%                                      | 4.5%                                      | 11.2% |
|                                      | 01                                 | 0.9%                               | 4.0%                                      | 11.3%                                      | 17.9%                                       | 17.5%                                     | 14.2%                                    | 13.8%                                     | 7.9%                                      | 12.4% |
|                                      | 02                                 | 2.3%                               | 5.5%                                      | 12.1%                                      | 13.9%                                       | 15.2%                                     | 12.1%                                    | 9.9%                                      | 9.5%                                      | 19.6% |
|                                      | 05                                 | 0.3%                               | 4.5%                                      | 10.0%                                      | 14.8%                                       | 18.6%                                     | 14.5%                                    | 14.5%                                     | 9.0%                                      | 13.8% |
|                                      | 10                                 | 37.7%                              | 27.5%                                     | 23.2%                                      | 10.1%                                       | 1.4%                                      | 0.0%                                     | 0.0%                                      | 0.0%                                      | 0.0%  |
|                                      | 14                                 | 0.9%                               | 9.6%                                      | 16.5%                                      | 14.8%                                       | 15.7%                                     | 14.8%                                    | 4.3%                                      | 2.6%                                      | 20.9% |
|                                      | 15                                 | 17.6%                              | 22.5%                                     | 20.6%                                      | 11.3%                                       | 8.3%                                      | 7.8%                                     | 5.4%                                      | 2.0%                                      | 4.4%  |
|                                      | 19                                 | 15.2%                              | 15.6%                                     | 20.0%                                      | 18.3%                                       | 11.2%                                     | 7.5%                                     | 3.7%                                      | 5.0%                                      | 3.5%  |
|                                      | 23                                 | 6.6%                               | 16.0%                                     | 20.3%                                      | 18.9%                                       | 12.3%                                     | 8.0%                                     | 5.5%                                      | 4.9%                                      | 7.6%  |
|                                      | 25                                 | 3.4%                               | 24.7%                                     | 32.3%                                      | 23.7%                                       | 10.7%                                     | 4.8%                                     | 0.3%                                      | 0.0%                                      | 0.0%  |
|                                      | 27                                 | 13.5%                              | 24.1%                                     | 14.9%                                      | 13.5%                                       | 9.9%                                      | 6.4%                                     | 2.8%                                      | 2.8%                                      | 12.1% |
|                                      | 29                                 | 0.3%                               | 2.5%                                      | 12.2%                                      | 19.6%                                       | 29.5%                                     | 19.1%                                    | 9.7%                                      | 3.6%                                      | 3.6%  |
|                                      | 33                                 | 21.9%                              | 24.2%                                     | 18.8%                                      | 14.8%                                       | 9.1%                                      | 5.5%                                     | 2.6%                                      | 0.8%                                      | 2.3%  |
|                                      | 38                                 | 28.0%                              | 29.6%                                     | 17.4%                                      | 9.0%  | 5.1%                                      | 4.5%                                     | 2.3%                                      | 2.3%                                      | 1.9%  |
|                                      | 45                                 | 24.2%                              | 39.0%                                     | 17.5%                                      | 10.8%                                       | 6.3%                                      | 2.2%                                     | 0.0%                                      | 0.0%                                      | 0.0%  |
| 47                                   | 3.4%                               | 4.1%                               | 11.5%                                     | 16.2%                                      | 18.9%                                       | 15.5%                                     | 14.9%                                    | 8.8%                                      | 6.8%                                      |       |
| 50                                   | 6.8%                               | 12.7%                              | 18.5%                                     | 19.3%                                      | 13.6%                                       | 11.0%                                     | 6.8%                                     | 6.3%                                      | 5.1%                                      |       |

| Clinique   | Cas sans diagnostic supplémentaire | Cas avec diagnostic supplémentaire | Cas avec deux diagnostics supplémentaires | Cas avec trois diagnostics supplémentaires | Cas avec quatre diagnostics supplémentaires | Cas avec cinq diagnostics supplémentaires | Cas avec six diagnostics supplémentaires | Cas avec sept diagnostics supplémentaires | Cas avec huit diagnostics supplémentaires |       |
|--|------------------------------------|------------------------------------|---|--|---|---|--|---|---|-------|
| 57   | 21.1%                              | 20.5%                              | 20.6%                                     | 15.7%                                      | 8.3%  | 6.3%                                      | 2.9%                                     | 2.6%                                      | 2.0%                                      |       |
| 59   | 12.0%                              | 14.3%                              | 13.0%                                     | 16.1%                                      | 10.2%                                       | 10.2%                                     | 9.2%                                     | 5.9%                                      | 9.2%                                      |       |
| 60   | 5.4%                               | 15.7%                              | 19.0%                                     | 17.8%                                      | 10.8%                                       | 8.4%                                      | 7.5%                                     | 3.6%                                      | 11.7%                                     |       |
| 61   | 4.4%                               | 16.9%                              | 27.6%                                     | 22.0%                                      | 15.5%                                       | 6.5%                                      | 3.3%                                     | 1.8%                                      | 2.1%                                      |       |
| 62   | 18.3%                              | 18.3%                              | 22.5%                                     | 21.1%                                      | 19.7%                                       | 0.0%                                      | 0.0%                                     | 0.0%                                      | 0.0%                                      |       |
| 63   | 13.4%                              | 19.2%                              | 18.7%                                     | 14.6%                                      | 11.4%                                       | 7.5%                                      | 5.6%                                     | 2.9%                                      | 6.8%                                      |       |
| 65   | 18.9%                              | 29.6%                              | 27.2%                                     | 12.1%                                      | 4.9%  | 4.9%                                      | 1.5%                                     | 0.5%                                      | 0.5%                                      |       |
| 67   | 12.5%                              | 37.5%                              | 0.0%                                      | 25.0%                                      | 12.5%                                       | 12.5%                                     | 0.0%                                     | 0.0%                                      | 0.0%                                      |       |
| 69   | 16.0%                              | 24.2%                              | 21.3%                                     | 15.7%                                      | 9.2%  | 5.8%                                      | 3.6%                                     | 1.6%                                      | 2.6%                                      |       |
| 72   | 0.0%                               | 0.8%                               | 1.6%                                      | 1.6%                                       | 0.8%  | 4.7%                                      | 7.0%                                     | 5.5%                                      | 78.1%                                     |       |
| 75   | 15.3%                              | 27.2%                              | 26.0%                                     | 17.1%                                      | 10.5%                                       | 2.4%                                      | 0.3%                                     | 0.6%                                      | 0.6%                                      |       |
| 76   | 0.2%                               | 1.2%                               | 5.1%                                      | 7.0%                                       | 10.2%                                       | 13.0%                                     | 8.6%                                     | 12.1%                                     | 42.7%                                     |       |
| 77   | 7.2%                               | 18.7%                              | 22.3%                                     | 17.5%                                      | 13.3%                                       | 7.2%                                      | 4.2%                                     | 3.6%                                      | 6.0%                                      |       |
| 79   | 25.3%                              | 25.3%                              | 19.1%                                     | 12.7%                                      | 9.0%  | 4.9%                                      | 1.6%                                     | 1.0%                                      | 1.0%                                      |       |
| 85   | 10.5%                              | 36.8%                              | 23.7%                                     | 13.2%                                      | 10.5%                                       | 2.6%                                      | 2.6%                                     | 0.0%                                      | 0.0%                                      |       |
| 86   | 4.1%                               | 18.7%                              | 21.9%                                     | 21.5%                                      | 11.9%                                       | 10.5%                                     | 4.6%                                     | 3.7%                                      | 3.2%                                      |       |
| 87   | 12.1%                              | 16.1%                              | 19.7%                                     | 12.1%                                      | 9.9%  | 10.8%                                     | 5.4%                                     | 3.1%                                      | 10.8%                                     |       |
| 92   | 1.5%                               | 3.1%                               | 8.4%                                      | 9.9%                                       | 6.9%  | 10.7%                                     | 11.5%                                    | 8.4%                                      | 39.7%                                     |       |
| 93   | 16.7%                              | 21.9%                              | 20.6%                                     | 12.0%                                      | 9.6%  | 7.8%                                      | 5.2%                                     | 2.3%                                      | 3.9%                                      |       |
| 94   | 17.7%                              | 25.4%                              | 22.7%                                     | 16.0%                                      | 8.8%  | 9.4%                                      | 0.0%                                     | 0.0%                                      | 0.0%                                      |       |
| 95   | 0.0%                               | 0.0%                               | 1.0%                                      | 2.4%                                       | 3.4%  | 5.3%                                      | 5.8%                                     | 5.3%                                      | 76.7%                                     |       |
| 96   | 0.0%                               | 0.0%                               | 4.0%                                      | 11.4%                                      | 9.5%  | 11.4%                                     | 10.9%                                    | 10.0%                                     | 42.8%                                     |       |
| 97   | 0.2%                               | 0.7%                               | 6.6%                                      | 11.3%                                      | 13.0%                                       | 17.0%                                     | 12.7%                                    | 12.0%                                     | 26.4%                                     |       |
| 98   | 2.3%                               | 0.6%                               | 5.5%                                      | 9.7%                                       | 15.5%                                       | 13.3%                                     | 16.2%                                    | 6.5%                                      | 30.4%                                     |       |
| Cliniques spécialisées dans le traitement des maladies de dépendance | Total                              | 3.6%                               | 7.4%                                      | 11.0%                                      | 13.0%                                       | 14.2%                                     | 13.1%                                    | 10.8%                                     | 8.4%                                      | 18.6% |
|  | 04                                 | 0.0%                               | 0.0%                                      | 3.3%                                       | 4.4%  | 8.9%                                      | 6.7%                                     | 8.9%                                      | 7.8%                                      | 60.0% |
|  | 11                                 | 1.0%                               | 3.5%                                      | 8.3%                                       | 15.4%                                       | 16.5%                                     | 15.4%                                    | 13.1%                                     | 8.9%                                      | 18.0% |
|  | 16                                 | 0.8%                               | 2.5%                                      | 5.9%                                       | 9.8%  | 10.1%                                     | 12.1%                                    | 12.9%                                     | 14.6%                                     | 31.2% |
|  | 20                                 | 11.7%                              | 17.3%                                     | 25.7%                                      | 16.2%                                       | 14.5%                                     | 10.1%                                    | 1.1%                                      | 2.2%                                      | 1.1%  |

| Clinique                |       | Cas sans diagnostic supplémentaire | Cas avec diagnostic supplémentaire | Cas avec deux diagnostics supplémentaires | Cas avec trois diagnostics supplémentaires | Cas avec quatre diagnostics supplémentaires | Cas avec cinq diagnostics supplémentaires | Cas avec six diagnostics supplémentaires | Cas avec sept diagnostics supplémentaires | Cas avec huit diagnostics supplémentaires |
|-------------------------|-------|------------------------------------|------------------------------------|---|--|---|---|--|---|---|
|                         | 31    | 31.8%                              | 34.1%                              | 20.0%                                     | 10.6%                                      | 1.2%  | 1.2%                                      | 0.0%                                     | 1.2%                                      | 0.0%                                      |
|                         | 53    | 0.9%                               | 2.1%                               | 6.4%                                      | 9.9%                                       | 12.4%                                       | 12.4%                                     | 15.5%                                    | 9.4%                                      | 30.9%                                     |
|                         | 55    | 2.7%                               | 7.7%                               | 12.9%                                     | 15.9%                                      | 17.8%                                       | 15.0%                                     | 10.1%                                    | 7.8%                                      | 10.2%                                     |
|                         | 78    | 0.6%                               | 5.5%                               | 9.8%                                      | 9.8%                                       | 16.5%                                       | 14.0%                                     | 13.4%                                    | 9.8%                                      | 20.7%                                     |
|                         | 89    | 1.4%                               | 0.0%                               | 4.3%                                      | 1.4%                                       | 5.7%  | 12.9%                                     | 18.6%                                    | 7.1%                                      | 48.6%                                     |
|                         | 90    | 0.0%                               | 2.4%                               | 7.3%                                      | 0.0%                                       | 12.2%                                       | 22.0%                                     | 19.5%                                    | 9.8%                                      | 26.8%                                     |
|                         | 121   | 9.8%                               | 23.7%                              | 17.9%                                     | 16.8%                                      | 12.7%                                       | 9.8%                                      | 3.5%                                     | 3.5%                                      | 2.3%                                      |
| Psychiatrie forensique  | Total | 34.3%                              | 19.9%                              | 14.1%                                     | 10.5%                                      | 5.9%  | 4.1%                                      | 2.2%                                     | 1.8%                                      | 7.3%                                      |
|                         | 101   | 40.0%                              | 28.0%                              | 17.3%                                     | 8.0%                                       | 5.3%  | 0.0%                                      | 0.0%                                     | 0.0%                                      | 1.3%                                      |
|                         | 102   | 29.4%                              | 28.4%                              | 15.2%                                     | 12.5%                                      | 7.6%  | 3.1%                                      | 1.4%                                     | 0.7%                                      | 1.7%                                      |
|                         | 103   | 0.0%                               | 0.0%                               | 6.7%                                      | 13.3%                                      | 0.0%  | 0.0%                                      | 0.0%                                     | 6.7%                                      | 73.3%                                     |
|                         | 104   | 27.0%                              | 6.3%                               | 14.3%                                     | 14.3%                                      | 7.9%  | 6.3%                                      | 1.6%                                     | 4.8%                                      | 17.5%                                     |
|                         | 105   | 6.2%                               | 6.2%                               | 10.4%                                     | 6.2%                                       | 8.3%  | 4.2%                                      | 6.2%                                     | 6.2%                                      | 45.8%                                     |
|                         | 106   | 57.8%                              | 18.3%                              | 12.8%                                     | 3.7%                                       | 1.8%  | 3.7%                                      | 0.0%                                     | 1.8%                                      | 0.0%                                      |
|                         | 107   | 47.0%                              | 12.2%                              | 13.9%                                     | 9.6%                                       | 2.6%  | 6.1%                                      | 5.2%                                     | 1.7%                                      | 1.7%                                      |
|                         | 109   | 0.0%                               | 9.5%                               | 9.5%                                      | 28.6%                                      | 14.3%                                       | 19.0%                                     | 9.5%                                     | 0.0%                                      | 9.5%                                      |
| Psychiatrie gériatrique | Total | 7.3%                               | 5.9%                               | 6.1%                                      | 7.6%                                       | 9.0%  | 8.7%                                      | 8.9%                                     | 8.7%                                      | 37.9%                                     |
|                         | 501   | 1.1%                               | 4.6%                               | 3.4%                                      | 6.9%                                       | 9.2%  | 3.4%                                      | 9.2%                                     | 5.7%                                      | 56.3%                                     |
|                         | 502   | 0.0%                               | 1.6%                               | 3.8%                                      | 4.3%                                       | 5.9%  | 4.6%                                      | 7.8%                                     | 9.7%                                      | 62.5%                                     |
|                         | 503   | 0.5%                               | 0.5%                               | 2.0%                                      | 4.6%                                       | 3.6%  | 4.1%                                      | 7.1%                                     | 9.1%                                      | 68.5%                                     |
|                         | 504   | 1.9%                               | 3.1%                               | 4.9%                                      | 11.1%                                      | 5.6%  | 8.6%                                      | 9.9%                                     | 6.8%                                      | 48.1%                                     |
|                         | 505   | 2.3%                               | 4.7%                               | 7.3%                                      | 9.0%                                       | 10.5%                                       | 8.5%                                      | 7.2%                                     | 10.4%                                     | 40.0%                                     |
|                         | 506   | 3.0%                               | 7.3%                               | 7.9%                                      | 8.2%                                       | 12.5%                                       | 10.9%                                     | 8.8%                                     | 4.9%                                      | 36.5%                                     |
|                         | 507   | 3.2%                               | 9.0%                               | 10.9%                                     | 13.5%                                      | 14.1%                                       | 12.8%                                     | 10.3%                                    | 9.0%                                      | 17.3%                                     |
|                         | 508   | 2.2%                               | 4.7%                               | 5.3%                                      | 5.9%                                       | 7.5%  | 7.8%                                      | 11.2%                                    | 10.2%                                     | 45.3%                                     |
|                         | 509   | 4.4%                               | 2.4%                               | 5.1%                                      | 6.2%                                       | 9.3%  | 11.9%                                     | 11.7%                                    | 11.4%                                     | 37.5%                                     |
|                         | 510   | 0.7%                               | 0.7%                               | 2.5%                                      | 5.1%                                       | 9.4%  | 6.5%                                      | 11.6%                                    | 10.8%                                     | 52.7%                                     |
|                         | 511   | 1.1%                               | 4.3%                               | 5.7%                                      | 9.5%                                       | 10.6%                                       | 14.6%                                     | 10.9%                                    | 9.7%                                      | 33.5%                                     |
|                         | 512   | 0.6%                               | 3.5%                               | 2.8%                                      | 8.6%                                       | 10.6%                                       | 11.9%                                     | 12.5%                                    | 11.5%                                     | 38.1%                                     |
|                         | 513   | 5.2%                               | 6.1%                               | 6.6%                                      | 9.1%                                       | 8.2%  | 10.4%                                     | 9.5%                                     | 9.8%                                      | 35.1%                                     |
|                         | 514   | 49.4%                              | 12.4%                              | 4.2%                                      | 3.8%                                       | 4.9%  | 3.9%                                      | 4.3%                                     | 3.9%                                      | 13.1%                                     |

| Clinique | Cas sans diagnostic supplémentaire | Cas avec diagnostic supplémentaire | Cas avec deux diagnostics supplémentaires | Cas avec trois diagnostics supplémentaires | Cas avec quatre diagnostics supplémentaires | Cas avec cinq diagnostics supplémentaires | Cas avec six diagnostics supplémentaires | Cas avec sept diagnostics supplémentaires | Cas avec huit diagnostics supplémentaires |
|----------|------------------------------------|------------------------------------|---|--|---|---|--|---|---|
| 515      | 0.0%                               | 1.2%                               | 3.6%                                      | 6.0%                                       | 4.4%  | 6.7%                                      | 8.3%                                     | 10.3%                                     | 59.5%                                     |
| 516      | 0.6%                               | 2.5%                               | 4.2%                                      | 6.4%                                       | 10.3%                                       | 10.8%                                     | 9.8%                                     | 8.0%                                      | 47.3%                                     |
| 517      | 0.8%                               | 1.5%                               | 4.8%                                      | 8.9%                                       | 13.7%                                       | 13.0%                                     | 13.5%                                    | 12.0%                                     | 31.7%                                     |
| 518      | 3.5%                               | 9.5%                               | 8.4%                                      | 10.0%                                      | 11.1%                                       | 9.8%                                      | 9.5%                                     | 8.4%                                      | 29.8%                                     |
| 519      | 0.4%                               | 1.1%                               | 3.2%                                      | 7.8%                                       | 8.9%  | 11.0%                                     | 10.3%                                    | 14.5%                                     | 42.9%                                     |
| 520      | 1.9%                               | 3.7%                               | 8.4%                                      | 10.6%                                      | 11.8%                                       | 10.6%                                     | 11.8%                                    | 8.4%                                      | 32.9%                                     |
| 521      | 3.7%                               | 3.3%                               | 7.7%                                      | 8.2%                                       | 11.2%                                       | 7.7%                                      | 7.7%                                     | 7.5%                                      | 43.1%                                     |
| 522      | 9.2%                               | 10.1%                              | 11.7%                                     | 10.7%                                      | 10.3%                                       | 7.8%                                      | 10.3%                                    | 5.9%                                      | 24.1%                                     |
| 523      | 44.0%                              | 39.3%                              | 12.8%                                     | 4.0%                                       | 0.0%  | 0.0%                                      | 0.0%                                     | 0.0%                                      | 0.0%                                      |
| 524      | 0.0%                               | 0.0%                               | 0.0%                                      | 0.0%                                       | 1.0%  | 0.2%                                      | 1.0%                                     | 3.0%                                      | 94.8%                                     |
| 525      | 2.5%                               | 6.9%                               | 11.8%                                     | 11.8%                                      | 13.8%                                       | 13.4%                                     | 12.0%                                    | 8.1%                                      | 19.8%                                     |
| 526      | 2.3%                               | 3.4%                               | 6.4%                                      | 9.8%                                       | 7.1%  | 12.0%                                     | 9.8%                                     | 13.2%                                     | 36.1%                                     |
| 527      | 7.2%                               | 16.9%                              | 14.0%                                     | 15.5%                                      | 13.0%                                       | 8.7%                                      | 3.9%                                     | 10.1%                                     | 10.6%                                     |
| 528      | 1.1%                               | 1.8%                               | 5.0%                                      | 9.6%                                       | 9.6%  | 9.2%                                      | 7.8%                                     | 9.9%                                      | 46.1%                                     |
| 529      | 3.5%                               | 7.0%                               | 13.3%                                     | 11.2%                                      | 16.1%                                       | 14.7%                                     | 12.6%                                    | 7.0%                                      | 14.7%                                     |
| 530      | 1.1%                               | 5.4%                               | 2.5%                                      | 2.9%                                       | 4.3%  | 3.6%                                      | 6.9%                                     | 14.5%                                     | 58.7%                                     |

Tableau 7: répartition du nombre des diagnostics supplémentaires au sein des cliniques (pourcentage)

## 1.6 Degré de gravité à l'admission (score global HoNOS) au sein des cliniques

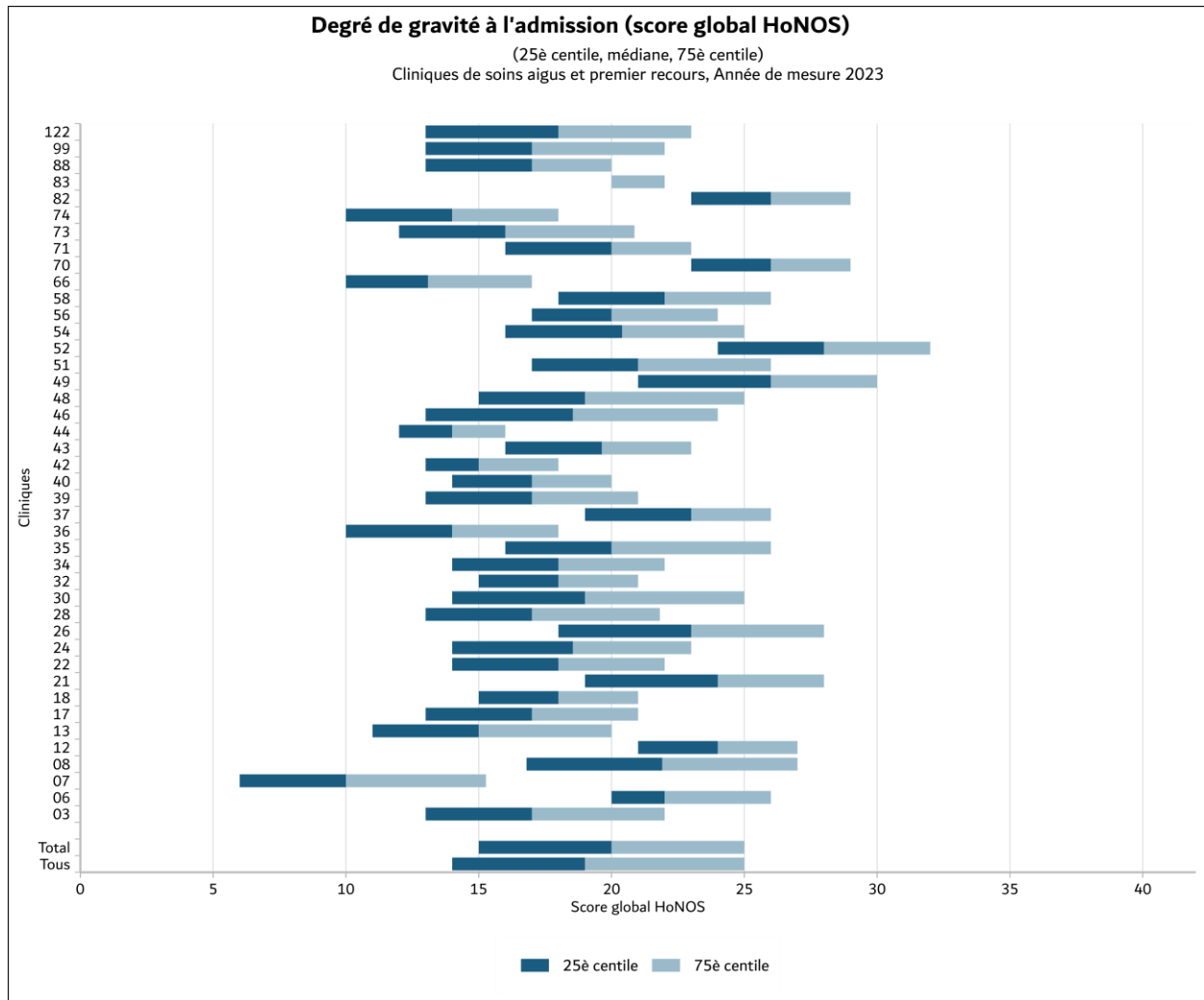


Figure 26: degré de gravité à l'admission (score global HoNOS) au sein des centres de soins aigus et premier recours

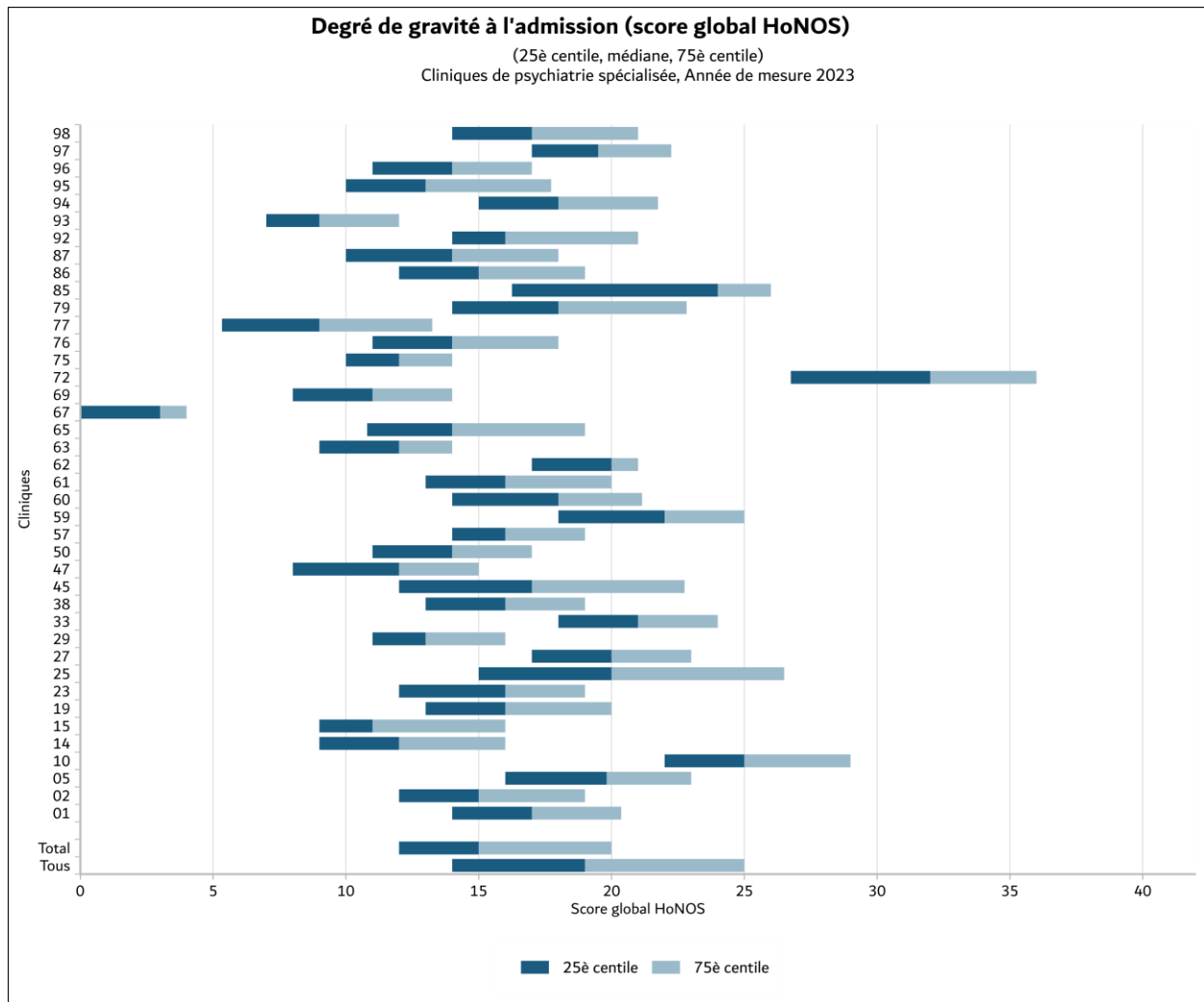


Figure 27: degré de gravité à l'admission (score global HoNOS) au sein de la psychiatrie spécialisée



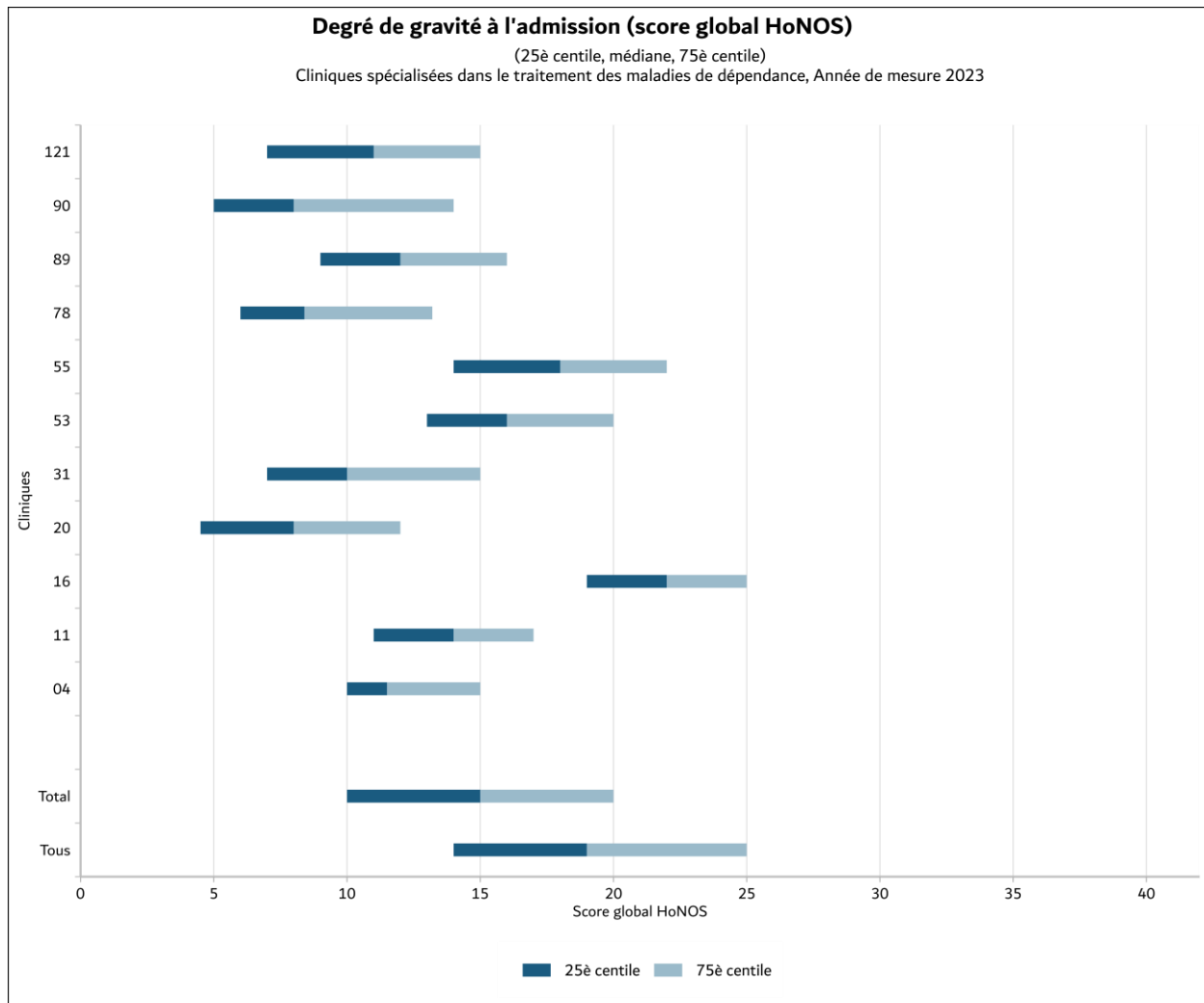


Figure 28: degré de gravité à l'admission (score global HoNOS) au sein des cliniques spécialisées dans le traitement des maladies de dépendance

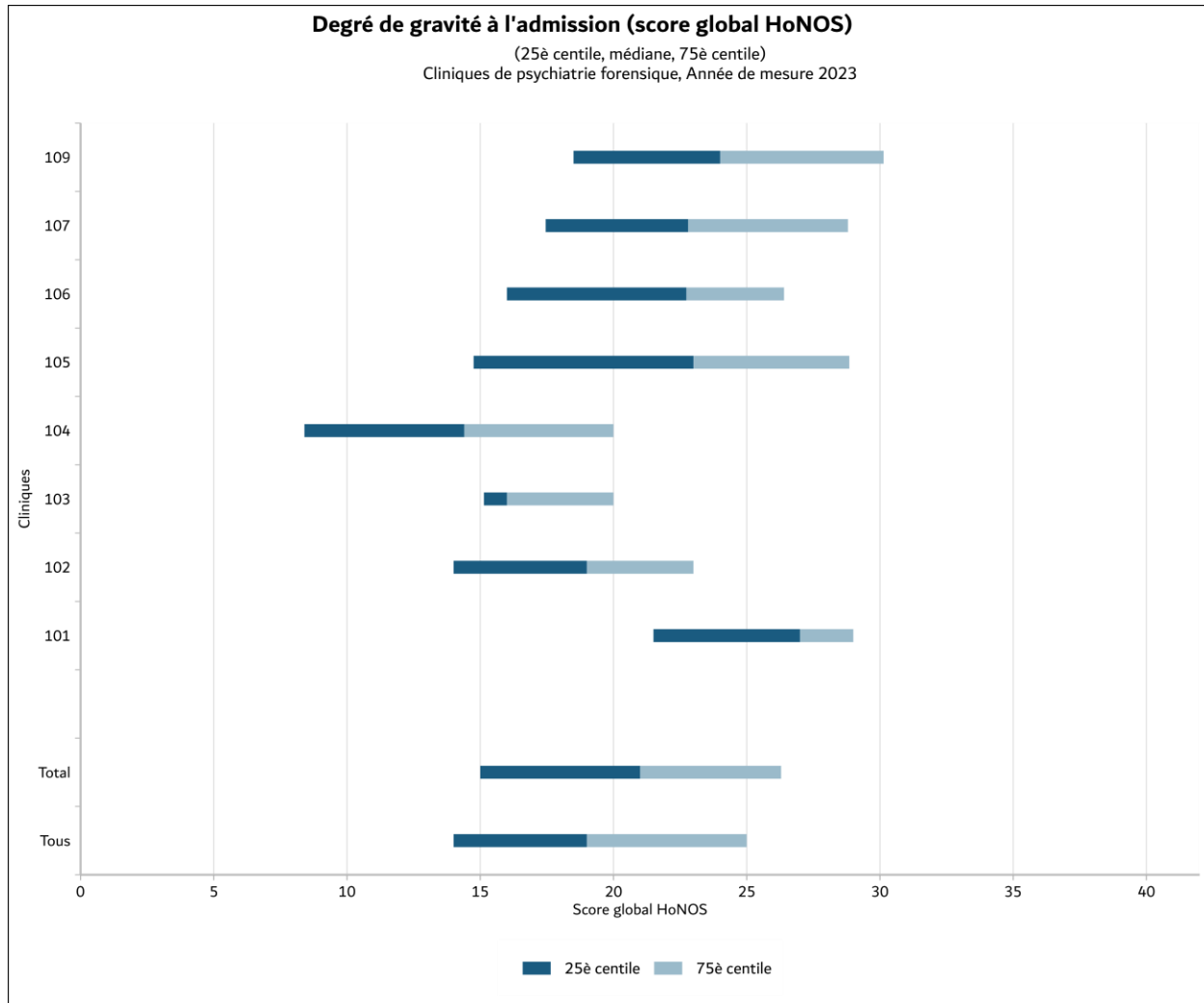


Figure 29: degré de gravité à l'admission (score global HoNOS) au sein des cliniques de psychiatrie forensique

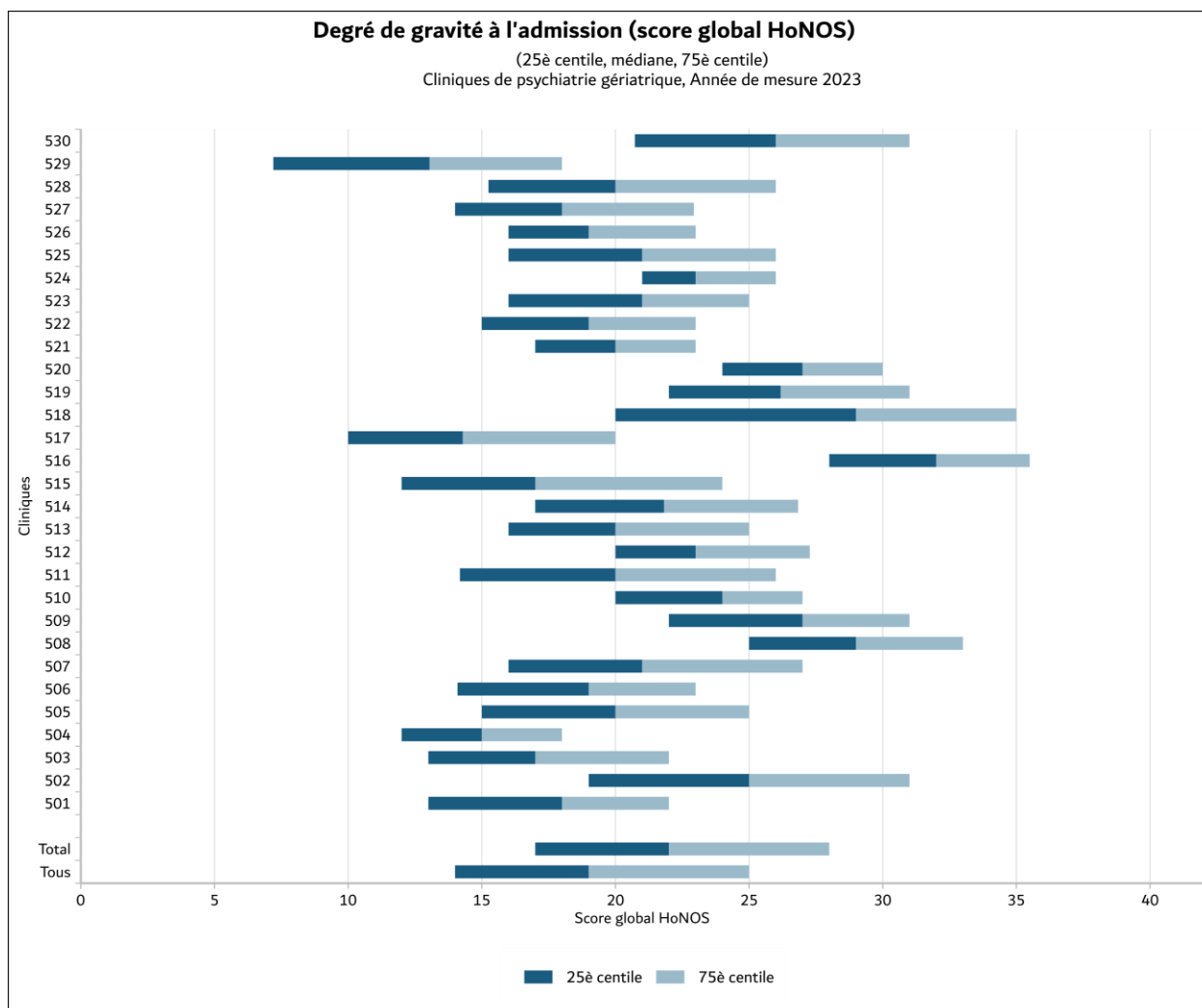


Figure 30: degré de gravité à l'admission (score global HoNOS) au sein des cliniques de psychiatrie gériatrique

| Clinique                                    | Moyenne     | +/- ET     | Minimum    | 25 <sup>e</sup> centile | Médiane     | 75 <sup>e</sup> centile | Maximum     | Valide N     | Manquant    |     |
|---|-------------|------------|------------|-------------------------|-------------|-------------------------|-------------|--------------|-------------|-----|
| <b>Toutes les cliniques</b>                 | <b>19.6</b> | <b>7.4</b> | <b>0.0</b> | <b>14.0</b>             | <b>19.0</b> | <b>25.0</b>             | <b>48.0</b> | <b>86560</b> | <b>1055</b> |     |
| Cliniques de soins aigus et premier recours | Total       | 20.1       | 7.2        | 0.0                     | 15.0        | 20.0                    | 25.0        | 48.0         | 59285       | 723 |
|   | 03          | 17.7       | 7.0        | 0.0                     | 13.0        | 17.0                    | 22.0        | 48.0         | 3593        | 46  |
|   | 06          | 22.5       | 4.8        | 5.0                     | 20.0        | 22.0                    | 26.0        | 38.0         | 841         | 0   |

| Clinique | Moyenne | +/- ET | Minimum | 25è centile | Médiane | 75è centile | Maximum | Valide N | Manquant |
|----------|---------|--------|---------|-------------|---------|-------------|---------|----------|----------|
| 07       | 11.2    | 6.2    | 0.0     | 6.0         | 10.0    | 15.3        | 36.0    | 756      | 17       |
| 08       | 21.7    | 7.1    | 3.0     | 16.8        | 21.9    | 27.0        | 46.7    | 2506     | 59       |
| 12       | 24.0    | 5.5    | 7.6     | 21.0        | 24.0    | 27.0        | 45.0    | 1274     | 0        |
| 13       | 15.7    | 6.4    | 0.0     | 11.0        | 15.0    | 20.0        | 45.0    | 2435     | 1        |
| 17       | 17.6    | 7.0    | 3.0     | 13.0        | 17.0    | 21.0        | 44.0    | 1260     | 16       |
| 18       | 18.6    | 4.5    | 6.0     | 15.0        | 18.0    | 21.0        | 32.0    | 309      | 0        |
| 21       | 23.5    | 6.4    | 4.0     | 19.0        | 24.0    | 28.0        | 43.6    | 1582     | 2        |
| 22       | 18.0    | 6.0    | 2.0     | 14.0        | 18.0    | 22.0        | 39.0    | 2899     | 7        |
| 24       | 18.8    | 6.9    | 0.0     | 14.0        | 18.5    | 23.0        | 38.2    | 1451     | 19       |
| 26       | 22.8    | 7.4    | 0.0     | 18.0        | 23.0    | 28.0        | 48.0    | 2190     | 32       |
| 28       | 17.4    | 6.0    | 0.0     | 13.0        | 17.0    | 21.8        | 38.0    | 1041     | 0        |
| 30       | 19.8    | 7.6    | 1.0     | 14.0        | 19.0    | 25.0        | 48.0    | 1634     | 17       |
| 32       | 18.3    | 5.3    | 3.0     | 15.0        | 18.0    | 21.0        | 37.0    | 1181     | 14       |
| 34       | 18.2    | 5.7    | 3.0     | 14.0        | 18.0    | 22.0        | 43.0    | 1326     | 4        |
| 35       | 21.1    | 7.4    | 0.0     | 16.0        | 20.0    | 26.0        | 45.0    | 1554     | 5        |
| 36       | 14.5    | 5.8    | 0.0     | 10.0        | 14.0    | 18.0        | 43.0    | 734      | 9        |
| 37       | 22.5    | 5.6    | 2.0     | 19.0        | 23.0    | 26.0        | 43.0    | 1929     | 11       |
| 39       | 17.1    | 5.9    | 1.0     | 13.0        | 17.0    | 21.0        | 36.0    | 2006     | 23       |
| 40       | 17.2    | 4.9    | 2.0     | 14.0        | 17.0    | 20.0        | 36.0    | 1337     | 6        |
| 42       | 15.5    | 3.7    | 5.0     | 13.0        | 15.0    | 18.0        | 28.0    | 1006     | 0        |
| 43       | 19.6    | 5.8    | 3.0     | 16.0        | 19.6    | 23.0        | 42.7    | 1847     | 202      |
| 44       | 14.2    | 3.0    | 4.0     | 12.0        | 14.0    | 16.0        | 24.0    | 462      | 0        |
| 46       | 18.7    | 7.5    | 0.0     | 13.0        | 18.5    | 24.0        | 46.0    | 1894     | 11       |
| 48       | 19.8    | 6.6    | 5.0     | 15.0        | 19.0    | 25.0        | 38.0    | 718      | 18       |
| 49       | 25.0    | 7.0    | 2.0     | 21.0        | 26.0    | 30.0        | 46.0    | 1199     | 2        |
| 51       | 21.4    | 6.2    | 4.0     | 17.0        | 21.0    | 26.0        | 38.7    | 1324     | 0        |
| 52       | 27.7    | 5.6    | 7.0     | 24.0        | 28.0    | 32.0        | 46.0    | 4289     | 1        |
| 54       | 20.7    | 6.0    | 3.0     | 16.0        | 20.4    | 25.0        | 38.0    | 1204     | 39       |
| 56       | 20.3    | 5.8    | 2.0     | 17.0        | 20.0    | 24.0        | 48.0    | 2677     | 4        |
| 58       | 22.0    | 6.0    | 4.0     | 18.0        | 22.0    | 26.0        | 43.0    | 2013     | 4        |
| 66       | 13.9    | 5.7    | 0.0     | 10.0        | 13.1    | 17.0        | 34.7    | 441      | 101      |
| 70       | 26.3    | 4.3    | 15.0    | 23.0        | 26.0    | 29.0        | 39.0    | 333      | 0        |
| 71       | 19.8    | 5.4    | 4.0     | 16.0        | 20.0    | 23.0        | 40.0    | 859      | 8        |
| 73       | 16.3    | 6.6    | 0.0     | 12.0        | 16.0    | 20.9        | 43.2    | 987      | 3        |
| 74       | 14.4    | 5.5    | 0.0     | 10.0        | 14.0    | 18.0        | 31.0    | 893      | 0        |
| 82       | 26.3    | 5.0    | 7.0     | 23.0        | 26.0    | 29.0        | 44.0    | 1512     | 22       |

| Clinique                             | Moyenne | +/- ET | Minimum | 25è centile | Médiane | 75è centile | Maximum | Valide N | Manquant |     |
|--------------------------------------|---------|--------|---------|-------------|---------|-------------|---------|----------|----------|-----|
|                                      | 83      | 20.0   | 3.7     | 4.0         | 20.0    | 20.0        | 22.0    | 35.0     | 510      | 0   |
|                                      | 88      | 16.7   | 5.3     | 6.0         | 13.0    | 17.0        | 20.0    | 31.0     | 121      | 1   |
|                                      | 99      | 17.6   | 6.3     | 2.0         | 13.0    | 17.0        | 22.0    | 33.0     | 283      | 0   |
|                                      | 122     | 18.0   | 7.4     | 1.0         | 13.0    | 18.0        | 23.0    | 43.0     | 875      | 19  |
| Cliniques de psychiatrie spécialisée | Total   | 15.9   | 6.2     | 0.0         | 12.0    | 15.0        | 20.0    | 46.0     | 12927    | 224 |
|                                      | 01      | 17.5   | 4.8     | 4.0         | 14.0    | 17.0        | 20.4    | 35.0     | 743      | 1   |
|                                      | 02      | 15.4   | 5.5     | 0.0         | 12.0    | 15.0        | 19.0    | 38.7     | 735      | 15  |
|                                      | 05      | 19.3   | 5.7     | 4.0         | 16.0    | 19.8        | 23.0    | 39.0     | 306      | 5   |
|                                      | 10      | 25.0   | 5.8     | 11.0        | 22.0    | 25.0        | 29.0    | 41.0     | 69       | 0   |
|                                      | 14      | 12.8   | 5.1     | 3.0         | 9.0     | 12.0        | 16.0    | 28.0     | 115      | 0   |
|                                      | 15      | 12.6   | 5.3     | 2.2         | 9.0     | 11.0        | 16.0    | 31.0     | 185      | 19  |
|                                      | 19      | 16.5   | 4.9     | 2.0         | 13.0    | 16.0        | 20.0    | 29.0     | 477      | 4   |
|                                      | 23      | 15.7   | 5.2     | 3.0         | 12.0    | 16.0        | 19.0    | 36.0     | 513      | 0   |
|                                      | 25      | 21.1   | 8.3     | 5.0         | 15.0    | 20.0        | 26.5    | 46.0     | 239      | 52  |
|                                      | 27      | 20.0   | 5.1     | 5.0         | 17.0    | 20.0        | 23.0    | 35.0     | 141      | 0   |
|                                      | 29      | 13.7   | 4.6     | 1.0         | 11.0    | 13.0        | 16.0    | 32.0     | 393      | 0   |
|                                      | 33      | 21.0   | 5.1     | 8.0         | 18.0    | 21.0        | 24.0    | 36.0     | 378      | 6   |
|                                      | 38      | 16.0   | 4.6     | 4.0         | 13.0    | 16.0        | 19.0    | 29.0     | 311      | 0   |
|                                      | 45      | 17.3   | 6.5     | 3.0         | 12.0    | 17.0        | 22.8    | 33.0     | 222      | 1   |
|                                      | 47      | 12.0   | 4.7     | 3.0         | 8.0     | 12.0        | 15.0    | 23.0     | 139      | 9   |
|                                      | 50      | 14.4   | 4.5     | 3.0         | 11.0    | 14.0        | 17.0    | 33.0     | 584      | 6   |
|                                      | 57      | 16.8   | 4.4     | 5.0         | 14.0    | 16.0        | 19.0    | 32.0     | 653      | 1   |
|                                      | 59      | 21.8   | 5.0     | 9.0         | 18.0    | 22.0        | 25.0    | 42.0     | 390      | 2   |
|                                      | 60      | 17.6   | 5.5     | 4.0         | 14.0    | 18.0        | 21.1    | 34.7     | 332      | 0   |
|                                      | 61      | 16.5   | 5.4     | 3.0         | 13.0    | 16.0        | 20.0    | 33.0     | 561      | 8   |
|                                      | 62      | 19.0   | 3.6     | 10.0        | 17.0    | 20.0        | 21.0    | 28.0     | 71       | 0   |
|                                      | 63      | 11.9   | 4.0     | 1.0         | 9.0     | 12.0        | 14.0    | 28.0     | 694      | 0   |
|                                      | 65      | 15.0   | 5.7     | 1.2         | 10.8    | 14.0        | 19.0    | 28.0     | 205      | 1   |
|                                      | 67      | 2.9    | 3.0     | 0.0         | 0.0     | 3.0         | 4.0     | 9.0      | 8        | 0   |
|                                      | 69      | 11.0   | 4.2     | 0.0         | 8.0     | 11.0        | 14.0    | 27.0     | 795      | 0   |
|                                      | 72      | 30.8   | 7.8     | 6.0         | 26.8    | 32.0        | 36.0    | 44.0     | 128      | 0   |
|                                      | 75      | 12.1   | 3.8     | 4.0         | 10.0    | 12.0        | 14.0    | 28.4     | 334      | 0   |
|                                      | 76      | 14.7   | 5.2     | 2.0         | 11.0    | 14.0        | 18.0    | 34.8     | 431      | 0   |
|                                      | 77      | 9.8    | 5.6     | 0.0         | 5.3     | 9.0         | 13.2    | 25.0     | 166      | 0   |
|                                      | 79      | 18.7   | 6.2     | 4.0         | 14.0    | 18.0        | 22.8    | 40.0     | 384      | 3   |

| Clinique   | Moyenne | +/- ET | Minimum | 25 <sup>e</sup> centile | Médiane | 75 <sup>e</sup> centile | Maximum | Valide N | Manquant |    |
|--|---------|--------|---------|-------------------------|---------|-------------------------|---------|----------|----------|----|
|  | 85      | 21.3   | 7.4     | 5.5                     | 16.2    | 24.0                    | 26.0    | 34.0     | 38       | 0  |
|  | 86      | 15.4   | 4.6     | 7.0                     | 12.0    | 15.0                    | 19.0    | 27.0     | 219      | 0  |
|  | 87      | 13.8   | 5.8     | 1.0                     | 10.0    | 14.0                    | 18.0    | 30.0     | 207      | 16 |
|  | 92      | 17.0   | 5.3     | 6.0                     | 14.0    | 16.0                    | 21.0    | 33.0     | 124      | 7  |
|  | 93      | 9.7    | 3.6     | 3.0                     | 7.0     | 9.0                     | 12.0    | 25.3     | 384      | 0  |
|  | 94      | 18.2   | 5.5     | 5.0                     | 15.0    | 18.0                    | 21.8    | 31.0     | 158      | 23 |
|  | 95      | 14.0   | 5.6     | 3.0                     | 10.0    | 13.0                    | 17.7    | 32.0     | 203      | 3  |
|  | 96      | 14.1   | 4.6     | 4.0                     | 11.0    | 14.0                    | 17.0    | 28.8     | 198      | 3  |
|  | 97      | 19.4   | 4.4     | 5.0                     | 17.0    | 19.5                    | 22.2    | 34.0     | 424      | 0  |
|  | 98      | 17.4   | 5.9     | 3.3                     | 14.0    | 17.0                    | 21.0    | 36.0     | 270      | 39 |
| Cliniques spécialisées dans le traitement des maladies de dépendance | Total   | 15.3   | 6.6     | 0.0                     | 10.0    | 15.0                    | 20.0    | 40.0     | 2685     | 26 |
|  | 04      | 12.6   | 5.0     | 3.0                     | 10.0    | 11.5                    | 15.0    | 29.0     | 90       | 0  |
|  | 11      | 14.2   | 4.9     | 4.0                     | 11.0    | 14.0                    | 17.0    | 31.2     | 605      | 0  |
|  | 16      | 22.2   | 4.8     | 9.0                     | 19.0    | 22.0                    | 25.0    | 35.0     | 356      | 0  |
|  | 20      | 8.9    | 5.6     | 0.0                     | 4.5     | 8.0                     | 12.0    | 32.0     | 179      | 0  |
|  | 31      | 11.3   | 5.1     | 4.0                     | 7.0     | 10.0                    | 15.0    | 24.0     | 85       | 0  |
|  | 53      | 16.1   | 5.3     | 5.0                     | 13.0    | 16.0                    | 20.0    | 31.0     | 219      | 14 |
|  | 55      | 17.9   | 6.1     | 3.0                     | 14.0    | 18.0                    | 22.0    | 40.0     | 708      | 7  |
|  | 78      | 9.6    | 4.7     | 2.0                     | 6.0     | 8.4                     | 13.2    | 26.0     | 162      | 2  |
|  | 89      | 12.5   | 4.7     | 4.0                     | 9.0     | 12.0                    | 16.0    | 25.0     | 69       | 1  |
|  | 90      | 9.4    | 5.1     | 1.0                     | 5.0     | 8.0                     | 14.0    | 20.0     | 41       | 0  |
|  | 121     | 11.6   | 5.7     | 1.0                     | 7.0     | 11.0                    | 15.0    | 26.0     | 171      | 2  |
| Psychiatrie forensique   | Total   | 20.7   | 7.7     | 1.2                     | 15.0    | 21.0                    | 26.3    | 45.0     | 699      | 36 |
|  | 101     | 25.6   | 5.8     | 9.0                     | 21.5    | 27.0                    | 29.0    | 40.0     | 71       | 4  |
|  | 102     | 19.0   | 6.6     | 4.0                     | 14.0    | 19.0                    | 23.0    | 42.0     | 275      | 14 |
|  | 103     | 17.4   | 4.2     | 10.0                    | 15.1    | 16.0                    | 20.0    | 27.0     | 15       | 0  |
|  | 104     | 14.9   | 8.0     | 1.2                     | 8.4     | 14.4                    | 20.0    | 35.0     | 61       | 2  |
|  | 105     | 21.9   | 9.2     | 5.0                     | 14.8    | 23.0                    | 28.8    | 39.3     | 48       | 0  |
|  | 106     | 22.2   | 7.7     | 6.0                     | 16.0    | 22.7                    | 26.4    | 45.0     | 102      | 7  |
|  | 107     | 22.9   | 7.6     | 2.0                     | 17.5    | 22.8                    | 28.8    | 44.0     | 107      | 8  |
|  | 109     | 25.1   | 8.2     | 13.0                    | 18.5    | 24.0                    | 30.1    | 40.0     | 20       | 1  |
| Psychiatrie gériatrique  | Total   | 22.2   | 7.8     | 0.0                     | 17.0    | 22.0                    | 28.0    | 48.0     | 10964    | 46 |

| Clinique | Moyenne | +/- ET | Minimum | 25è centile | Médiane | 75è centile | Maximum | Valide N | Manquant |
|----------|---------|--------|---------|-------------|---------|-------------|---------|----------|----------|
| 501      | 18.1    | 6.1    | 5.0     | 13.0        | 18.0    | 22.0        | 34.9    | 87       | 0        |
| 502      | 24.6    | 8.1    | 1.0     | 19.0        | 25.0    | 31.0        | 47.0    | 373      | 0        |
| 503      | 17.3    | 6.7    | 4.0     | 13.0        | 17.0    | 22.0        | 37.0    | 197      | 0        |
| 504      | 15.7    | 4.7    | 4.0     | 12.0        | 15.0    | 18.0        | 35.0    | 161      | 1        |
| 505      | 20.4    | 6.5    | 5.0     | 15.0        | 20.0    | 25.0        | 43.6    | 655      | 0        |
| 506      | 18.9    | 6.2    | 3.6     | 14.1        | 19.0    | 23.0        | 36.0    | 327      | 2        |
| 507      | 21.2    | 7.5    | 4.0     | 16.0        | 21.0    | 27.0        | 39.0    | 151      | 5        |
| 508      | 28.6    | 5.9    | 11.0    | 25.0        | 29.0    | 33.0        | 45.0    | 322      | 0        |
| 509      | 26.1    | 7.2    | 5.0     | 22.0        | 27.0    | 31.0        | 44.0    | 545      | 1        |
| 510      | 23.3    | 5.5    | 9.0     | 20.0        | 24.0    | 27.0        | 38.0    | 275      | 2        |
| 511      | 20.4    | 8.0    | 3.0     | 14.2        | 20.0    | 26.0        | 48.0    | 341      | 8        |
| 512      | 23.5    | 6.4    | 4.0     | 20.0        | 23.0    | 27.3        | 43.0    | 538      | 0        |
| 513      | 20.8    | 6.5    | 6.0     | 16.0        | 20.0    | 25.0        | 43.0    | 441      | 0        |
| 514      | 22.2    | 7.2    | 3.0     | 17.0        | 21.8    | 26.8        | 45.0    | 887      | 3        |
| 515      | 18.4    | 7.5    | 4.0     | 12.0        | 17.0    | 24.0        | 41.0    | 252      | 0        |
| 516      | 31.6    | 6.2    | 11.0    | 28.0        | 32.0    | 35.5        | 46.0    | 639      | 1        |
| 517      | 15.3    | 6.8    | 1.0     | 10.0        | 14.3    | 20.0        | 40.0    | 606      | 0        |
| 518      | 27.5    | 9.5    | 4.0     | 20.0        | 29.0    | 35.0        | 45.0    | 367      | 2        |
| 519      | 26.3    | 6.2    | 7.0     | 22.0        | 26.2    | 31.0        | 41.0    | 281      | 1        |
| 520      | 27.1    | 4.6    | 11.0    | 24.0        | 27.0    | 30.0        | 37.0    | 322      | 0        |
| 521      | 19.8    | 4.7    | 7.0     | 17.0        | 20.0    | 23.0        | 33.0    | 426      | 3        |
| 522      | 18.9    | 5.9    | 2.0     | 15.0        | 19.0    | 23.0        | 34.7    | 475      | 2        |
| 523      | 20.7    | 6.1    | 3.0     | 16.0        | 21.0    | 25.0        | 36.0    | 298      | 0        |
| 524      | 23.4    | 4.3    | 6.0     | 21.0        | 23.0    | 26.0        | 36.0    | 405      | 0        |
| 525      | 21.1    | 7.4    | 2.2     | 16.0        | 21.0    | 26.0        | 46.7    | 428      | 6        |
| 526      | 19.3    | 5.7    | 1.1     | 16.0        | 19.0    | 23.0        | 34.0    | 266      | 0        |
| 527      | 18.9    | 6.9    | 3.0     | 14.0        | 18.0    | 22.9        | 39.0    | 204      | 3        |
| 528      | 20.6    | 6.7    | 7.0     | 15.2        | 20.0    | 26.0        | 42.5    | 282      | 0        |
| 529      | 13.2    | 7.2    | 0.0     | 7.2         | 13.0    | 18.0        | 36.0    | 140      | 3        |
| 530      | 25.7    | 6.4    | 11.0    | 20.7        | 26.0    | 31.0        | 39.0    | 273      | 3        |

Tableau 8: degré de gravité à l'admission (score global HoNOS) au sein des cliniques

## 1.7 Degré de gravité à l'admission (score global BSCL) au sein des cliniques

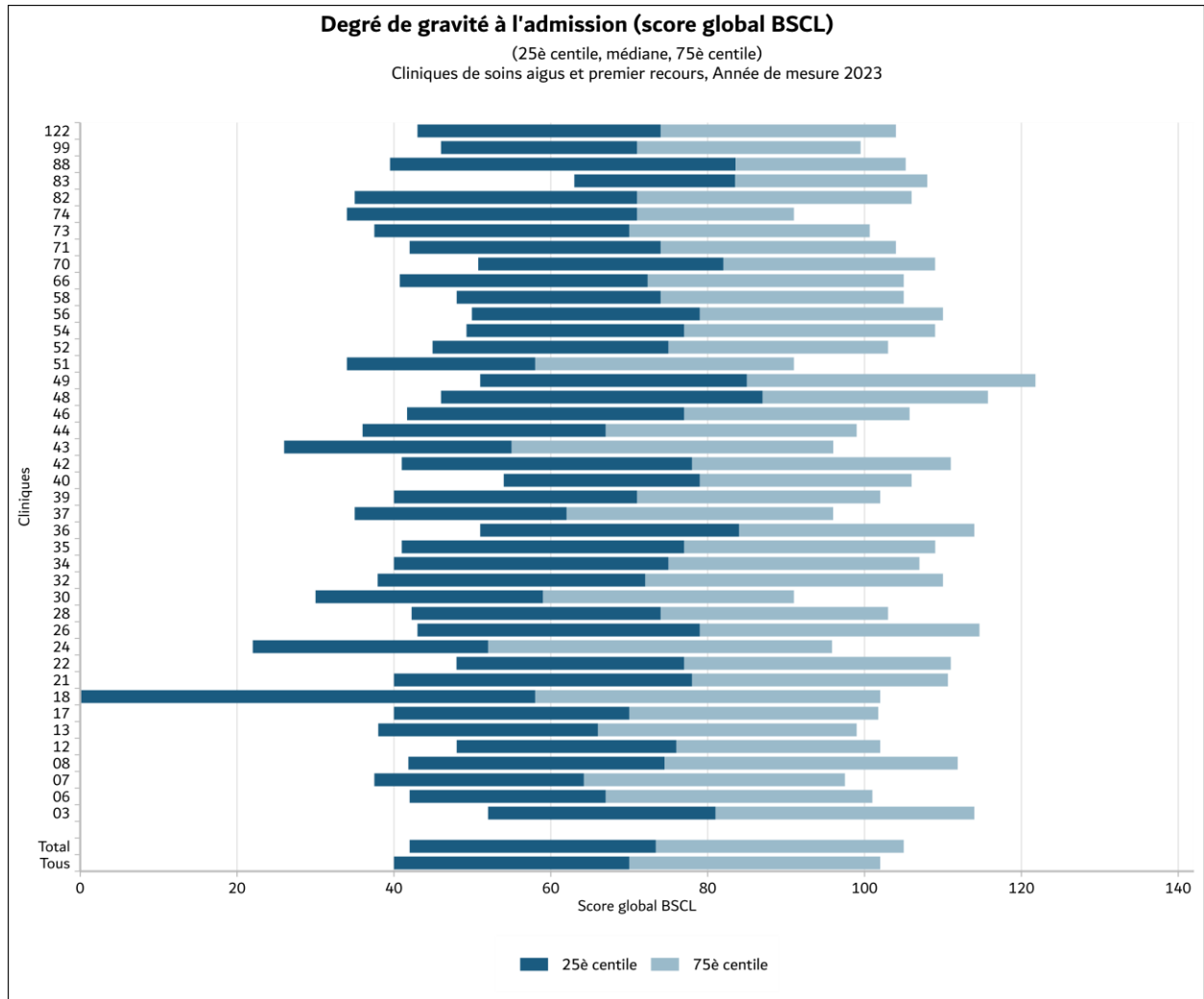


Figure 31: degré de gravité à l'admission (score global BSCL) au sein des centres de soins aigus et premier recours



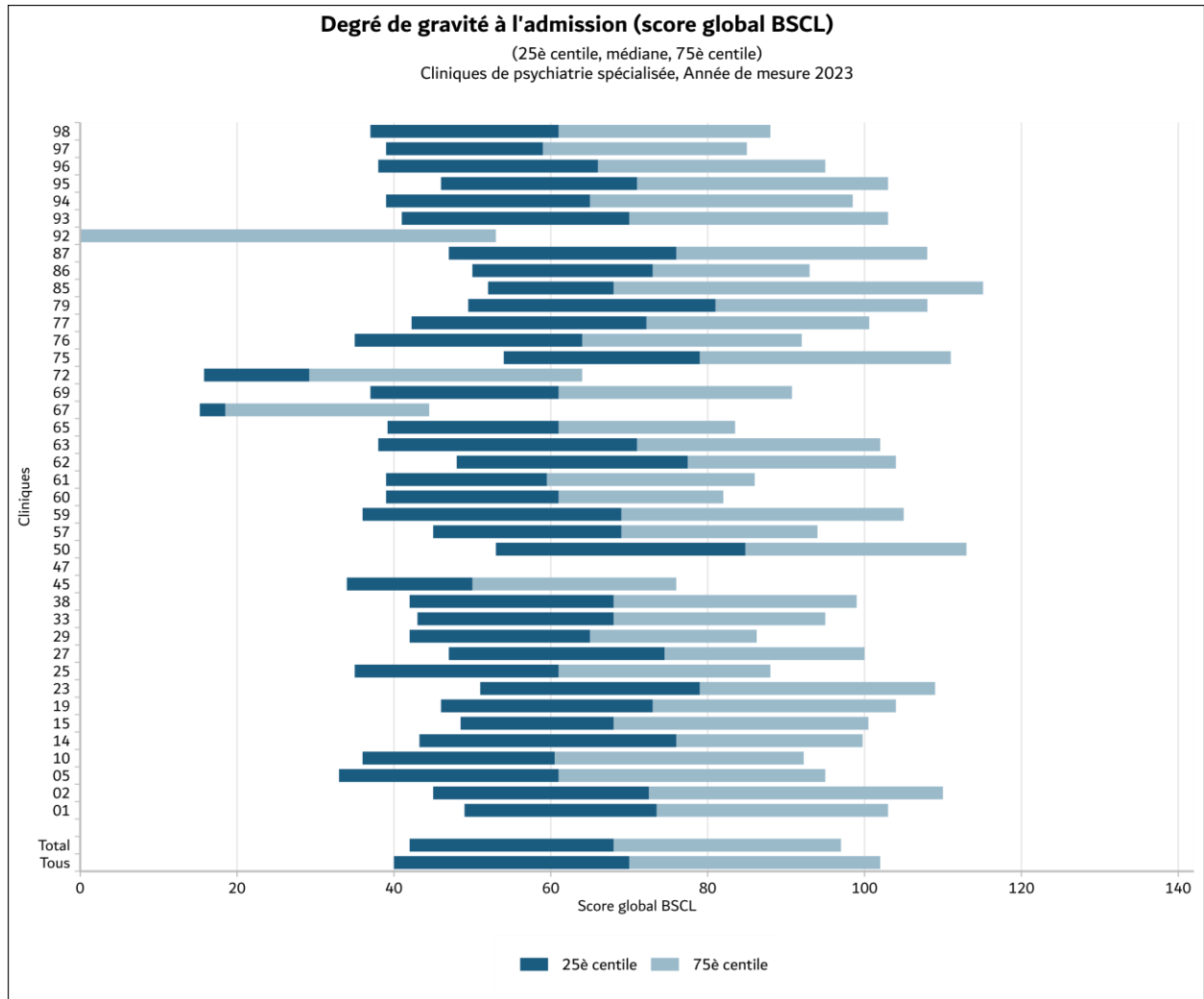


Figure 32: degré de gravité à l'admission (score global BSCL) au sein de la psychiatrie spécialisée

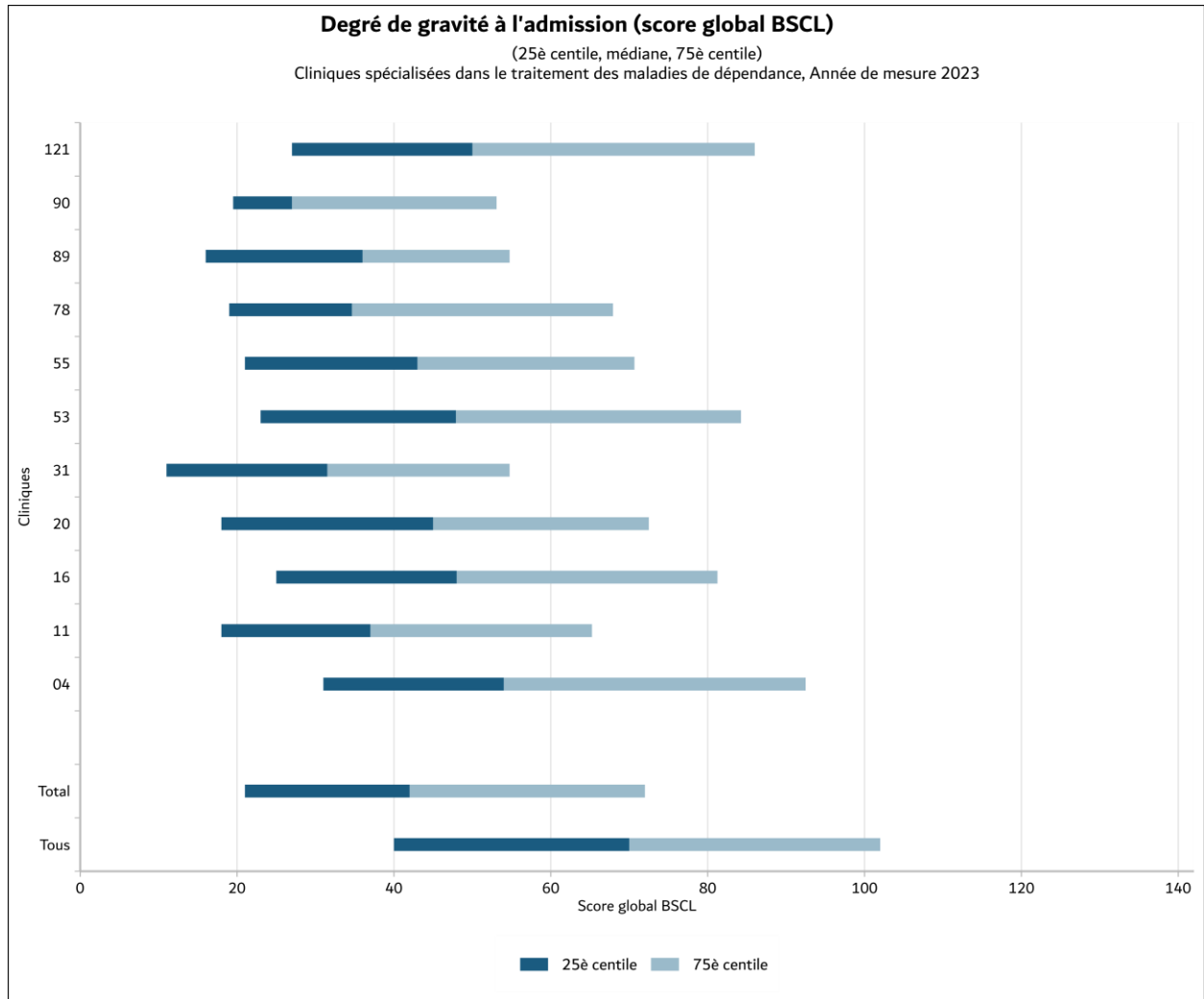


Figure 33: degré de gravité à l'admission (score global BSCL) au sein des cliniques spécialisées dans le traitement des troubles liés aux dépendance

| Clinique                                    | Moyenne     | +/- ET      | Minimum    | 25 <sup>e</sup> centile | Médiane     | 75 <sup>e</sup> centile | Maximum      | Valide N     | Manquant     |       |
|---|-------------|-------------|------------|-------------------------|-------------|-------------------------|--------------|--------------|--------------|-------|
| <b>Toutes les cliniques</b>                 | <b>72.7</b> | <b>41.3</b> | <b>0.0</b> | <b>40.0</b>             | <b>70.0</b> | <b>102.0</b>            | <b>212.0</b> | <b>39550</b> | <b>36320</b> |       |
| Cliniques de soins aigus et premier recours | Total       | 75.3        | 42.2       | 0.0                     | 42.0        | 73.4                    | 105.0        | 212.0        | 26471        | 33537 |
|   | 03          | 82.9        | 41.2       | 0.0                     | 52.0        | 81.0                    | 114.0        | 198.0        | 1294         | 2345  |
|   | 06          | 72.4        | 41.0       | 0.0                     | 42.0        | 67.0                    | 101.0        | 200.0        | 458          | 383   |
|   | 07          | 66.5        | 41.2       | 0.0                     | 37.5        | 64.2                    | 97.5         | 160.0        | 131          | 642   |
|   | 08          | 77.0        | 44.2       | 0.0                     | 41.8        | 74.5                    | 111.9        | 212.0        | 442          | 2123  |
|   | 12          | 76.6        | 37.0       | 0.0                     | 48.0        | 76.0                    | 102.0        | 205.0        | 1070         | 204   |
|   | 13          | 69.9        | 39.4       | 0.0                     | 38.0        | 66.0                    | 99.0         | 212.0        | 712          | 1724  |
|   | 17          | 72.8        | 41.3       | 0.0                     | 40.0        | 70.0                    | 101.8        | 202.0        | 1062         | 214   |
|   | 18          | 60.2        | 52.3       | 0.0                     | 0.0         | 58.0                    | 102.0        | 190.0        | 309          | 0     |
|   | 21          | 77.1        | 44.2       | 0.0                     | 40.0        | 78.0                    | 110.6        | 207.9        | 572          | 1012  |
|   | 22          | 80.0        | 42.7       | 0.0                     | 48.0        | 77.0                    | 111.0        | 210.0        | 1352         | 1554  |
|   | 24          | 61.3        | 46.0       | 0.0                     | 22.0        | 52.0                    | 95.9         | 212.0        | 928          | 542   |
|   | 26          | 80.2        | 46.8       | 0.0                     | 43.0        | 79.0                    | 114.7        | 206.0        | 823          | 1399  |
|   | 28          | 75.0        | 42.7       | 0.0                     | 42.2        | 74.0                    | 103.0        | 212.0        | 550          | 491   |
|   | 30          | 62.9        | 39.5       | 0.0                     | 30.0        | 59.0                    | 91.0         | 190.0        | 705          | 946   |
|   | 32          | 76.3        | 48.0       | 0.0                     | 37.9        | 72.0                    | 110.0        | 212.0        | 312          | 883   |
|   | 34          | 75.6        | 43.0       | 0.0                     | 40.0        | 75.0                    | 107.0        | 188.0        | 664          | 666   |
|   | 35          | 77.6        | 44.9       | 0.0                     | 41.0        | 77.0                    | 109.0        | 212.0        | 752          | 807   |
|   | 36          | 83.5        | 42.5       | 2.0                     | 51.0        | 84.0                    | 114.0        | 176.0        | 365          | 378   |
|   | 37          | 67.3        | 40.1       | 0.0                     | 35.0        | 62.0                    | 96.0         | 208.0        | 801          | 1139  |
|   | 39          | 72.8        | 41.5       | 0.0                     | 40.0        | 71.0                    | 102.0        | 212.0        | 1426         | 603   |
|   | 40          | 80.0        | 37.0       | 0.0                     | 54.0        | 79.0                    | 106.0        | 178.0        | 962          | 381   |
|   | 42          | 78.0        | 44.0       | 0.0                     | 41.0        | 78.0                    | 111.0        | 199.0        | 571          | 435   |
|   | 43          | 63.6        | 46.6       | 0.0                     | 26.0        | 55.0                    | 96.0         | 196.7        | 480          | 1569  |
|   | 44          | 70.2        | 41.3       | 1.0                     | 36.0        | 67.0                    | 99.0         | 197.7        | 428          | 34    |
|   | 46          | 75.1        | 43.9       | 0.0                     | 41.7        | 77.0                    | 105.7        | 212.0        | 326          | 1579  |
|   | 48          | 83.9        | 45.9       | 0.0                     | 46.0        | 87.0                    | 115.7        | 197.0        | 145          | 591   |
|   | 49          | 86.9        | 47.7       | 0.0                     | 51.0        | 85.0                    | 121.8        | 205.0        | 687          | 514   |
|   | 51          | 63.9        | 38.6       | 0.0                     | 34.0        | 58.0                    | 91.0         | 174.0        | 754          | 570   |
|   | 52          | 75.1        | 37.8       | 0.0                     | 44.9        | 75.0                    | 103.0        | 181.0        | 1251         | 3039  |
|   | 54          | 79.5        | 38.2       | 0.0                     | 49.2        | 77.0                    | 109.0        | 196.0        | 478          | 765   |
|   | 56          | 81.1        | 41.4       | 0.0                     | 49.9        | 79.0                    | 110.0        | 212.0        | 1831         | 850   |
|   | 58          | 77.9        | 39.2       | 0.0                     | 48.0        | 74.0                    | 105.0        | 193.0        | 1121         | 896   |

| Clinique                                   | Moyenne | +/- ET | Minimum | 25è centile | Médiane | 75è centile | Maximum | Valide N | Manquant |      |
|--|---------|--------|---------|-------------|---------|-------------|---------|----------|----------|------|
| 66   | 73.6    | 40.3   | 3.0     | 40.8        | 72.4    | 105.0       | 165.2   | 148      | 394      |      |
| 70   | 81.9    | 39.8   | 0.0     | 50.8        | 82.0    | 109.0       | 188.0   | 296      | 37       |      |
| 71   | 75.0    | 41.5   | 0.0     | 42.0        | 74.0    | 104.0       | 178.0   | 357      | 510      |      |
| 73   | 73.3    | 44.1   | 0.0     | 37.5        | 70.0    | 100.7       | 185.5   | 200      | 790      |      |
| 74   | 67.0    | 42.1   | 0.0     | 34.0        | 71.0    | 91.0        | 142.0   | 25       | 868      |      |
| 82   | 72.9    | 44.7   | 0.0     | 35.0        | 71.0    | 106.0       | 204.6   | 473      | 1061     |      |
| 83   | 85.4    | 33.0   | 0.0     | 63.0        | 83.5    | 108.0       | 167.0   | 392      | 118      |      |
| 88   | 78.0    | 45.1   | 10.0    | 39.5        | 83.5    | 105.2       | 193.0   | 58       | 64       |      |
| 99   | 74.4    | 35.9   | 7.0     | 46.0        | 71.0    | 99.5        | 176.0   | 223      | 60       |      |
| 122  | 74.4    | 41.6   | 0.0     | 43.0        | 74.0    | 104.0       | 189.0   | 537      | 357      |      |
| Cliniques de<br>psychiatrie<br>spécialisée | Total   | 71.1   | 38.2    | 0.0         | 42.0    | 68.0        | 97.0    | 212.0    | 10774    | 2377 |
| 01   | 77.4    | 37.2   | 3.0     | 49.0        | 73.5    | 103.0       | 190.0   | 716      | 28       |      |
| 02   | 78.7    | 43.6   | 2.0     | 45.0        | 72.5    | 110.0       | 193.0   | 662      | 88       |      |
| 05   | 65.8    | 39.4   | 0.0     | 33.0        | 61.0    | 95.0        | 177.0   | 297      | 14       |      |
| 10   | 62.0    | 33.5   | 4.0     | 36.0        | 60.5    | 92.2        | 126.0   | 56       | 13       |      |
| 14   | 73.6    | 37.3   | 4.0     | 43.2        | 76.0    | 99.8        | 174.0   | 110      | 5        |      |
| 15   | 74.5    | 37.7   | 0.0     | 48.5        | 68.0    | 100.5       | 181.0   | 143      | 61       |      |
| 19   | 76.1    | 38.8   | 0.0     | 46.0        | 73.0    | 104.0       | 188.0   | 439      | 42       |      |
| 23   | 80.4    | 38.5   | 2.0     | 51.0        | 79.0    | 109.0       | 172.0   | 418      | 95       |      |
| 25   | 62.1    | 34.6   | 1.0     | 35.0        | 61.0    | 88.0        | 173.0   | 233      | 58       |      |
| 27   | 76.7    | 40.0   | 5.0     | 47.0        | 74.5    | 100.0       | 170.0   | 84       | 57       |      |
| 29   | 66.3    | 30.6   | 13.0    | 42.0        | 65.0    | 86.2        | 173.0   | 392      | 1        |      |
| 33   | 70.5    | 39.2   | 0.0     | 43.0        | 68.0    | 95.0        | 190.0   | 294      | 90       |      |
| 38   | 71.9    | 35.9   | 5.0     | 42.0        | 68.0    | 99.0        | 157.0   | 261      | 50       |      |
| 45   | 57.7    | 32.1   | 7.0     | 34.0        | 50.0    | 76.0        | 172.0   | 194      | 29       |      |
| 47   | -       | -      | -       | -           | -       | -           | -       | 0        | 148      |      |
| 50   | 84.3    | 40.3   | 0.0     | 53.0        | 84.8    | 113.0       | 186.0   | 475      | 115      |      |
| 57   | 71.0    | 33.1   | 3.0     | 45.0        | 69.0    | 94.0        | 172.0   | 630      | 24       |      |
| 59   | 71.6    | 41.6   | 1.0     | 36.0        | 69.0    | 105.0       | 162.0   | 221      | 171      |      |
| 60   | 63.7    | 31.8   | 2.0     | 39.0        | 61.0    | 82.0        | 165.0   | 280      | 52       |      |
| 61   | 64.0    | 33.3   | 1.0     | 39.0        | 59.5    | 86.0        | 193.0   | 558      | 11       |      |
| 62   | 75.9    | 36.1   | 3.0     | 48.0        | 77.5    | 104.0       | 147.0   | 65       | 6        |      |
| 63   | 72.5    | 40.8   | 0.0     | 38.0        | 71.0    | 102.0       | 212.0   | 565      | 129      |      |
| 65   | 63.3    | 32.9   | 6.0     | 39.2        | 61.0    | 83.5        | 179.0   | 142      | 64       |      |
| 67   | 35.6    | 36.5   | 4.0     | 15.2        | 18.5    | 44.5        | 101.0   | 8        | 0        |      |

| Clinique   | Moyenne | +/- ET | Minimum | 25 <sup>e</sup> centile | Médiane | 75 <sup>e</sup> centile | Maximum | Valide N | Manquant |     |
|--|---------|--------|---------|-------------------------|---------|-------------------------|---------|----------|----------|-----|
| 69   | 65.3    | 37.8   | 0.0     | 37.0                    | 61.0    | 90.8                    | 187.0   | 746      | 49       |     |
| 72   | 43.4    | 39.3   | 3.0     | 15.8                    | 29.2    | 64.0                    | 143.1   | 29       | 99       |     |
| 75   | 83.2    | 38.9   | 0.0     | 54.0                    | 79.0    | 111.0                   | 194.0   | 265      | 69       |     |
| 76   | 65.8    | 38.8   | 0.0     | 35.0                    | 64.0    | 92.0                    | 191.0   | 386      | 45       |     |
| 77   | 74.5    | 39.5   | 0.0     | 42.2                    | 72.2    | 100.6                   | 172.0   | 78       | 88       |     |
| 79   | 79.1    | 37.8   | 2.0     | 49.5                    | 81.0    | 108.0                   | 175.0   | 203      | 184      |     |
| 85   | 80.0    | 37.9   | 33.0    | 52.0                    | 68.0    | 115.1                   | 135.0   | 11       | 27       |     |
| 86   | 72.2    | 31.3   | 5.0     | 50.0                    | 73.0    | 93.0                    | 157.0   | 213      | 6        |     |
| 87   | 78.9    | 40.6   | 0.0     | 47.0                    | 76.0    | 108.0                   | 162.0   | 85       | 138      |     |
| 92   | 27.3    | 37.4   | 0.0     | 0.0                     | 0.0     | 53.0                    | 145.0   | 69       | 62       |     |
| 93   | 75.4    | 44.1   | 0.0     | 41.0                    | 70.0    | 103.0                   | 187.0   | 297      | 87       |     |
| 94   | 69.3    | 38.2   | 7.0     | 39.0                    | 65.0    | 98.5                    | 168.0   | 147      | 34       |     |
| 95   | 75.2    | 40.7   | 5.0     | 46.0                    | 71.0    | 103.0                   | 196.0   | 153      | 53       |     |
| 96   | 67.0    | 35.9   | 4.0     | 38.0                    | 66.0    | 95.0                    | 161.0   | 197      | 4        |     |
| 97   | 63.0    | 32.5   | 2.0     | 39.0                    | 59.0    | 85.0                    | 175.0   | 413      | 11       |     |
| 98   | 65.4    | 35.7   | 3.0     | 37.0                    | 61.0    | 88.0                    | 168.0   | 239      | 70       |     |
| Cliniques spécialisées dans le traitement des maladies de dépendance | Total   | 49.2   | 35.5    | 0.0                     | 21.0    | 42.0                    | 72.0    | 211.0    | 2305     | 406 |
| 04   | 63.5    | 42.4   | 3.0     | 31.0                    | 54.0    | 92.5                    | 161.0   | 61       | 29       |     |
| 11   | 43.8    | 32.2   | 0.0     | 18.0                    | 37.0    | 65.2                    | 159.0   | 556      | 49       |     |
| 16   | 55.7    | 38.0   | 0.0     | 25.0                    | 48.0    | 81.2                    | 188.0   | 340      | 16       |     |
| 20   | 49.4    | 37.8   | 0.0     | 18.0                    | 45.0    | 72.5                    | 172.0   | 143      | 36       |     |
| 31   | 37.4    | 31.5   | 0.0     | 11.0                    | 31.5    | 54.8                    | 156.0   | 82       | 3        |     |
| 53   | 54.9    | 38.8   | 1.0     | 23.0                    | 47.9    | 84.2                    | 163.0   | 180      | 53       |     |
| 55   | 48.8    | 33.9   | 0.0     | 21.0                    | 43.0    | 70.7                    | 165.0   | 599      | 116      |     |
| 78   | 44.9    | 35.9   | 0.0     | 19.0                    | 34.7    | 67.9                    | 211.0   | 83       | 81       |     |
| 89   | 39.2    | 29.0   | 3.0     | 16.0                    | 36.0    | 54.8                    | 131.0   | 62       | 8        |     |
| 90   | 35.3    | 26.8   | 2.0     | 19.5                    | 27.0    | 53.1                    | 107.0   | 30       | 11       |     |
| 121  | 57.4    | 36.6   | 1.0     | 27.0                    | 50.0    | 86.0                    | 184.0   | 169      | 4        |     |

Tableau 9: degré de gravité à l'admission (score global BSCL) au sein des cliniques

## 1.8 Placement à des fins d'assistance

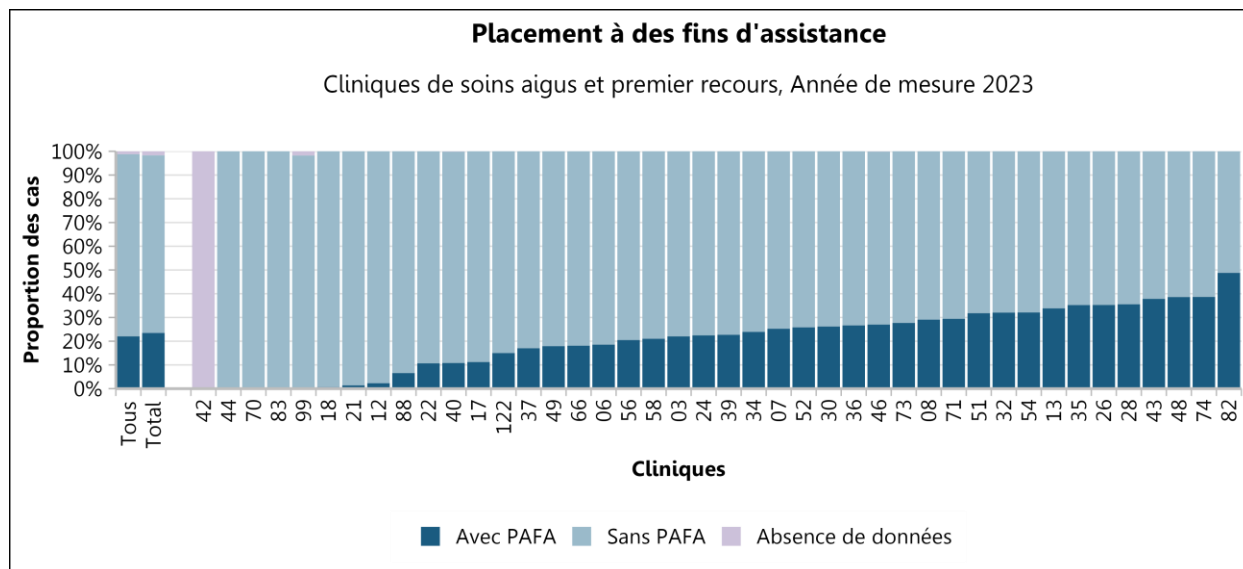


Figure 34: placement à des fins d'assistance au sein des centres de soins aigus et premier recours

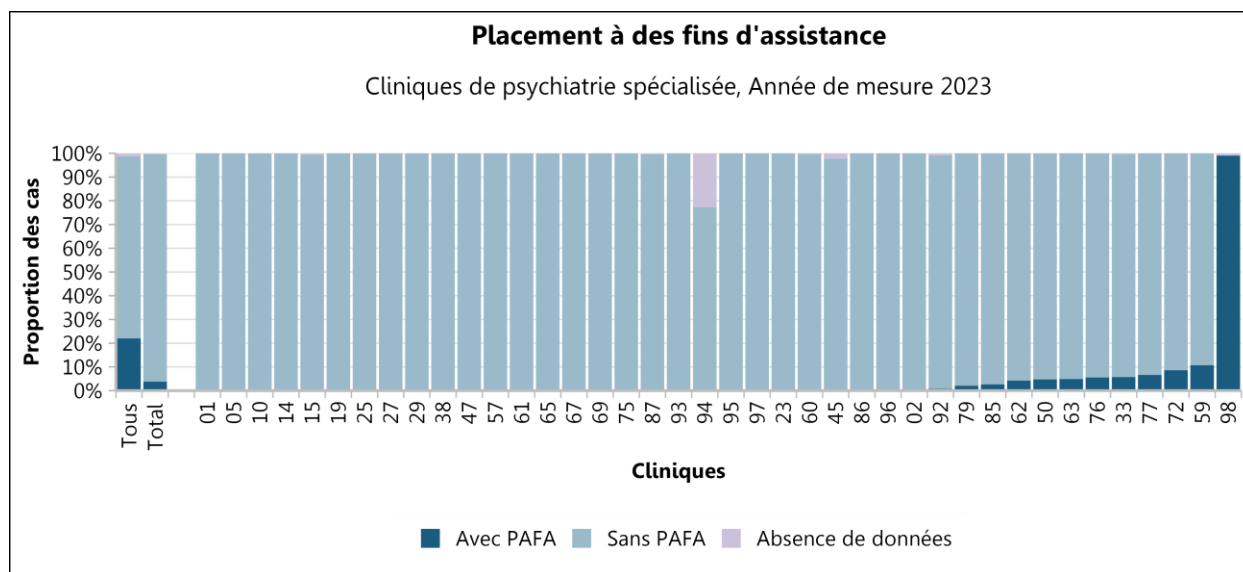


Figure 35: placement à des fins d'assistance au sein de la psychiatrie spécialisée

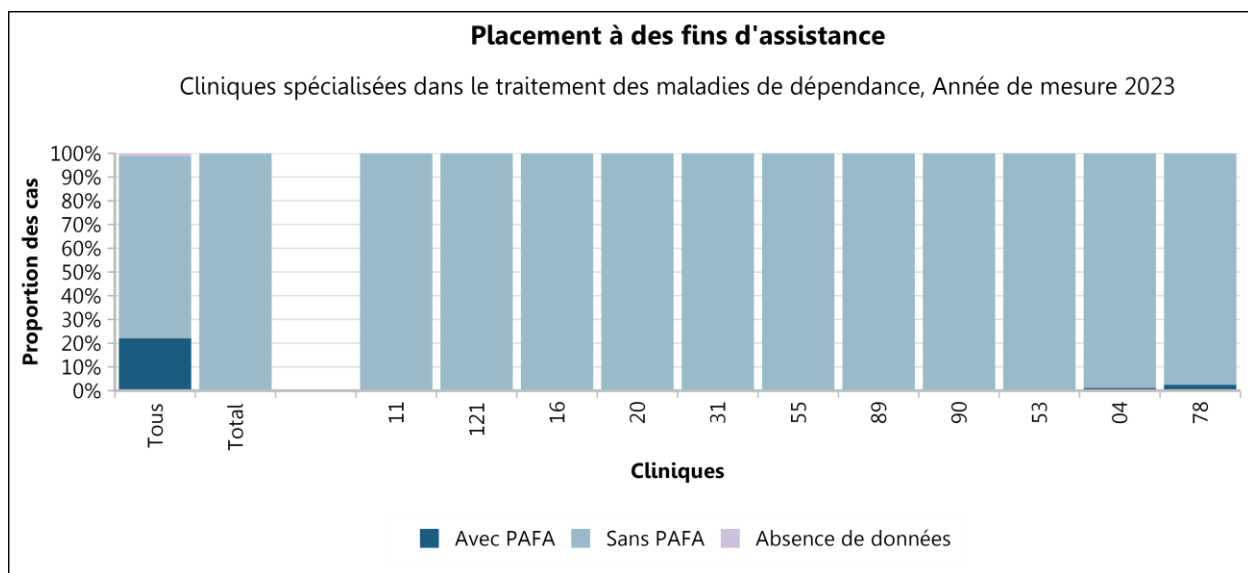


Figure 36: placement à des fins d'assistance au sein des cliniques spécialisées dans le traitement des troubles liés aux dépendance

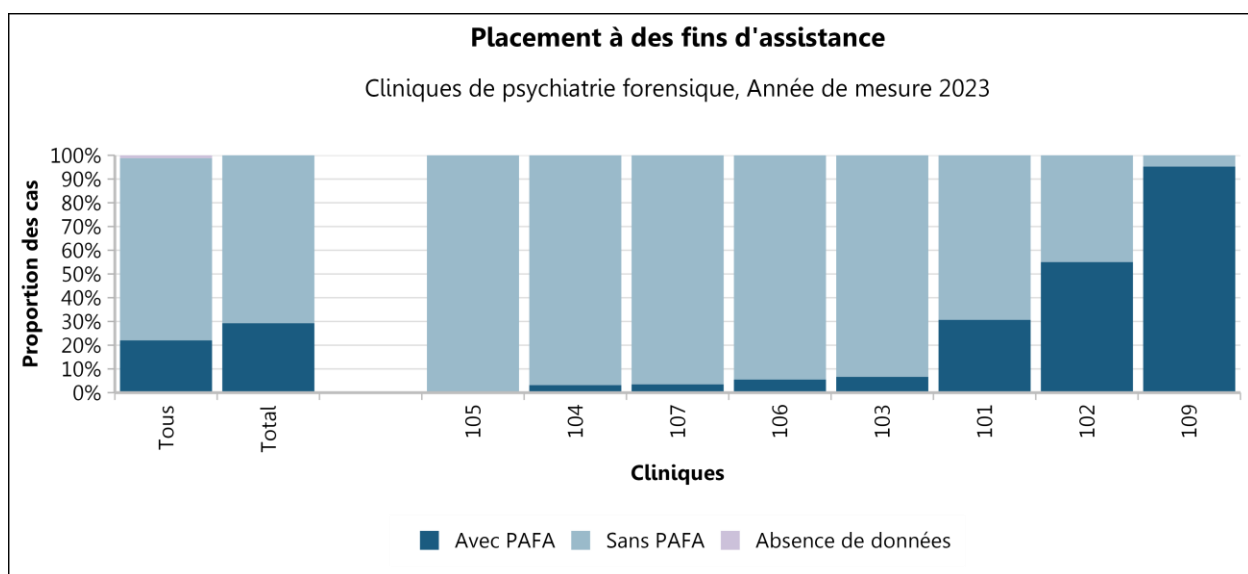


Figure 37: placement à des fins d'assistance au sein des cliniques de psychiatrie forensique

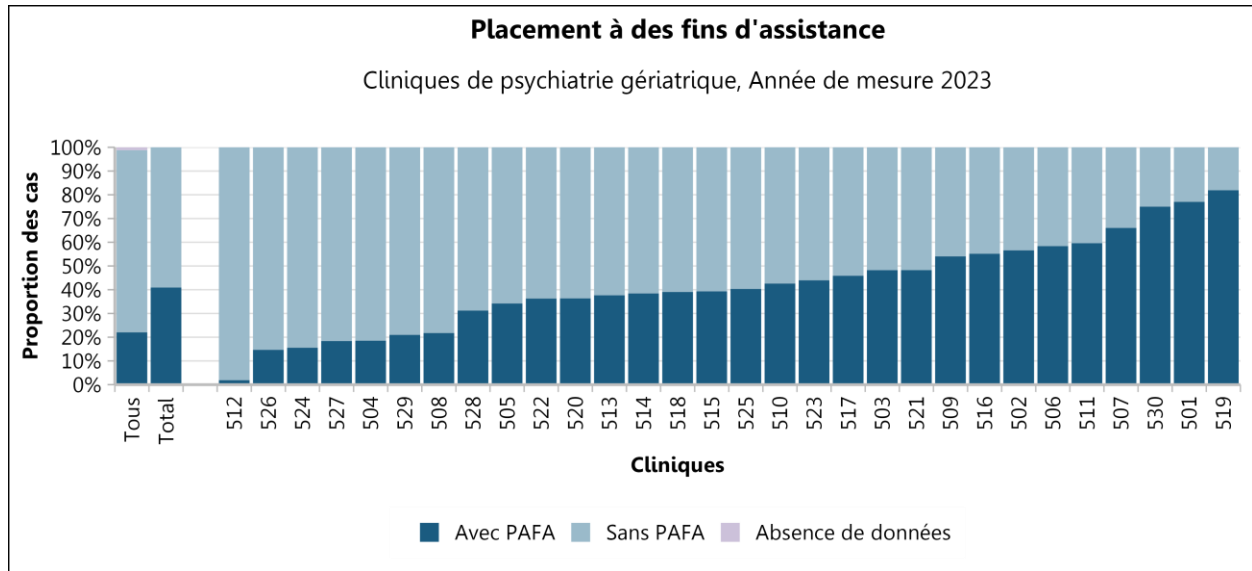


Figure 38: placement à des fins d'assistance au sein des cliniques de psychiatrie gériatrique



| Clinique                                    |       | Sans PAFA    |              | Avec PAFA    |              | Absence de données |             |
|---|-------|--------------|--------------|--------------|--------------|--------------------|-------------|
| <b>Toutes les cliniques</b>                 |       | <b>67242</b> | <b>76.7%</b> | <b>19303</b> | <b>22.0%</b> | <b>1070</b>        | <b>1.2%</b> |
| Cliniques de soins aigus et premier recours | Total | 44914        | 74.8%        | 14078        | 23.5%        | 1016               | 1.7%        |
|   | 03    | 2838         | 78.0%        | 801          | 22.0%        | 0                  | 0.0%        |
|   | 06    | 685          | 81.5%        | 156          | 18.5%        | 0                  | 0.0%        |
|   | 07    | 578          | 74.8%        | 195          | 25.2%        | 0                  | 0.0%        |
|   | 08    | 1819         | 70.9%        | 746          | 29.1%        | 0                  | 0.0%        |
|   | 12    | 1245         | 97.7%        | 29           | 2.3%         | 0                  | 0.0%        |
|   | 13    | 1611         | 66.1%        | 824          | 33.8%        | 1                  | 0.0%        |
|   | 17    | 1133         | 88.8%        | 143          | 11.2%        | 0                  | 0.0%        |
|   | 18    | 307          | 99.4%        | 2            | 0.6%         | 0                  | 0.0%        |
|   | 21    | 1562         | 98.6%        | 22           | 1.4%         | 0                  | 0.0%        |
|   | 22    | 2596         | 89.3%        | 310          | 10.7%        | 0                  | 0.0%        |
|   | 24    | 1140         | 77.6%        | 330          | 22.4%        | 0                  | 0.0%        |
|   | 26    | 1439         | 64.8%        | 783          | 35.2%        | 0                  | 0.0%        |
|   | 28    | 671          | 64.5%        | 370          | 35.5%        | 0                  | 0.0%        |
|   | 30    | 1219         | 73.8%        | 432          | 26.2%        | 0                  | 0.0%        |
|   | 32    | 812          | 67.9%        | 383          | 32.1%        | 0                  | 0.0%        |
|   | 34    | 1012         | 76.1%        | 318          | 23.9%        | 0                  | 0.0%        |
|   | 35    | 1010         | 64.8%        | 549          | 35.2%        | 0                  | 0.0%        |
|   | 36    | 545          | 73.4%        | 198          | 26.6%        | 0                  | 0.0%        |
|   | 37    | 1610         | 83.0%        | 330          | 17.0%        | 0                  | 0.0%        |
|   | 39    | 1569         | 77.3%        | 460          | 22.7%        | 0                  | 0.0%        |
|   | 40    | 1196         | 89.1%        | 145          | 10.8%        | 2                  | 0.1%        |
|   | 42    | 0            | 0.0%         | 0            | 0.0%         | 1006               | 100%        |
|   | 43    | 1274         | 62.2%        | 775          | 37.8%        | 0                  | 0.0%        |
|   | 44    | 462          | 100%         | 0            | 0.0%         | 0                  | 0.0%        |
|   | 46    | 1389         | 72.9%        | 514          | 27.0%        | 2                  | 0.1%        |
|   | 48    | 452          | 61.4%        | 284          | 38.6%        | 0                  | 0.0%        |
|   | 49    | 986          | 82.1%        | 215          | 17.9%        | 0                  | 0.0%        |
|   | 51    | 903          | 68.2%        | 421          | 31.8%        | 0                  | 0.0%        |
|   | 52    | 3182         | 74.2%        | 1108         | 25.8%        | 0                  | 0.0%        |
| 54  | 844   | 67.9%        | 399          | 32.1%        | 0            | 0.0%               |             |
| 56  | 2132  | 79.5%        | 549          | 20.5%        | 0            | 0.0%               |             |
| 58  | 1593  | 79.0%        | 424          | 21.0%        | 0            | 0.0%               |             |
| 66  | 444   | 81.9%        | 98           | 18.1%        | 0            | 0.0%               |             |
| 70  | 333   | 100%         | 0            | 0.0%         | 0            | 0.0%               |             |

|                                      | Clinique | Sans PAFA |       | Avec PAFA |       | Absence de données |      |
|--------------------------------------|----------|-----------|-------|-----------|-------|--------------------|------|
|                                      | 71       | 612       | 70.6% | 255       | 29.4% | 0                  | 0.0% |
|                                      | 73       | 716       | 72.3% | 274       | 27.7% | 0                  | 0.0% |
|                                      | 74       | 548       | 61.4% | 345       | 38.6% | 0                  | 0.0% |
|                                      | 82       | 786       | 51.2% | 748       | 48.8% | 0                  | 0.0% |
|                                      | 83       | 510       | 100%  | 0         | 0.0%  | 0                  | 0.0% |
|                                      | 88       | 114       | 93.4% | 8         | 6.6%  | 0                  | 0.0% |
|                                      | 99       | 277       | 97.9% | 1         | 0.4%  | 5                  | 1.8% |
|                                      | 122      | 760       | 85.0% | 134       | 15.0% | 0                  | 0.0% |
| Cliniques de psychiatrie spécialisée | Total    | 12597     | 95.8% | 500       | 3.8%  | 54                 | 0.4% |
|                                      | 01       | 744       | 100%  | 0         | 0.0%  | 0                  | 0.0% |
|                                      | 02       | 746       | 99.5% | 4         | 0.5%  | 0                  | 0.0% |
|                                      | 05       | 311       | 100%  | 0         | 0.0%  | 0                  | 0.0% |
|                                      | 10       | 69        | 100%  | 0         | 0.0%  | 0                  | 0.0% |
|                                      | 14       | 115       | 100%  | 0         | 0.0%  | 0                  | 0.0% |
|                                      | 15       | 203       | 99.5% | 0         | 0.0%  | 1                  | 0.5% |
|                                      | 19       | 481       | 100%  | 0         | 0.0%  | 0                  | 0.0% |
|                                      | 23       | 512       | 99.8% | 1         | 0.2%  | 0                  | 0.0% |
|                                      | 25       | 291       | 100%  | 0         | 0.0%  | 0                  | 0.0% |
|                                      | 27       | 141       | 100%  | 0         | 0.0%  | 0                  | 0.0% |
|                                      | 29       | 393       | 100%  | 0         | 0.0%  | 0                  | 0.0% |
|                                      | 33       | 361       | 94.0% | 22        | 5.7%  | 1                  | 0.3% |
|                                      | 38       | 311       | 100%  | 0         | 0.0%  | 0                  | 0.0% |
|                                      | 45       | 217       | 97.3% | 1         | 0.4%  | 5                  | 2.2% |
|                                      | 47       | 148       | 100%  | 0         | 0.0%  | 0                  | 0.0% |
|                                      | 50       | 562       | 95.3% | 28        | 4.7%  | 0                  | 0.0% |
|                                      | 57       | 654       | 100%  | 0         | 0.0%  | 0                  | 0.0% |
|                                      | 59       | 350       | 89.3% | 42        | 10.7% | 0                  | 0.0% |
|                                      | 60       | 330       | 99.4% | 1         | 0.3%  | 1                  | 0.3% |
|                                      | 61       | 569       | 100%  | 0         | 0.0%  | 0                  | 0.0% |
|                                      | 62       | 68        | 95.8% | 3         | 4.2%  | 0                  | 0.0% |
|                                      | 63       | 660       | 95.1% | 34        | 4.9%  | 0                  | 0.0% |
|                                      | 65       | 206       | 100%  | 0         | 0.0%  | 0                  | 0.0% |
|                                      | 67       | 8         | 100%  | 0         | 0.0%  | 0                  | 0.0% |
|                                      | 69       | 795       | 100%  | 0         | 0.0%  | 0                  | 0.0% |
|                                      | 72       | 117       | 91.4% | 11        | 8.6%  | 0                  | 0.0% |
|                                      | 75       | 334       | 100%  | 0         | 0.0%  | 0                  | 0.0% |
| 76                                   | 407      | 94.4%     | 24    | 5.6%      | 0     | 0.0%               |      |

|  | Clinique               | Sans PAFA |       | Avec PAFA |       | Absence de données |       |
|--|------------------------|-----------|-------|-----------|-------|--------------------|-------|
|  | 77                     | 155       | 93.4% | 11        | 6.6%  | 0                  | 0.0%  |
|  | 79                     | 379       | 97.9% | 8         | 2.1%  | 0                  | 0.0%  |
|  | 85                     | 37        | 97.4% | 1         | 2.6%  | 0                  | 0.0%  |
|  | 86                     | 218       | 99.5% | 1         | 0.5%  | 0                  | 0.0%  |
|  | 87                     | 222       | 99.6% | 0         | 0.0%  | 1                  | 0.4%  |
|  | 92                     | 129       | 98.5% | 1         | 0.8%  | 1                  | 0.8%  |
|  | 93                     | 384       | 100%  | 0         | 0.0%  | 0                  | 0.0%  |
|  | 94                     | 140       | 77.3% | 0         | 0.0%  | 41                 | 22.7% |
|  | 95                     | 206       | 100%  | 0         | 0.0%  | 0                  | 0.0%  |
|  | 96                     | 200       | 99.5% | 1         | 0.5%  | 0                  | 0.0%  |
|  | 97                     | 424       | 100%  | 0         | 0.0%  | 0                  | 0.0%  |
|  | 98                     | 0         | 0.0%  | 306       | 99.0% | 3                  | 1.0%  |
| Cliniques spécialisées dans le traitement des maladies de dépendance | Total                  | 2705      | 99.8% | 6         | 0.2%  | 0                  | 0.0%  |
|  | 04                     | 89        | 98.9% | 1         | 1.1%  | 0                  | 0.0%  |
|  | 11                     | 605       | 100%  | 0         | 0.0%  | 0                  | 0.0%  |
|  | 16                     | 356       | 100%  | 0         | 0.0%  | 0                  | 0.0%  |
|  | 20                     | 179       | 100%  | 0         | 0.0%  | 0                  | 0.0%  |
|  | 31                     | 85        | 100%  | 0         | 0.0%  | 0                  | 0.0%  |
|  | 53                     | 232       | 99.6% | 1         | 0.4%  | 0                  | 0.0%  |
|  | 55                     | 715       | 100%  | 0         | 0.0%  | 0                  | 0.0%  |
|  | 78                     | 160       | 97.6% | 4         | 2.4%  | 0                  | 0.0%  |
|  | 89                     | 70        | 100%  | 0         | 0.0%  | 0                  | 0.0%  |
|  | 90                     | 41        | 100%  | 0         | 0.0%  | 0                  | 0.0%  |
|  | 121                    | 173       | 100%  | 0         | 0.0%  | 0                  | 0.0%  |
|  | Psychiatrie forensique | Total     | 520   | 70.7%     | 215   | 29.3%              | 0     |
| 101  |                        | 52        | 69.3% | 23        | 30.7% | 0                  | 0.0%  |
| 102  |                        | 130       | 45.0% | 159       | 55.0% | 0                  | 0.0%  |
| 103  |                        | 14        | 93.3% | 1         | 6.7%  | 0                  | 0.0%  |
| 104  |                        | 61        | 96.8% | 2         | 3.2%  | 0                  | 0.0%  |
| 105  |                        | 48        | 100%  | 0         | 0.0%  | 0                  | 0.0%  |
| 106  |                        | 103       | 94.5% | 6         | 5.5%  | 0                  | 0.0%  |
| 107  |                        | 111       | 96.5% | 4         | 3.5%  | 0                  | 0.0%  |
| 109  |                        | 1         | 4.8%  | 20        | 95.2% | 0                  | 0.0%  |
| Psychiatrie gériatrique  | Total                  | 6506      | 59.1% | 4504      | 40.9% | 0                  | 0.0%  |

| Clinique | Sans PAFA |       | Avec PAFA |       | Absence de données |      |
|----------|-----------|-------|-----------|-------|--------------------|------|
| 501      | 20        | 23.0% | 67        | 77.0% | 0                  | 0.0% |
| 502      | 162       | 43.4% | 211       | 56.6% | 0                  | 0.0% |
| 503      | 102       | 51.8% | 95        | 48.2% | 0                  | 0.0% |
| 504      | 132       | 81.5% | 30        | 18.5% | 0                  | 0.0% |
| 505      | 431       | 65.8% | 224       | 34.2% | 0                  | 0.0% |
| 506      | 137       | 41.6% | 192       | 58.4% | 0                  | 0.0% |
| 507      | 53        | 34.0% | 103       | 66.0% | 0                  | 0.0% |
| 508      | 252       | 78.3% | 70        | 21.7% | 0                  | 0.0% |
| 509      | 251       | 46.0% | 295       | 54.0% | 0                  | 0.0% |
| 510      | 159       | 57.4% | 118       | 42.6% | 0                  | 0.0% |
| 511      | 141       | 40.4% | 208       | 59.6% | 0                  | 0.0% |
| 512      | 528       | 98.1% | 10        | 1.9%  | 0                  | 0.0% |
| 513      | 275       | 62.4% | 166       | 37.6% | 0                  | 0.0% |
| 514      | 548       | 61.6% | 342       | 38.4% | 0                  | 0.0% |
| 515      | 153       | 60.7% | 99        | 39.3% | 0                  | 0.0% |
| 516      | 287       | 44.8% | 353       | 55.2% | 0                  | 0.0% |
| 517      | 328       | 54.1% | 278       | 45.9% | 0                  | 0.0% |
| 518      | 225       | 61.0% | 144       | 39.0% | 0                  | 0.0% |
| 519      | 51        | 18.1% | 231       | 81.9% | 0                  | 0.0% |
| 520      | 205       | 63.7% | 117       | 36.3% | 0                  | 0.0% |
| 521      | 222       | 51.7% | 207       | 48.3% | 0                  | 0.0% |
| 522      | 304       | 63.7% | 173       | 36.3% | 0                  | 0.0% |
| 523      | 167       | 56.0% | 131       | 44.0% | 0                  | 0.0% |
| 524      | 342       | 84.4% | 63        | 15.6% | 0                  | 0.0% |
| 525      | 259       | 59.7% | 175       | 40.3% | 0                  | 0.0% |
| 526      | 227       | 85.3% | 39        | 14.7% | 0                  | 0.0% |
| 527      | 169       | 81.6% | 38        | 18.4% | 0                  | 0.0% |
| 528      | 194       | 68.8% | 88        | 31.2% | 0                  | 0.0% |
| 529      | 113       | 79.0% | 30        | 21.0% | 0                  | 0.0% |
| 530      | 69        | 25.0% | 207       | 75.0% | 0                  | 0.0% |

Tableau 10: placement à des fins d'assistance au sein des cliniques

## 1.9 Domaine de traitement

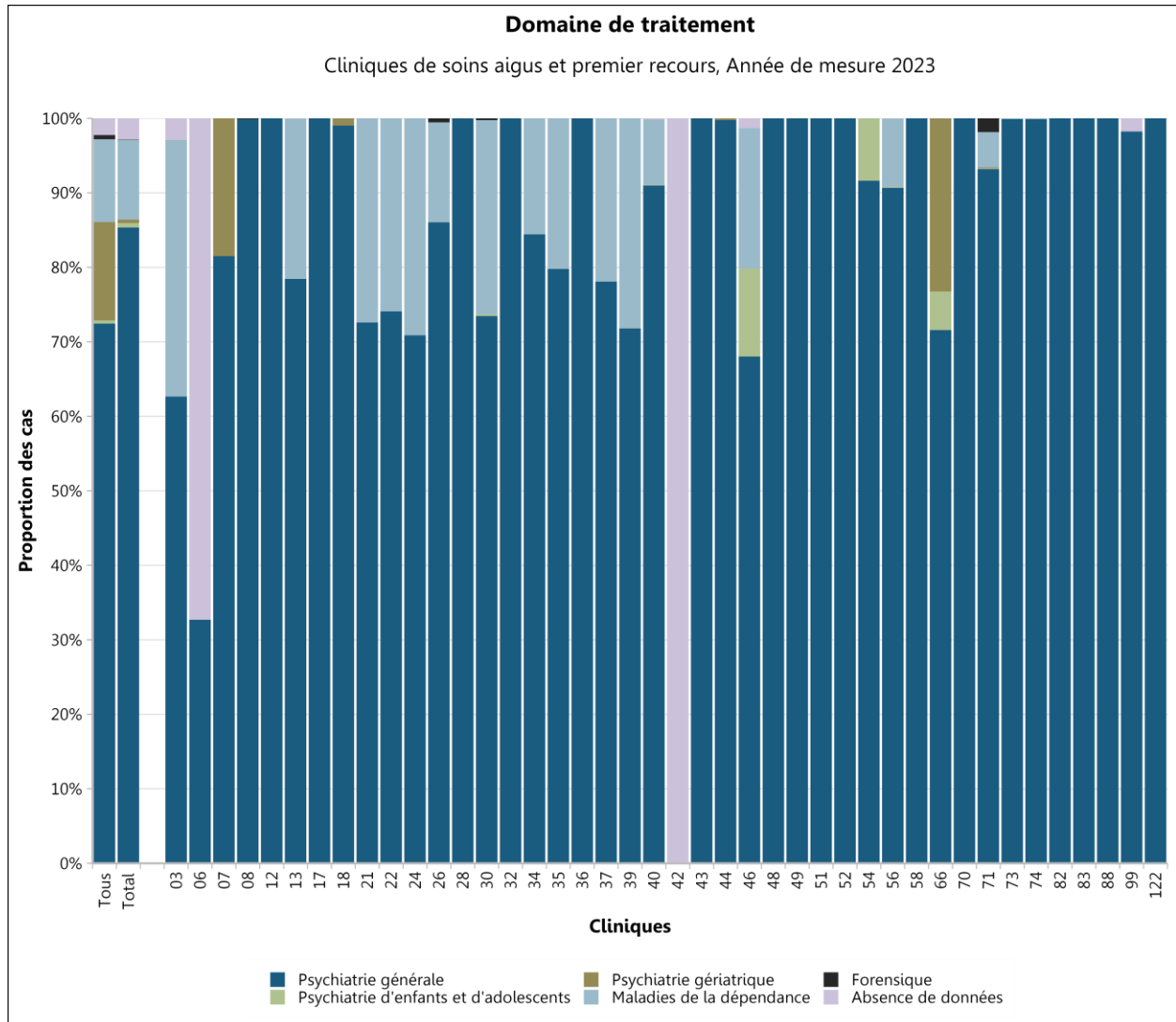


Figure 39: répartition par domaine de traitement au sein des centres de soins aigus et premier recours

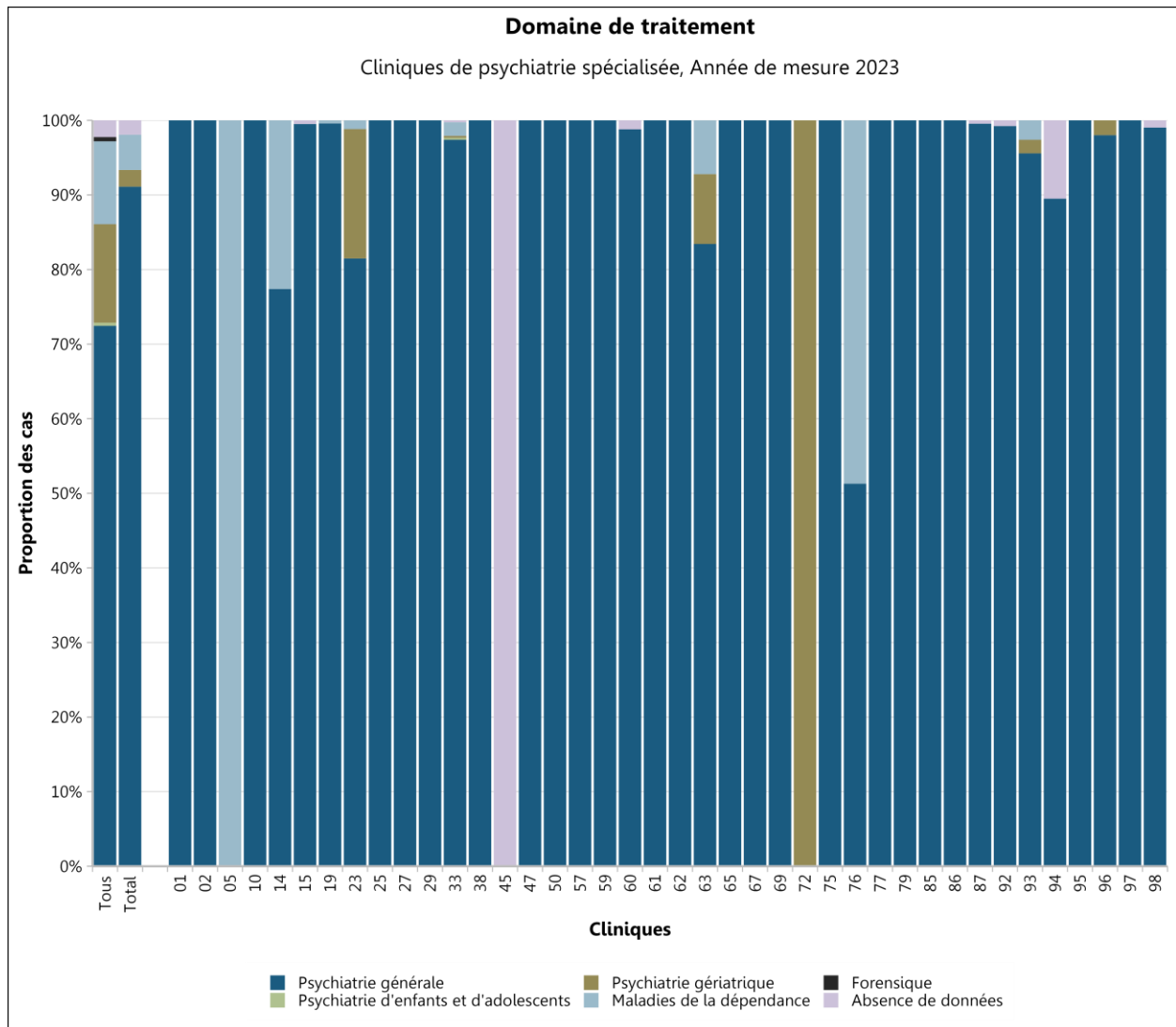


Figure 40: répartition par domaine de traitement au sein de la psychiatrie spécialisée

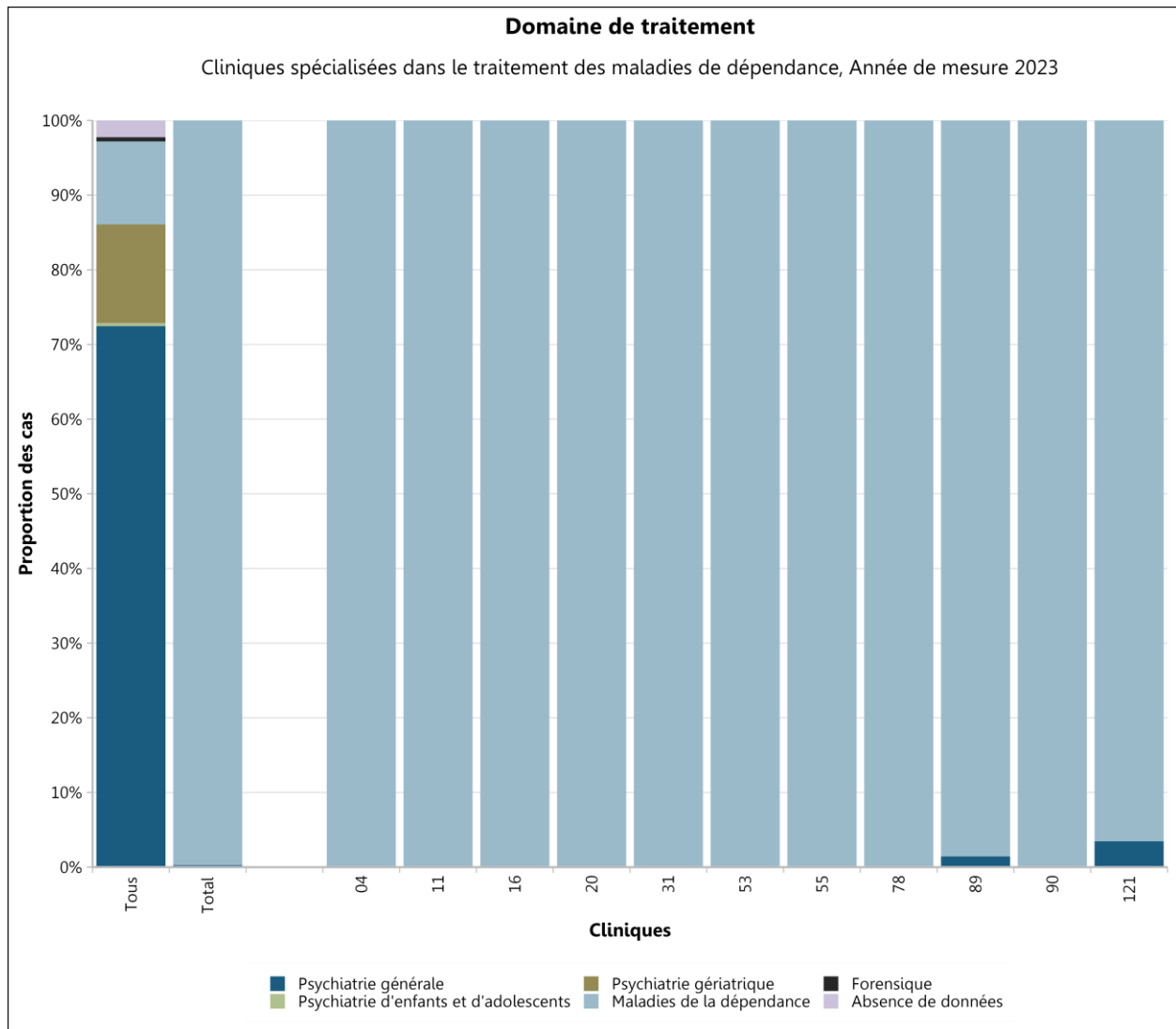


Figure 41: répartition par domaine de traitement au sein des cliniques spécialisées dans le traitement maladies de dépendance

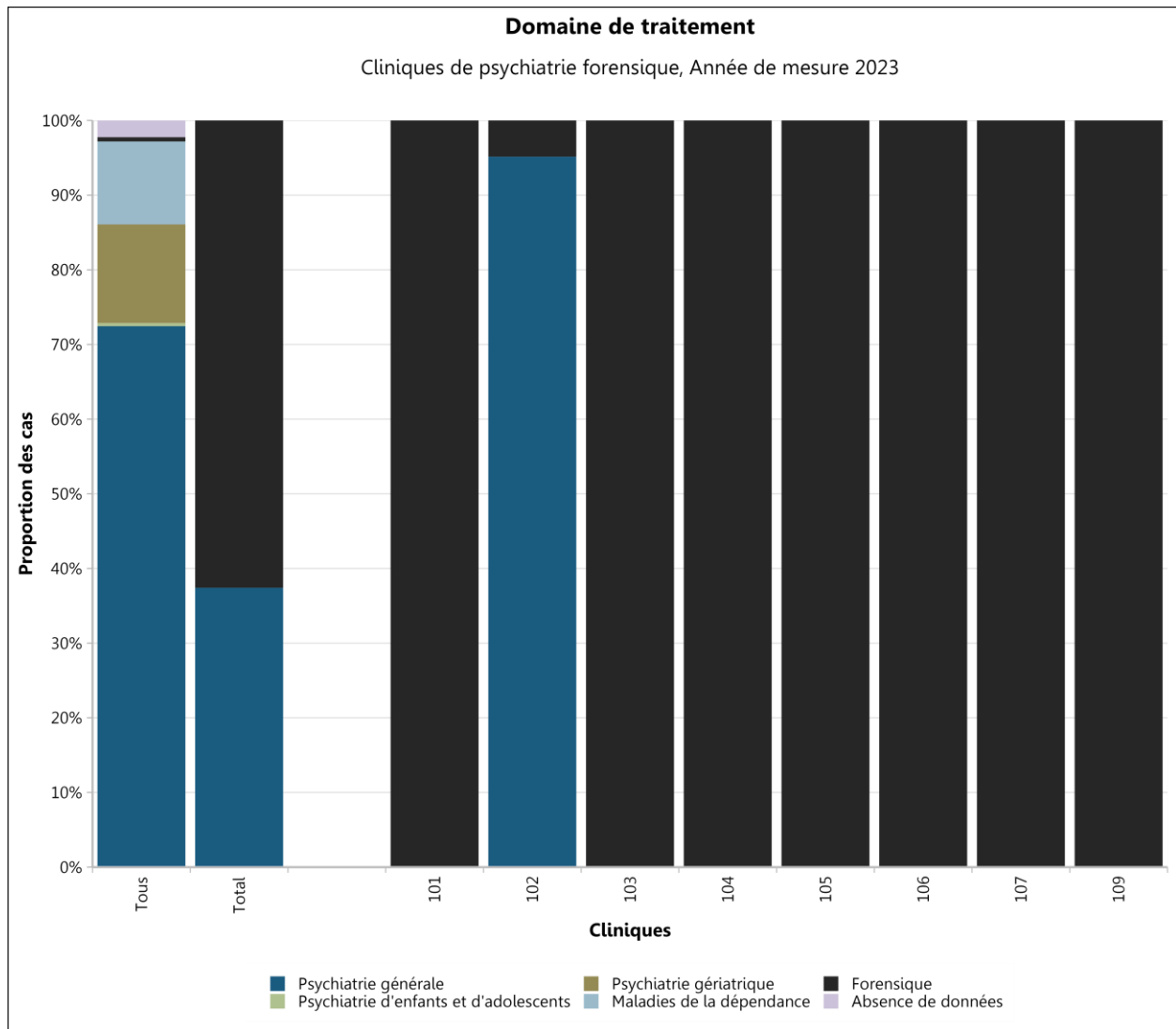


Figure 42: répartition par domaine de traitement au sein des cliniques de psychiatrie forensique



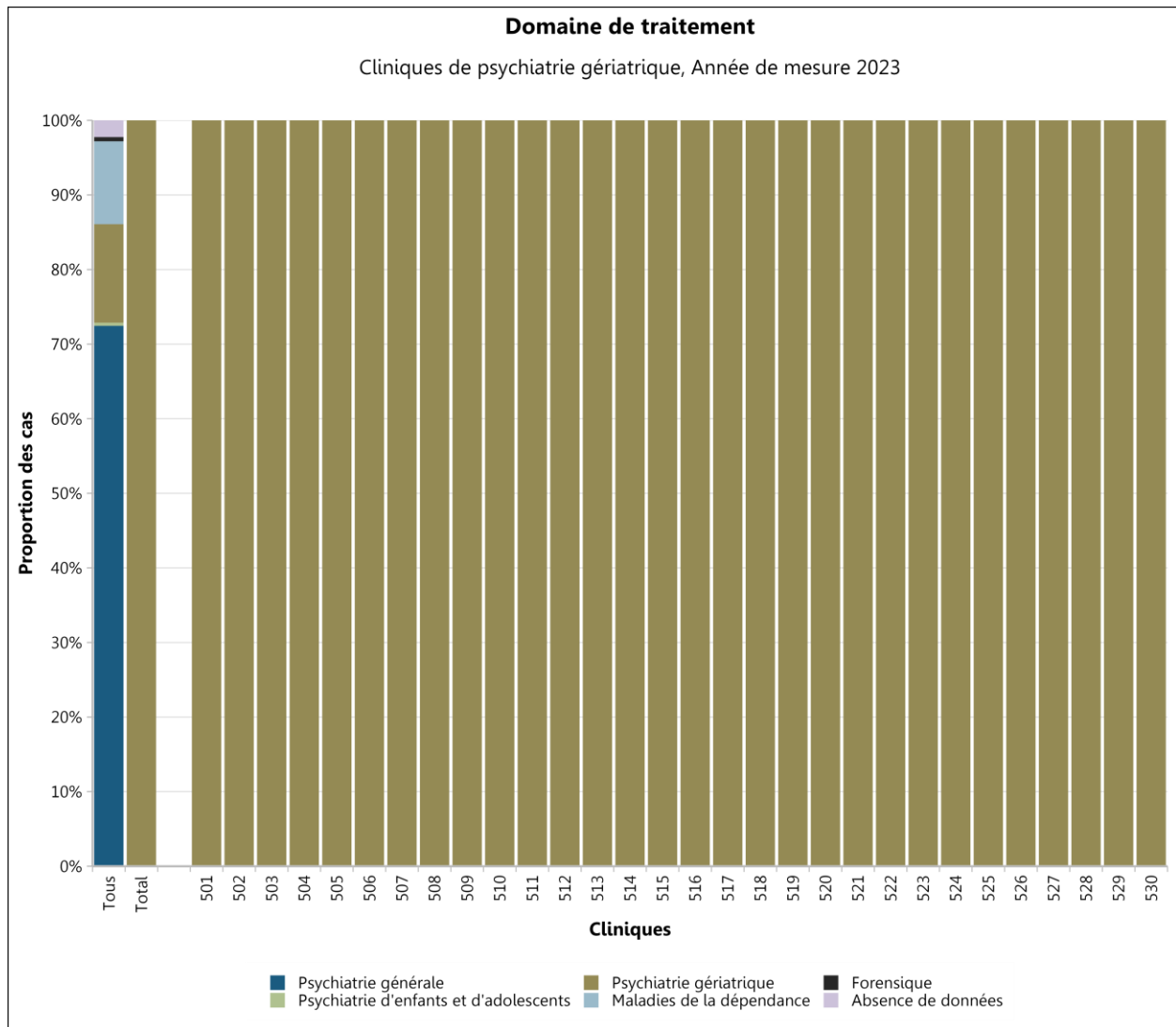


Figure 43: répartition par domaine de traitement au sein des cliniques de psychiatrie gériatrique

| Clinique                                    | Psychiatrie générale | Psychiatrie d'enfants et d'adolescents | Psychiatrie gériatrique | Maladies de la dépendance | Forensique  | Absence de données |       |
|---|----------------------|--|-------------------------|---------------------------|-------------|--------------------|-------|
| <b>Toutes les cliniques</b>                 | <b>72.5%</b>         | <b>0.4%</b>                            | <b>13.2%</b>            | <b>11.1%</b>              | <b>0.6%</b> | <b>2.2%</b>        |       |
| Cliniques de soins aigus et premier recours | Total                | 85.3%                                  | 0.6%                    | 0.5%                      | 10.7%       | 0.1%               | 2.9%  |
|   | 03                   | 62.7%                                  | 0.0%                    | 0.0%                      | 34.5%       | 0.0%               | 2.9%  |
|   | 06                   | 32.7%                                  | 0.0%                    | 0.0%                      | 0.0%        | 0.0%               | 67.3% |
|   | 07                   | 81.5%                                  | 0.0%                    | 18.5%                     | 0.0%        | 0.0%               | 0.0%  |
|   | 08                   | 99.9%                                  | 0.0%                    | 0.0%                      | 0.0%        | 0.1%               | 0.0%  |
|   | 12                   | 100%                                   | 0.0%                    | 0.0%                      | 0.0%        | 0.0%               | 0.0%  |
|   | 13                   | 78.4%                                  | 0.0%                    | 0.0%                      | 21.5%       | 0.0%               | 0.0%  |
|   | 17                   | 100%                                   | 0.0%                    | 0.0%                      | 0.0%        | 0.0%               | 0.0%  |
|   | 18                   | 99.0%                                  | 0.0%                    | 1.0%                      | 0.0%        | 0.0%               | 0.0%  |
|   | 21                   | 72.6%                                  | 0.0%                    | 0.0%                      | 27.4%       | 0.0%               | 0.0%  |
|   | 22                   | 74.1%                                  | 0.0%                    | 0.0%                      | 25.9%       | 0.0%               | 0.0%  |
|   | 24                   | 70.9%                                  | 0.0%                    | 0.0%                      | 29.1%       | 0.0%               | 0.0%  |
|   | 26                   | 86.0%                                  | 0.0%                    | 0.0%                      | 13.4%       | 0.5%               | 0.0%  |
|   | 28                   | 100%                                   | 0.0%                    | 0.0%                      | 0.0%        | 0.0%               | 0.0%  |
|   | 30                   | 73.5%                                  | 0.2%                    | 0.0%                      | 26.0%       | 0.2%               | 0.0%  |
|   | 32                   | 100%                                   | 0.0%                    | 0.0%                      | 0.0%        | 0.0%               | 0.0%  |
|   | 34                   | 84.4%                                  | 0.0%                    | 0.0%                      | 15.6%       | 0.0%               | 0.0%  |
|   | 35                   | 79.8%                                  | 0.0%                    | 0.0%                      | 20.2%       | 0.0%               | 0.0%  |
|   | 36                   | 100%                                   | 0.0%                    | 0.0%                      | 0.0%        | 0.0%               | 0.0%  |
|   | 37                   | 78.1%                                  | 0.0%                    | 0.0%                      | 21.9%       | 0.0%               | 0.0%  |
|   | 39                   | 71.8%                                  | 0.0%                    | 0.0%                      | 28.2%       | 0.0%               | 0.0%  |
|   | 40                   | 91.0%                                  | 0.1%                    | 0.0%                      | 8.8%        | 0.0%               | 0.1%  |
|   | 42                   | 0.0%                                   | 0.0%                    | 0.0%                      | 0.0%        | 0.0%               | 100%  |
|   | 43                   | 100%                                   | 0.0%                    | 0.0%                      | 0.0%        | 0.0%               | 0.0%  |
|   | 44                   | 99.8%                                  | 0.0%                    | 0.2%                      | 0.0%        | 0.0%               | 0.0%  |
|   | 46                   | 68.0%                                  | 11.8%                   | 0.0%                      | 18.8%       | 0.0%               | 1.3%  |
|   | 48                   | 100%                                   | 0.0%                    | 0.0%                      | 0.0%        | 0.0%               | 0.0%  |
|   | 49                   | 100%                                   | 0.0%                    | 0.0%                      | 0.0%        | 0.0%               | 0.0%  |
|   | 51                   | 100%                                   | 0.0%                    | 0.0%                      | 0.0%        | 0.0%               | 0.0%  |
|   | 52                   | 100%                                   | 0.0%                    | 0.0%                      | 0.0%        | 0.0%               | 0.0%  |

| Clinique                             | Psychiatrie générale | Psychiatrie d'enfants et d'adolescents | Psychiatrie gériatrique | Maladies de la dépendance | Forensique | Absence de données |      |
|--------------------------------------|----------------------|--|-------------------------|---------------------------|------------|--------------------|------|
|                                      | 54                   | 91.6%                                  | 8.4%                    | 0.0%                      | 0.0%       | 0.0%               | 0.0% |
|                                      | 56                   | 90.7%                                  | 0.1%                    | 0.0%                      | 9.2%       | 0.0%               | 0.0% |
|                                      | 58                   | 100%                                   | 0.0%                    | 0.0%                      | 0.0%       | 0.0%               | 0.0% |
|                                      | 66                   | 71.6%                                  | 5.2%                    | 23.2%                     | 0.0%       | 0.0%               | 0.0% |
|                                      | 70                   | 100%                                   | 0.0%                    | 0.0%                      | 0.0%       | 0.0%               | 0.0% |
|                                      | 71                   | 93.2%                                  | 0.1%                    | 0.1%                      | 4.7%       | 1.8%               | 0.0% |
|                                      | 73                   | 99.9%                                  | 0.0%                    | 0.0%                      | 0.1%       | 0.0%               | 0.0% |
|                                      | 74                   | 99.9%                                  | 0.0%                    | 0.0%                      | 0.1%       | 0.0%               | 0.0% |
|                                      | 82                   | 100%                                   | 0.0%                    | 0.0%                      | 0.0%       | 0.0%               | 0.0% |
|                                      | 83                   | 100%                                   | 0.0%                    | 0.0%                      | 0.0%       | 0.0%               | 0.0% |
|                                      | 88                   | 100%                                   | 0.0%                    | 0.0%                      | 0.0%       | 0.0%               | 0.0% |
|                                      | 99                   | 98.2%                                  | 0.0%                    | 0.0%                      | 0.0%       | 0.0%               | 1.8% |
|                                      | 122                  | 100%                                   | 0.0%                    | 0.0%                      | 0.0%       | 0.0%               | 0.0% |
| CLiniques de psychiatrie spécialisée | Total                | 91.1%                                  | 0.0%                    | 2.2%                      | 4.7%       | 0.0%               | 1.9% |
|                                      | 01                   | 100%                                   | 0.0%                    | 0.0%                      | 0.0%       | 0.0%               | 0.0% |
|                                      | 02                   | 100%                                   | 0.0%                    | 0.0%                      | 0.0%       | 0.0%               | 0.0% |
|                                      | 05                   | 0.0%                                   | 0.0%                    | 0.0%                      | 100%       | 0.0%               | 0.0% |
|                                      | 10                   | 100%                                   | 0.0%                    | 0.0%                      | 0.0%       | 0.0%               | 0.0% |
|                                      | 14                   | 77.4%                                  | 0.0%                    | 0.0%                      | 22.6%      | 0.0%               | 0.0% |
|                                      | 15                   | 99.5%                                  | 0.0%                    | 0.0%                      | 0.0%       | 0.0%               | 0.5% |
|                                      | 19                   | 99.6%                                  | 0.0%                    | 0.0%                      | 0.4%       | 0.0%               | 0.0% |
|                                      | 23                   | 81.5%                                  | 0.0%                    | 17.3%                     | 1.2%       | 0.0%               | 0.0% |
|                                      | 25                   | 100%                                   | 0.0%                    | 0.0%                      | 0.0%       | 0.0%               | 0.0% |
|                                      | 27                   | 100%                                   | 0.0%                    | 0.0%                      | 0.0%       | 0.0%               | 0.0% |
|                                      | 29                   | 100%                                   | 0.0%                    | 0.0%                      | 0.0%       | 0.0%               | 0.0% |
|                                      | 33                   | 97.4%                                  | 0.3%                    | 0.3%                      | 1.8%       | 0.0%               | 0.3% |
|                                      | 38                   | 100%                                   | 0.0%                    | 0.0%                      | 0.0%       | 0.0%               | 0.0% |
|                                      | 45                   | 0.0%                                   | 0.0%                    | 0.0%                      | 0.0%       | 0.0%               | 100% |
|                                      | 47                   | 100%                                   | 0.0%                    | 0.0%                      | 0.0%       | 0.0%               | 0.0% |
|                                      | 50                   | 100%                                   | 0.0%                    | 0.0%                      | 0.0%       | 0.0%               | 0.0% |
|                                      | 57                   | 100%                                   | 0.0%                    | 0.0%                      | 0.0%       | 0.0%               | 0.0% |
|                                      | 59                   | 100%                                   | 0.0%                    | 0.0%                      | 0.0%       | 0.0%               | 0.0% |

| Clinique   | Psychiatrie générale | Psychiatrie d'enfants et d'adolescents | Psychiatrie gériatrique | Maladies de la dépendance | Forensique | Absence de données |
|--|----------------------|--|-------------------------|---------------------------|------------|--------------------|
| 60   | 98.8%                | 0.0%                                   | 0.0%                    | 0.0%                      | 0.0%       | 1.2%               |
| 61   | 100%                 | 0.0%                                   | 0.0%                    | 0.0%                      | 0.0%       | 0.0%               |
| 62   | 100%                 | 0.0%                                   | 0.0%                    | 0.0%                      | 0.0%       | 0.0%               |
| 63   | 83.4%                | 0.0%                                   | 9.4%                    | 7.2%                      | 0.0%       | 0.0%               |
| 65   | 100%                 | 0.0%                                   | 0.0%                    | 0.0%                      | 0.0%       | 0.0%               |
| 67   | 100%                 | 0.0%                                   | 0.0%                    | 0.0%                      | 0.0%       | 0.0%               |
| 69   | 100%                 | 0.0%                                   | 0.0%                    | 0.0%                      | 0.0%       | 0.0%               |
| 72   | 0.0%                 | 0.0%                                   | 100%                    | 0.0%                      | 0.0%       | 0.0%               |
| 75   | 100%                 | 0.0%                                   | 0.0%                    | 0.0%                      | 0.0%       | 0.0%               |
| 76   | 51.3%                | 0.0%                                   | 0.0%                    | 48.7%                     | 0.0%       | 0.0%               |
| 77   | 100%                 | 0.0%                                   | 0.0%                    | 0.0%                      | 0.0%       | 0.0%               |
| 79   | 100%                 | 0.0%                                   | 0.0%                    | 0.0%                      | 0.0%       | 0.0%               |
| 85   | 100%                 | 0.0%                                   | 0.0%                    | 0.0%                      | 0.0%       | 0.0%               |
| 86   | 100%                 | 0.0%                                   | 0.0%                    | 0.0%                      | 0.0%       | 0.0%               |
| 87   | 99.6%                | 0.0%                                   | 0.0%                    | 0.0%                      | 0.0%       | 0.4%               |
| 92   | 99.2%                | 0.0%                                   | 0.0%                    | 0.0%                      | 0.0%       | 0.8%               |
| 93   | 95.6%                | 0.0%                                   | 1.8%                    | 2.6%                      | 0.0%       | 0.0%               |
| 94   | 89.5%                | 0.0%                                   | 0.0%                    | 0.0%                      | 0.0%       | 10.5%              |
| 95   | 100%                 | 0.0%                                   | 0.0%                    | 0.0%                      | 0.0%       | 0.0%               |
| 96   | 98.0%                | 0.0%                                   | 2.0%                    | 0.0%                      | 0.0%       | 0.0%               |
| 97   | 100%                 | 0.0%                                   | 0.0%                    | 0.0%                      | 0.0%       | 0.0%               |
| 98   | 99.0%                | 0.0%                                   | 0.0%                    | 0.0%                      | 0.0%       | 1.0%               |
| Cliniques spécialisées dans le traitement des maladies de dépendance | Total                | 0.3%                                   | 0.0%                    | 0.0%                      | 99.7%      | 0.0%               |
|  | 04                   | 0.0%                                   | 0.0%                    | 0.0%                      | 100%       | 0.0%               |
|  | 11                   | 0.0%                                   | 0.0%                    | 0.0%                      | 100%       | 0.0%               |
|  | 16                   | 0.0%                                   | 0.0%                    | 0.0%                      | 100%       | 0.0%               |
|  | 20                   | 0.0%                                   | 0.0%                    | 0.0%                      | 100%       | 0.0%               |
|  | 31                   | 0.0%                                   | 0.0%                    | 0.0%                      | 100%       | 0.0%               |
|  | 53                   | 0.0%                                   | 0.0%                    | 0.0%                      | 100%       | 0.0%               |
|  | 55                   | 0.0%                                   | 0.0%                    | 0.0%                      | 100%       | 0.0%               |

|                         | Clinique | Psychiatrie générale | Psychiatrie d'enfants et d'adolescents | Psychiatrie gériatrique | Maladies de la dépendance | Forensique | Absence de données |
|-------------------------|----------|----------------------|--|-------------------------|---------------------------|------------|--------------------|
|                         |          | 78                   | 0.0%                                   | 0.0%                    | 0.0%                      | 100%       | 0.0%               |
|                         |          | 89                   | 1.4%                                   | 0.0%                    | 0.0%                      | 98.6%      | 0.0%               |
|                         |          | 90                   | 0.0%                                   | 0.0%                    | 0.0%                      | 100%       | 0.0%               |
|                         |          | 121                  | 3.5%                                   | 0.0%                    | 0.0%                      | 96.5%      | 0.0%               |
| Psychiatrie forensique  | Total    | 37.4%                | 0.0%                                   | 0.0%                    | 0.0%                      | 62.6%      | 0.0%               |
|                         |          | 101                  | 0.0%                                   | 0.0%                    | 0.0%                      | 100%       | 0.0%               |
|                         |          | 102                  | 95.2%                                  | 0.0%                    | 0.0%                      | 4.8%       | 0.0%               |
|                         |          | 103                  | 0.0%                                   | 0.0%                    | 0.0%                      | 100%       | 0.0%               |
|                         |          | 104                  | 0.0%                                   | 0.0%                    | 0.0%                      | 100%       | 0.0%               |
|                         |          | 105                  | 0.0%                                   | 0.0%                    | 0.0%                      | 100%       | 0.0%               |
|                         |          | 106                  | 0.0%                                   | 0.0%                    | 0.0%                      | 100%       | 0.0%               |
|                         |          | 107                  | 0.0%                                   | 0.0%                    | 0.0%                      | 100%       | 0.0%               |
|                         |          | 109                  | 0.0%                                   | 0.0%                    | 0.0%                      | 100%       | 0.0%               |
| Psychiatrie gériatrique | Total    | 0.0%                 | 0.0%                                   | 100%                    | 0.0%                      | 0.0%       | 0.0%               |
|                         |          | 501                  | 0.0%                                   | 0.0%                    | 100%                      | 0.0%       | 0.0%               |
|                         |          | 502                  | 0.0%                                   | 0.0%                    | 100%                      | 0.0%       | 0.0%               |
|                         |          | 503                  | 0.0%                                   | 0.0%                    | 100%                      | 0.0%       | 0.0%               |
|                         |          | 504                  | 0.0%                                   | 0.0%                    | 100%                      | 0.0%       | 0.0%               |
|                         |          | 505                  | 0.0%                                   | 0.0%                    | 100%                      | 0.0%       | 0.0%               |
|                         |          | 506                  | 0.0%                                   | 0.0%                    | 100%                      | 0.0%       | 0.0%               |
|                         |          | 507                  | 0.0%                                   | 0.0%                    | 100%                      | 0.0%       | 0.0%               |
|                         |          | 508                  | 0.0%                                   | 0.0%                    | 100%                      | 0.0%       | 0.0%               |
|                         |          | 509                  | 0.0%                                   | 0.0%                    | 100%                      | 0.0%       | 0.0%               |
|                         |          | 510                  | 0.0%                                   | 0.0%                    | 100%                      | 0.0%       | 0.0%               |
|                         |          | 511                  | 0.0%                                   | 0.0%                    | 100%                      | 0.0%       | 0.0%               |
|                         |          | 512                  | 0.0%                                   | 0.0%                    | 100%                      | 0.0%       | 0.0%               |
|                         |          | 513                  | 0.0%                                   | 0.0%                    | 100%                      | 0.0%       | 0.0%               |
|                         |          | 514                  | 0.0%                                   | 0.0%                    | 100%                      | 0.0%       | 0.0%               |
|                         |          | 515                  | 0.0%                                   | 0.0%                    | 100%                      | 0.0%       | 0.0%               |
|                         |          | 516                  | 0.0%                                   | 0.0%                    | 100%                      | 0.0%       | 0.0%               |
|                         |          | 517                  | 0.0%                                   | 0.0%                    | 100%                      | 0.0%       | 0.0%               |
|                         |          | 518                  | 0.0%                                   | 0.0%                    | 100%                      | 0.0%       | 0.0%               |

| Clinique | Psychiatrie générale | Psychiatrie d'enfants et d'adolescents | Psychiatrie gériatrique | Maladies de la dépendance | Forensique | Absence de données |
|----------|----------------------|--|-------------------------|---------------------------|------------|--------------------|
| 519      | 0.0%                 | 0.0%                                   | 100%                    | 0.0%                      | 0.0%       | 0.0%               |
| 520      | 0.0%                 | 0.0%                                   | 100%                    | 0.0%                      | 0.0%       | 0.0%               |
| 521      | 0.0%                 | 0.0%                                   | 100%                    | 0.0%                      | 0.0%       | 0.0%               |
| 522      | 0.0%                 | 0.0%                                   | 100%                    | 0.0%                      | 0.0%       | 0.0%               |
| 523      | 0.0%                 | 0.0%                                   | 100%                    | 0.0%                      | 0.0%       | 0.0%               |
| 524      | 0.0%                 | 0.0%                                   | 100%                    | 0.0%                      | 0.0%       | 0.0%               |
| 525      | 0.0%                 | 0.0%                                   | 100%                    | 0.0%                      | 0.0%       | 0.0%               |
| 526      | 0.0%                 | 0.0%                                   | 100%                    | 0.0%                      | 0.0%       | 0.0%               |
| 527      | 0.0%                 | 0.0%                                   | 100%                    | 0.0%                      | 0.0%       | 0.0%               |
| 528      | 0.0%                 | 0.0%                                   | 100%                    | 0.0%                      | 0.0%       | 0.0%               |
| 529      | 0.0%                 | 0.0%                                   | 100%                    | 0.0%                      | 0.0%       | 0.0%               |
| 530      | 0.0%                 | 0.0%                                   | 100%                    | 0.0%                      | 0.0%       | 0.0%               |

Tableau 11: répartition par domaine de traitement au sein des cliniques

## 1.10 Nationalités

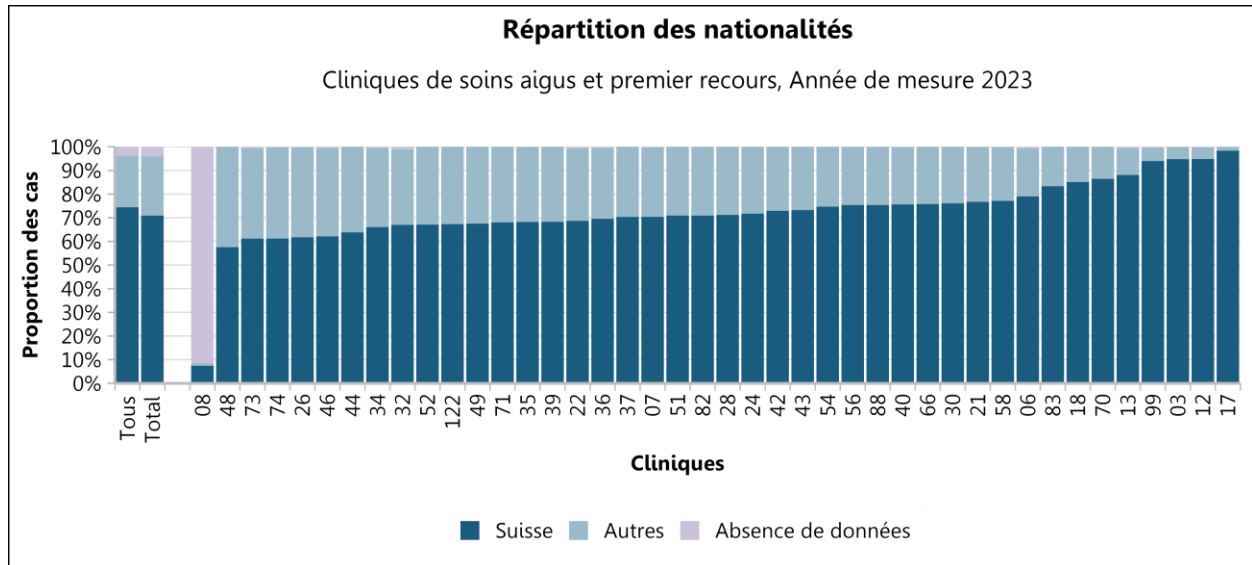


Figure 44: répartition des nationalités au sein des centres de soins aigus et premier recours

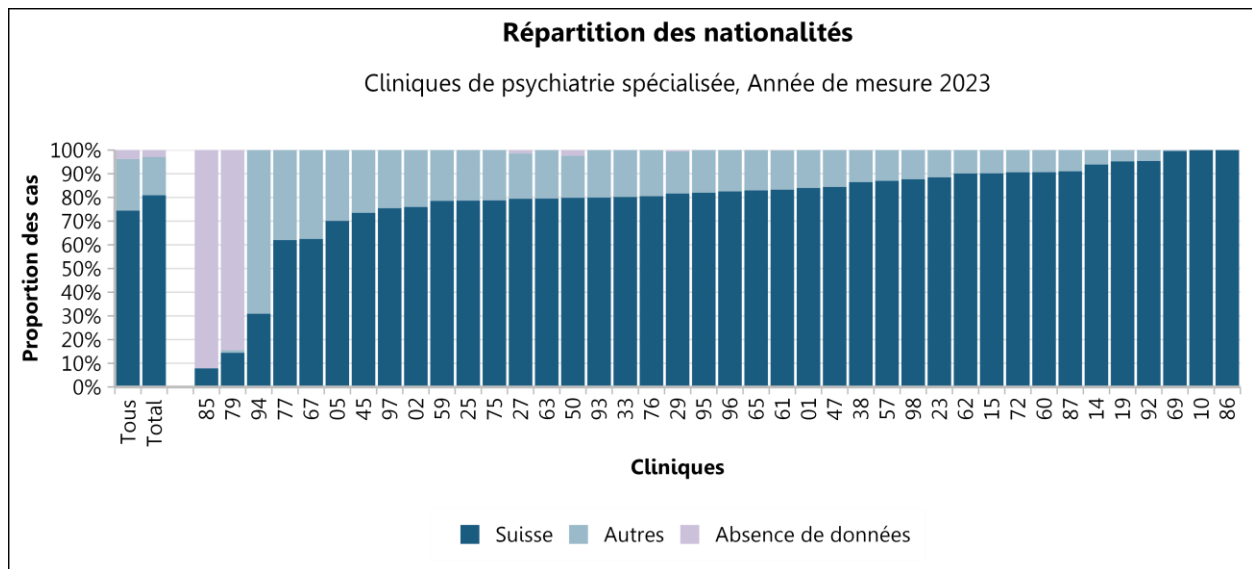


Figure 45: répartition des nationalités au sein de la psychiatrie spécialisée

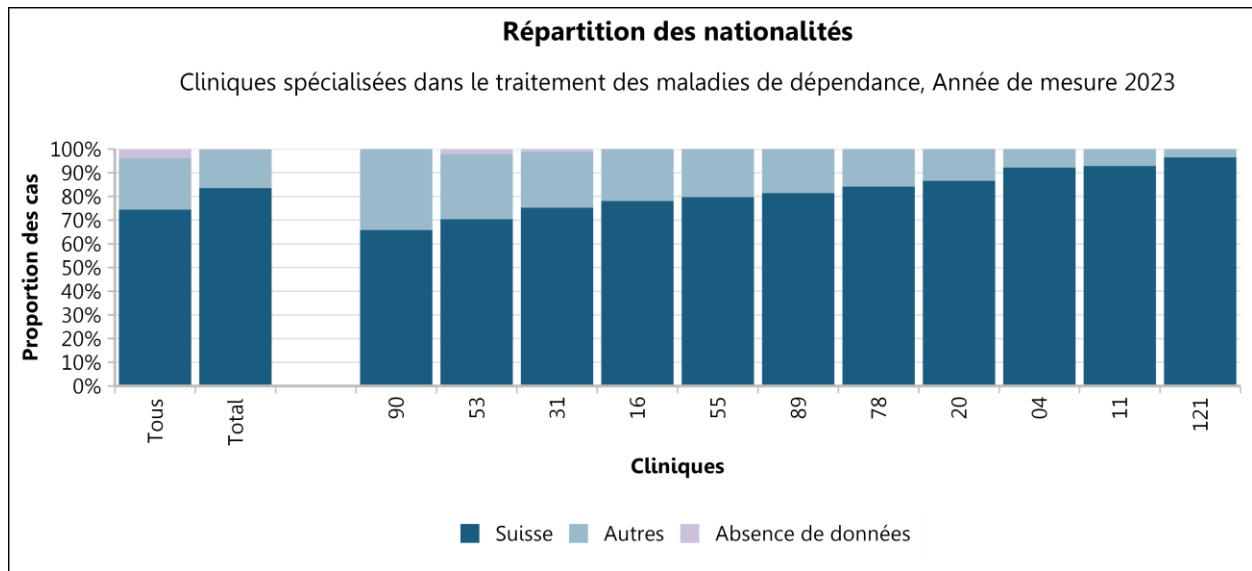


Figure 46: répartition des nationalités au sein des cliniques spécialisées dans le traitement des maladies de dépendance

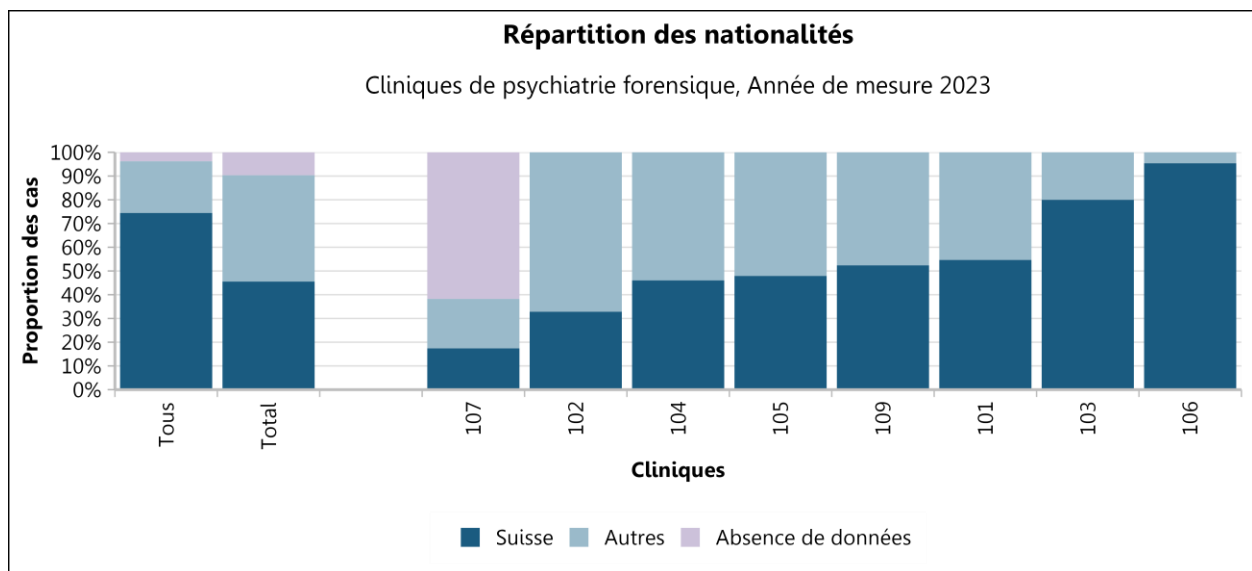


Figure 47: répartition des nationalités au sein de la psychiatrie forensique



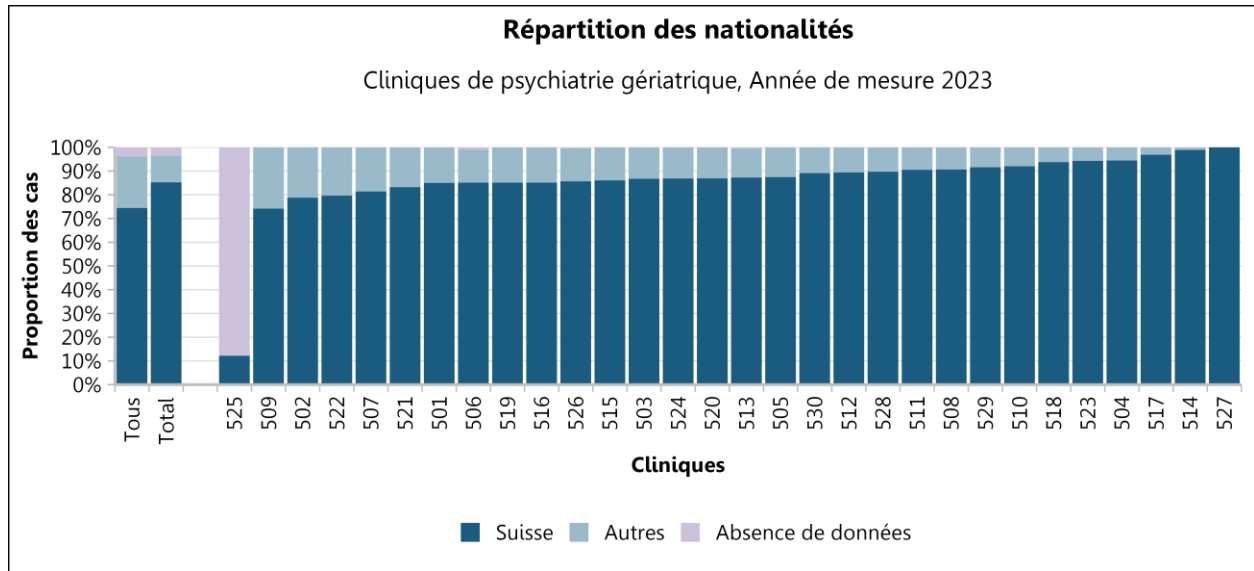


Figure 48: répartition des nationalités au sein de la psychiatrie gériatrique

| Clinique                                    |       | Suisse       | Autres       | Absence de données |              |             |             |
|---|-------|--------------|--------------|--------------------|--------------|-------------|-------------|
| <b>Toutes les cliniques</b>                 |       | <b>65213</b> | <b>74.4%</b> | <b>19115</b>       | <b>21.8%</b> | <b>3287</b> | <b>3.8%</b> |
| Cliniques de soins aigus et premier recours | Total | 42579        | 71.0%        | 14988              | 25.0%        | 2441        | 4.1%        |
|   | 03    | 3450         | 94.8%        | 187                | 5.1%         | 2           | 0.1%        |
|   | 06    | 665          | 79.1%        | 170                | 20.2%        | 6           | 0.7%        |
|   | 07    | 544          | 70.4%        | 228                | 29.5%        | 1           | 0.1%        |
|   | 08    | 190          | 7.4%         | 28                 | 1.1%         | 2347        | 91.5%       |
|   | 12    | 1209         | 94.9%        | 62                 | 4.9%         | 3           | 0.2%        |
|   | 13    | 2147         | 88.1%        | 275                | 11.3%        | 14          | 0.6%        |
|   | 17    | 1255         | 98.4%        | 21                 | 1.6%         | 0           | 0.0%        |
|   | 18    | 263          | 85.1%        | 46                 | 14.9%        | 0           | 0.0%        |
|   | 21    | 1216         | 76.8%        | 367                | 23.2%        | 1           | 0.1%        |
|   | 22    | 1997         | 68.7%        | 890                | 30.6%        | 19          | 0.7%        |
|   | 24    | 1055         | 71.8%        | 415                | 28.2%        | 0           | 0.0%        |
|   | 26    | 1373         | 61.8%        | 844                | 38.0%        | 5           | 0.2%        |
|   | 28    | 741          | 71.2%        | 300                | 28.8%        | 0           | 0.0%        |
|   | 30    | 1257         | 76.1%        | 394                | 23.9%        | 0           | 0.0%        |
|   | 32    | 801          | 67.0%        | 381                | 31.9%        | 13          | 1.1%        |
|   | 34    | 879          | 66.1%        | 445                | 33.5%        | 6           | 0.5%        |
|   | 35    | 1064         | 68.2%        | 494                | 31.7%        | 1           | 0.1%        |
|   | 36    | 517          | 69.6%        | 223                | 30.0%        | 3           | 0.4%        |
|   | 37    | 1365         | 70.4%        | 575                | 29.6%        | 0           | 0.0%        |
|   | 39    | 1386         | 68.3%        | 643                | 31.7%        | 0           | 0.0%        |
|   | 40    | 1016         | 75.7%        | 326                | 24.3%        | 1           | 0.1%        |
|   | 42    | 734          | 73.0%        | 272                | 27.0%        | 0           | 0.0%        |
|   | 43    | 1502         | 73.3%        | 547                | 26.7%        | 0           | 0.0%        |
|   | 44    | 295          | 63.9%        | 167                | 36.1%        | 0           | 0.0%        |
|   | 46    | 1184         | 62.2%        | 712                | 37.4%        | 9           | 0.5%        |
|   | 48    | 424          | 57.6%        | 312                | 42.4%        | 0           | 0.0%        |
|   | 49    | 811          | 67.5%        | 390                | 32.5%        | 0           | 0.0%        |
|   | 51    | 939          | 70.9%        | 385                | 29.1%        | 0           | 0.0%        |
|   | 52    | 2879         | 67.1%        | 1411               | 32.9%        | 0           | 0.0%        |
|   | 54    | 929          | 74.7%        | 314                | 25.3%        | 0           | 0.0%        |
|   | 56    | 2021         | 75.4%        | 660                | 24.6%        | 0           | 0.0%        |
|   | 58    | 1556         | 77.1%        | 459                | 22.8%        | 2           | 0.1%        |
| 66  | 411   | 75.8%        | 131          | 24.2%              | 0            | 0.0%        |             |
| 70  | 288   | 86.5%        | 45           | 13.5%              | 0            | 0.0%        |             |

|                                      | Clinique |       | Suisse |       | Autres | Absence de données |      |
|--------------------------------------|----------|-------|--------|-------|--------|--------------------|------|
|                                      | 71       | 590   | 68.1%  | 277   | 31.9%  | 0                  | 0.0% |
|                                      | 73       | 606   | 61.2%  | 379   | 38.3%  | 5                  | 0.5% |
|                                      | 74       | 547   | 61.3%  | 344   | 38.5%  | 2                  | 0.2% |
|                                      | 82       | 1088  | 70.9%  | 446   | 29.1%  | 0                  | 0.0% |
|                                      | 83       | 425   | 83.3%  | 85    | 16.7%  | 0                  | 0.0% |
|                                      | 88       | 92    | 75.4%  | 30    | 24.6%  | 0                  | 0.0% |
|                                      | 99       | 266   | 94.0%  | 16    | 5.7%   | 1                  | 0.4% |
|                                      | 122      | 602   | 67.3%  | 292   | 32.7%  | 0                  | 0.0% |
| Cliniques de psychiatrie spécialisée | Total    | 10645 | 80.9%  | 2125  | 16.2%  | 381                | 2.9% |
|                                      | 01       | 625   | 84.0%  | 119   | 16.0%  | 0                  | 0.0% |
|                                      | 02       | 570   | 76.0%  | 180   | 24.0%  | 0                  | 0.0% |
|                                      | 05       | 218   | 70.1%  | 93    | 29.9%  | 0                  | 0.0% |
|                                      | 10       | 69    | 100%   | 0     | 0.0%   | 0                  | 0.0% |
|                                      | 14       | 108   | 93.9%  | 7     | 6.1%   | 0                  | 0.0% |
|                                      | 15       | 184   | 90.2%  | 20    | 9.8%   | 0                  | 0.0% |
|                                      | 19       | 458   | 95.2%  | 23    | 4.8%   | 0                  | 0.0% |
|                                      | 23       | 454   | 88.5%  | 59    | 11.5%  | 0                  | 0.0% |
|                                      | 25       | 229   | 78.7%  | 62    | 21.3%  | 0                  | 0.0% |
|                                      | 27       | 112   | 79.4%  | 27    | 19.1%  | 2                  | 1.4% |
|                                      | 29       | 321   | 81.7%  | 70    | 17.8%  | 2                  | 0.5% |
|                                      | 33       | 308   | 80.2%  | 76    | 19.8%  | 0                  | 0.0% |
|                                      | 38       | 269   | 86.5%  | 42    | 13.5%  | 0                  | 0.0% |
|                                      | 45       | 164   | 73.5%  | 59    | 26.5%  | 0                  | 0.0% |
|                                      | 47       | 125   | 84.5%  | 23    | 15.5%  | 0                  | 0.0% |
|                                      | 50       | 471   | 79.8%  | 105   | 17.8%  | 14                 | 2.4% |
|                                      | 57       | 569   | 87.0%  | 85    | 13.0%  | 0                  | 0.0% |
|                                      | 59       | 308   | 78.6%  | 84    | 21.4%  | 0                  | 0.0% |
|                                      | 60       | 301   | 90.7%  | 31    | 9.3%   | 0                  | 0.0% |
|                                      | 61       | 474   | 83.3%  | 94    | 16.5%  | 1                  | 0.2% |
|                                      | 62       | 64    | 90.1%  | 7     | 9.9%   | 0                  | 0.0% |
|                                      | 63       | 552   | 79.5%  | 142   | 20.5%  | 0                  | 0.0% |
|                                      | 65       | 171   | 83.0%  | 35    | 17.0%  | 0                  | 0.0% |
|                                      | 67       | 5     | 62.5%  | 3     | 37.5%  | 0                  | 0.0% |
|                                      | 69       | 792   | 99.6%  | 3     | 0.4%   | 0                  | 0.0% |
|                                      | 72       | 116   | 90.6%  | 12    | 9.4%   | 0                  | 0.0% |
|                                      | 75       | 263   | 78.7%  | 71    | 21.3%  | 0                  | 0.0% |
| 76                                   | 347      | 80.5% | 84     | 19.5% | 0      | 0.0%               |      |

|  | Clinique |      | Suisse |      | Autres |     | Absence de données |
|--|----------|------|--------|------|--------|-----|--------------------|
|  | 77       | 103  | 62.0%  | 63   | 38.0%  | 0   | 0.0%               |
|  | 79       | 56   | 14.5%  | 4    | 1.0%   | 327 | 84.5%              |
|  | 85       | 3    | 7.9%   | 0    | 0.0%   | 35  | 92.1%              |
|  | 86       | 219  | 100%   | 0    | 0.0%   | 0   | 0.0%               |
|  | 87       | 203  | 91.0%  | 20   | 9.0%   | 0   | 0.0%               |
|  | 92       | 125  | 95.4%  | 6    | 4.6%   | 0   | 0.0%               |
|  | 93       | 307  | 79.9%  | 77   | 20.1%  | 0   | 0.0%               |
|  | 94       | 56   | 30.9%  | 125  | 69.1%  | 0   | 0.0%               |
|  | 95       | 169  | 82.0%  | 37   | 18.0%  | 0   | 0.0%               |
|  | 96       | 166  | 82.6%  | 35   | 17.4%  | 0   | 0.0%               |
|  | 97       | 320  | 75.5%  | 104  | 24.5%  | 0   | 0.0%               |
|  | 98       | 271  | 87.7%  | 38   | 12.3%  | 0   | 0.0%               |
| Cliniques spécialisées dans le traitement des maladies de dépendance | Total    | 2265 | 83.5%  | 440  | 16.2%  | 6   | 0.2%               |
|  | 04       | 83   | 92.2%  | 7    | 7.8%   | 0   | 0.0%               |
|  | 11       | 562  | 92.9%  | 43   | 7.1%   | 0   | 0.0%               |
|  | 16       | 278  | 78.1%  | 78   | 21.9%  | 0   | 0.0%               |
|  | 20       | 155  | 86.6%  | 24   | 13.4%  | 0   | 0.0%               |
|  | 31       | 64   | 75.3%  | 20   | 23.5%  | 1   | 1.2%               |
|  | 53       | 164  | 70.4%  | 64   | 27.5%  | 5   | 2.1%               |
|  | 55       | 570  | 79.7%  | 145  | 20.3%  | 0   | 0.0%               |
|  | 78       | 138  | 84.1%  | 26   | 15.9%  | 0   | 0.0%               |
|  | 89       | 57   | 81.4%  | 13   | 18.6%  | 0   | 0.0%               |
|  | 90       | 27   | 65.9%  | 14   | 34.1%  | 0   | 0.0%               |
|  | 121      | 167  | 96.5%  | 6    | 3.5%   | 0   | 0.0%               |
| Psychiatrie forensique   | Total    | 335  | 45.6%  | 329  | 44.8%  | 71  | 9.7%               |
|  | 101      | 41   | 54.7%  | 34   | 45.3%  | 0   | 0.0%               |
|  | 102      | 95   | 32.9%  | 194  | 67.1%  | 0   | 0.0%               |
|  | 103      | 12   | 80.0%  | 3    | 20.0%  | 0   | 0.0%               |
|  | 104      | 29   | 46.0%  | 34   | 54.0%  | 0   | 0.0%               |
|  | 105      | 23   | 47.9%  | 25   | 52.1%  | 0   | 0.0%               |
|  | 106      | 104  | 95.4%  | 5    | 4.6%   | 0   | 0.0%               |
|  | 107      | 20   | 17.4%  | 24   | 20.9%  | 71  | 61.7%              |
|  | 109      | 11   | 52.4%  | 10   | 47.6%  | 0   | 0.0%               |
| Psychiatrie gériatrique  | Total    | 9389 | 85.3%  | 1233 | 11.2%  | 388 | 3.5%               |

| Clinique |     | Suisse |     | Autres |     | Absence de données |  |
|----------|-----|--------|-----|--------|-----|--------------------|--|
| 501      | 74  | 85.1%  | 13  | 14.9%  | 0   | 0.0%               |  |
| 502      | 294 | 78.8%  | 79  | 21.2%  | 0   | 0.0%               |  |
| 503      | 171 | 86.8%  | 26  | 13.2%  | 0   | 0.0%               |  |
| 504      | 153 | 94.4%  | 9   | 5.6%   | 0   | 0.0%               |  |
| 505      | 573 | 87.5%  | 82  | 12.5%  | 0   | 0.0%               |  |
| 506      | 280 | 85.1%  | 46  | 14.0%  | 3   | 0.9%               |  |
| 507      | 127 | 81.4%  | 29  | 18.6%  | 0   | 0.0%               |  |
| 508      | 292 | 90.7%  | 30  | 9.3%   | 0   | 0.0%               |  |
| 509      | 405 | 74.2%  | 141 | 25.8%  | 0   | 0.0%               |  |
| 510      | 255 | 92.1%  | 22  | 7.9%   | 0   | 0.0%               |  |
| 511      | 316 | 90.5%  | 33  | 9.5%   | 0   | 0.0%               |  |
| 512      | 481 | 89.4%  | 57  | 10.6%  | 0   | 0.0%               |  |
| 513      | 385 | 87.3%  | 54  | 12.2%  | 2   | 0.5%               |  |
| 514      | 880 | 98.9%  | 9   | 1.0%   | 1   | 0.1%               |  |
| 515      | 217 | 86.1%  | 35  | 13.9%  | 0   | 0.0%               |  |
| 516      | 545 | 85.2%  | 95  | 14.8%  | 0   | 0.0%               |  |
| 517      | 587 | 96.9%  | 19  | 3.1%   | 0   | 0.0%               |  |
| 518      | 346 | 93.8%  | 23  | 6.2%   | 0   | 0.0%               |  |
| 519      | 240 | 85.1%  | 42  | 14.9%  | 0   | 0.0%               |  |
| 520      | 280 | 87.0%  | 42  | 13.0%  | 0   | 0.0%               |  |
| 521      | 357 | 83.2%  | 72  | 16.8%  | 0   | 0.0%               |  |
| 522      | 380 | 79.7%  | 97  | 20.3%  | 0   | 0.0%               |  |
| 523      | 281 | 94.3%  | 17  | 5.7%   | 0   | 0.0%               |  |
| 524      | 352 | 86.9%  | 53  | 13.1%  | 0   | 0.0%               |  |
| 525      | 53  | 12.2%  | 0   | 0.0%   | 381 | 87.8%              |  |
| 526      | 228 | 85.7%  | 37  | 13.9%  | 1   | 0.4%               |  |
| 527      | 207 | 100%   | 0   | 0.0%   | 0   | 0.0%               |  |
| 528      | 253 | 89.7%  | 29  | 10.3%  | 0   | 0.0%               |  |
| 529      | 131 | 91.6%  | 12  | 8.4%   | 0   | 0.0%               |  |
| 530      | 246 | 89.1%  | 30  | 10.9%  | 0   | 0.0%               |  |

Tableau 12: répartition des nationalités au sein des cliniques

### 1.11 Lieu de séjour avant l'admission

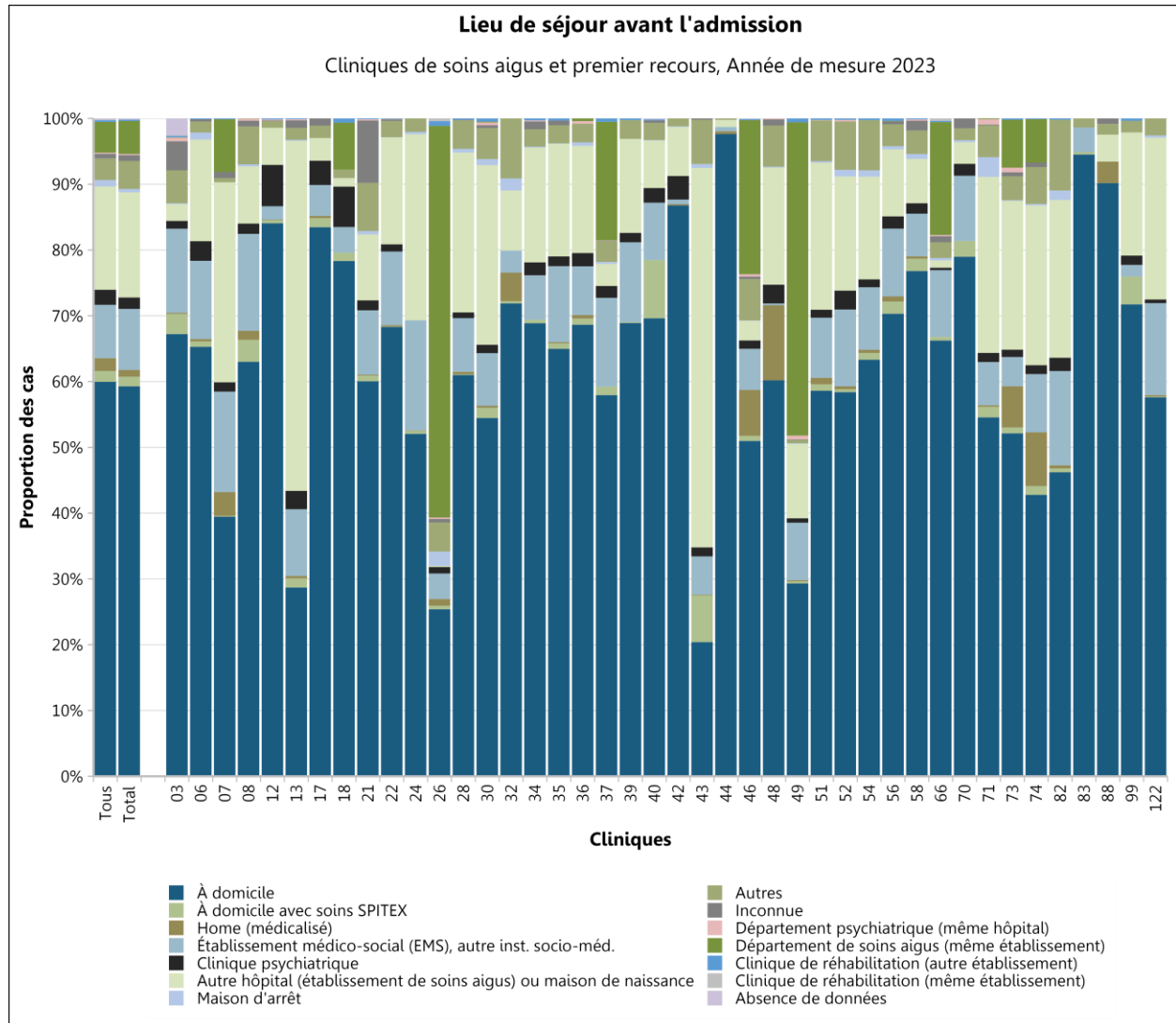


Figure 49: lieu de séjour avant l'admission au sein des centres de soins aigus et premier recours

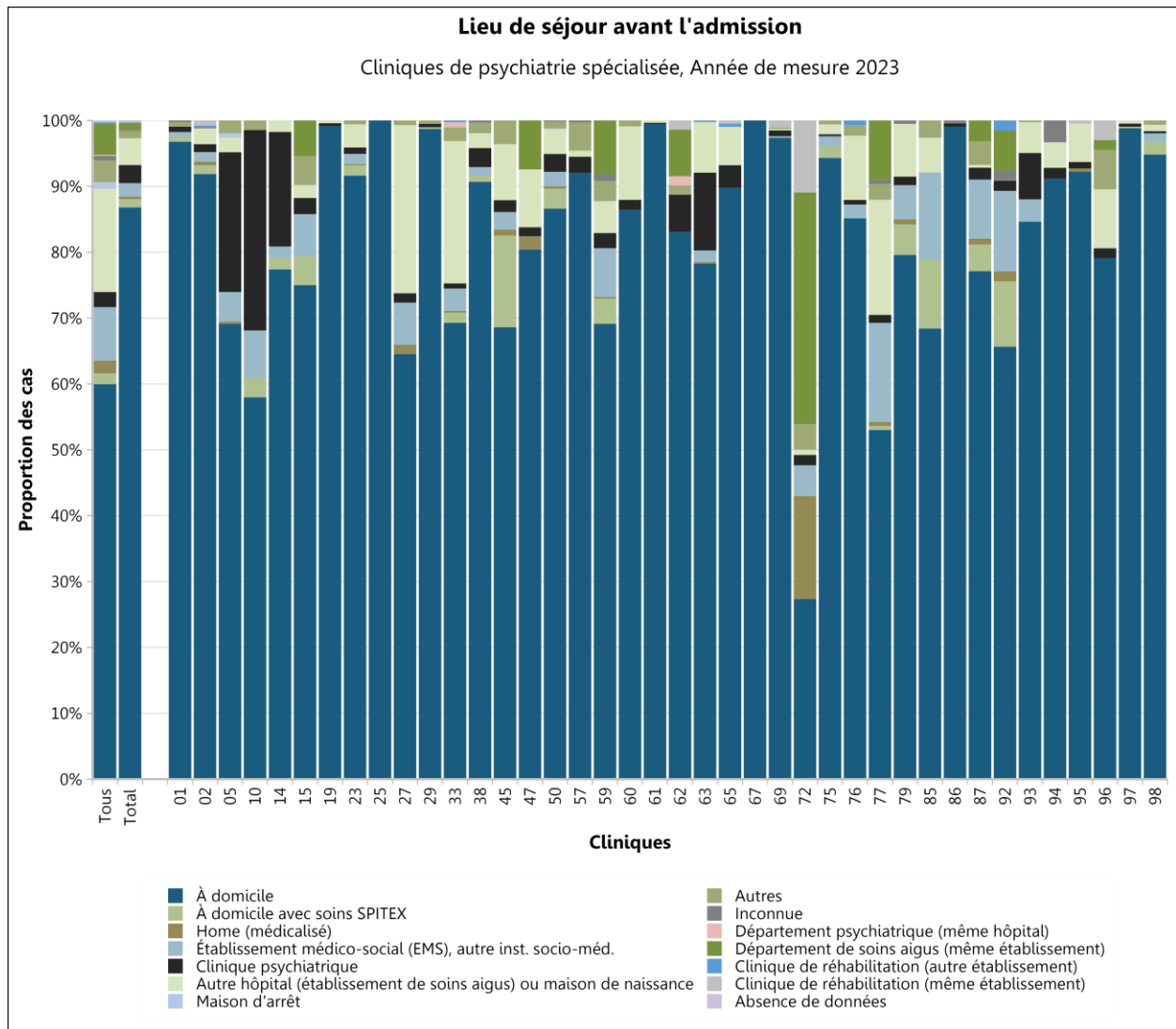


Figure 50: lieu de séjour avant l'admission au sein de la psychiatrie spécialisée

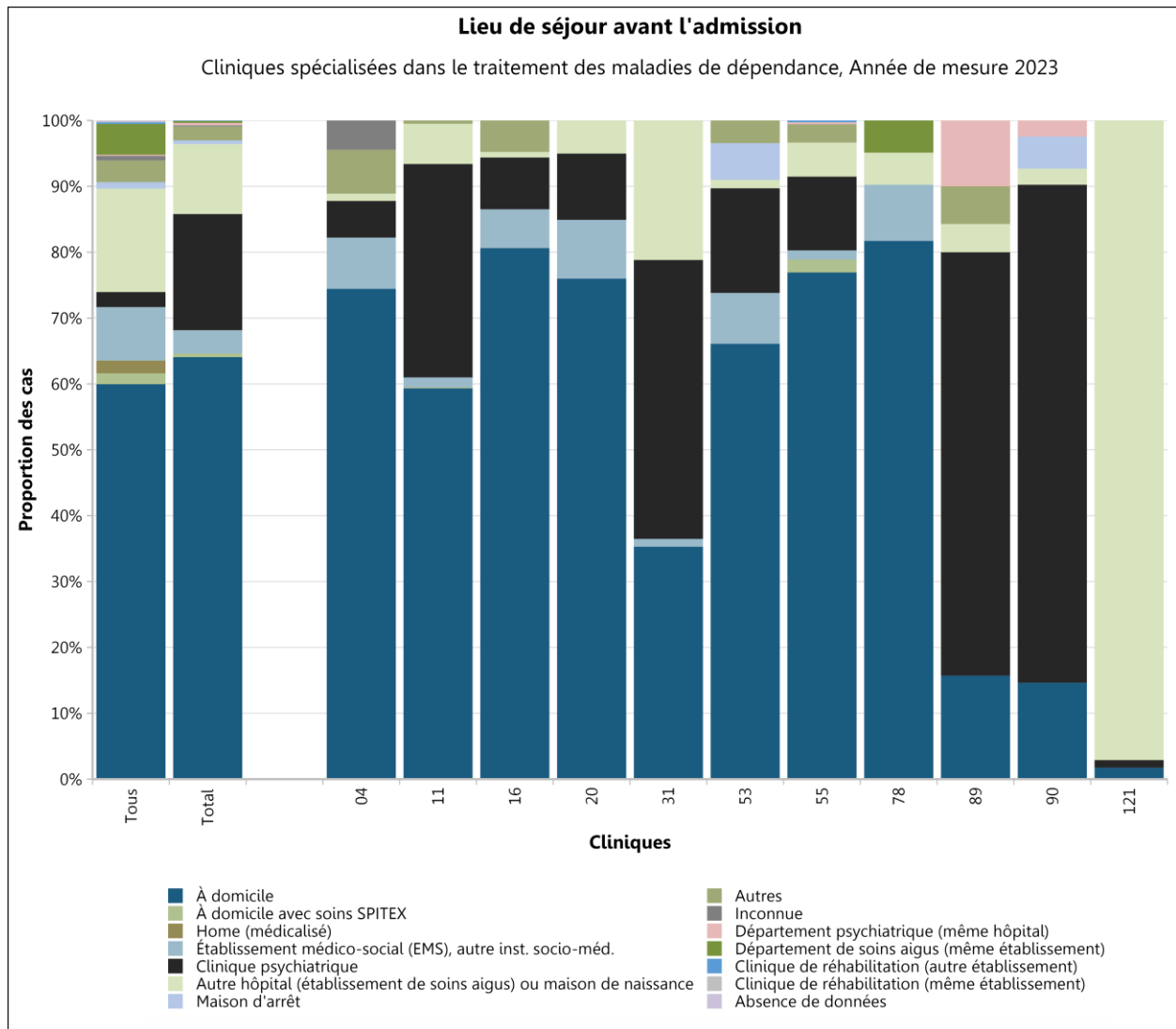


Figure 51: lieu de séjour avant l'admission au sein des cliniques spécialisées dans le traitement des maladies de dépendance



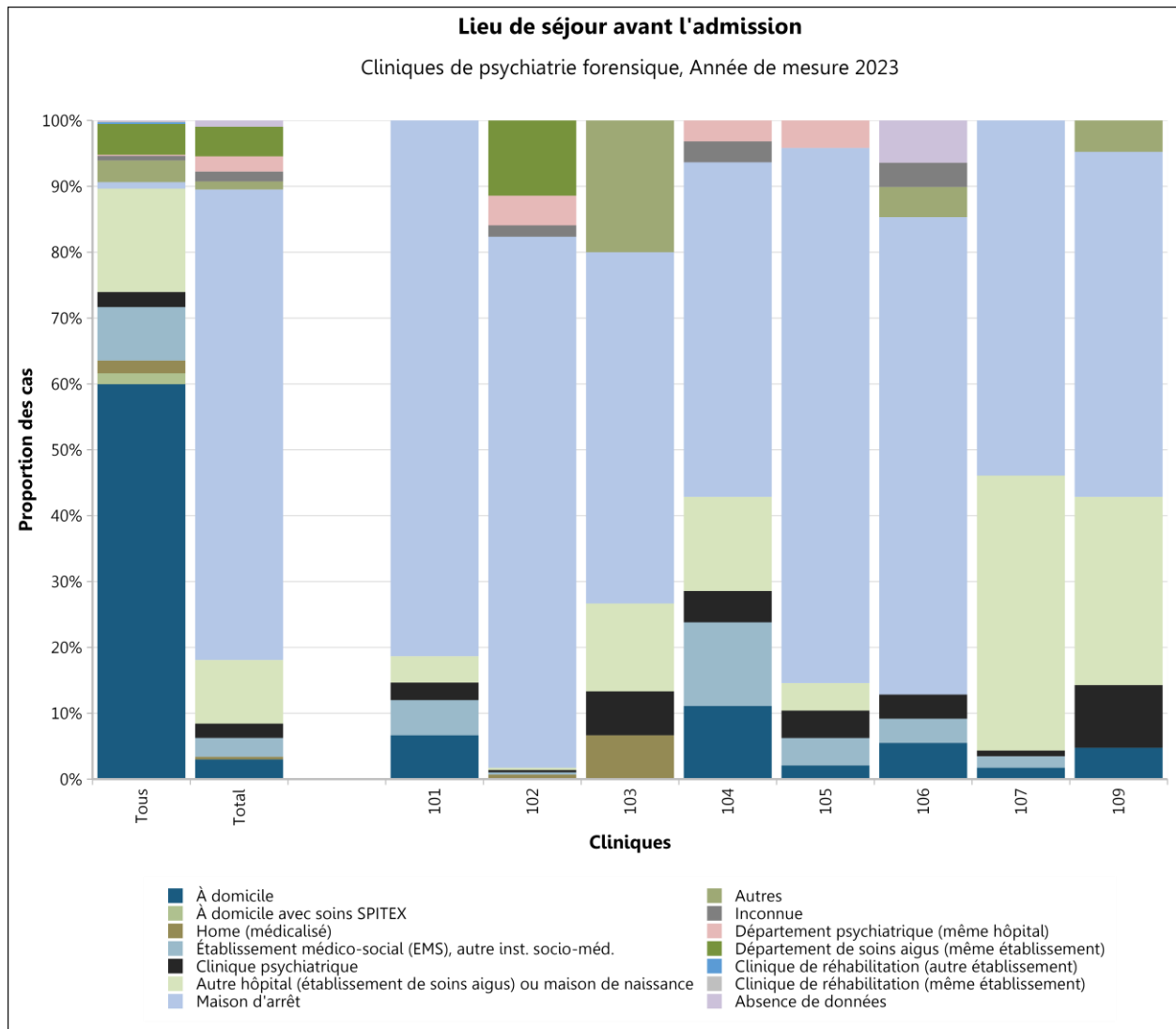


Figure 52: lieu de séjour avant l'admission au sein des cliniques de psychiatrie forensique

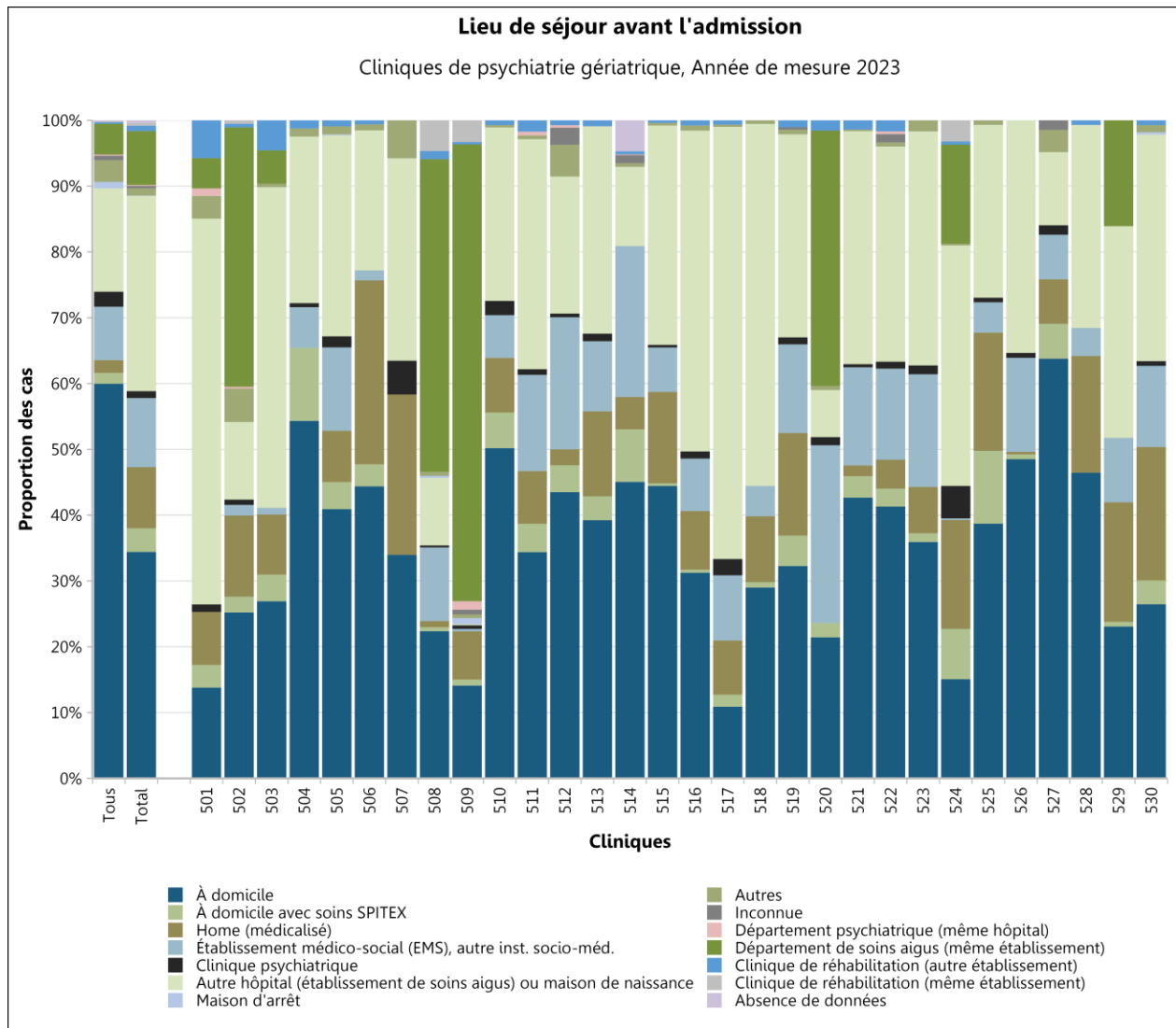


Figure 53: lieu de séjour avant l'admission au sein des cliniques de psychiatrie forensique gériatrique

| Clinique                                    | À domicile | À domicile avec soins SPITEX | Home (médicalisé) | Établissement médico-social (EMS), autre inst. socio-méd. | Clinique psychiatrique | Autre hôpital (établissement de soins aigus) ou maison de | Maison d'arrêt | Autres | Inconnue | Département psychiatrique (même hôpital) | Département de soins aigus (même | Clinique de réhabilitation (autre établissement) | Clinique de réhabilitation (même | Absence de données |    |
|---|------------|------------------------------|-------------------|---|------------------------|---|----------------|--------|----------|--|----------------------------------|--|----------------------------------|--------------------|----|
| Toutes les cliniques                        | 52531      | 1454                         | 1702              | 7106  | 2006                   | 13756   | 855            | 2890   | 608      | 149                                      | 4091                             | 221  | 101                              | 145                |    |
| Cliniques de soins aigus et premier recours | Total      | 35569                        | 876               | 627   | 5564                   | 1035  | 9599           | 304    | 2561     | 531                                      | 102                              | 3010   | 119                              | 15                 | 96 |
|   | 03         | 2446                         | 112               | 6   | 465                    | 43  | 93             | 5      | 182      | 161                                      | 20                               | 2  | 8                                | 2                  | 94 |
|   | 06         | 549                          | 7                 | 3   | 100                    | 25  | 130            | 9      | 14       | 3  | 0                                | 0  | 1                                | 0                  | 0  |
|   | 07         | 305                          | 1                 | 28  | 118                    | 11  | 235            | 0      | 5        | 7  | 0                                | 62   | 1                                | 0                  | 0  |
|   | 08         | 1616                         | 86                | 35  | 378                    | 40  | 223            | 8      | 148      | 22                                       | 8                                | 1  | 0                                | 0                  | 0  |
|   | 12         | 1071                         | 6                 | 1   | 26                     | 80  | 72             | 0      | 13       | 1  | 2                                | 0  | 2                                | 0                  | 0  |
|   | 13         | 699                          | 34                | 9   | 247                    | 68  | 1296           | 4      | 44       | 28                                       | 4                                | 0  | 3                                | 0                  | 0  |
|   | 17         | 1065                         | 18                | 4   | 60                     | 47  | 44             | 0      | 24       | 14                                       | 0                                | 0  | 0                                | 0                  | 0  |
|   | 18         | 242                          | 4                 | 0   | 12                     | 19  | 4              | 0      | 4        | 0  | 0                                | 22   | 2                                | 0                  | 0  |
|   | 21         | 951                          | 14                | 2   | 155                    | 24  | 159            | 8      | 116      | 150                                      | 3                                | 0  | 2                                | 0                  | 0  |
|   | 22         | 1985                         | 2                 | 6   | 325                    | 32  | 472            | 1      | 72       | 7  | 1                                | 1  | 2                                | 0                  | 0  |
|   | 24         | 765                          | 7                 | 1   | 246                    | 0   | 416            | 5      | 30       | 0  | 0                                | 0  | 0                                | 0                  | 0  |
|   | 26         | 564                          | 12                | 23  | 86                     | 22  | 4              | 48     | 98       | 12                                       | 5                                | 1323   | 16                               | 9                  | 0  |
|   | 28         | 635                          | 1                 | 4   | 85                     | 9   | 253            | 6      | 45       | 1  | 0                                | 0  | 2                                | 0                  | 0  |
|   | 30         | 899                          | 26                | 5   | 132                    | 21  | 451            | 15     | 78       | 7  | 7                                | 2  | 8                                | 0                  | 0  |
|   | 32         | 859                          | 4                 | 52  | 40                     | 0   | 109            | 22     | 109      | 0  | 0                                | 0  | 0                                | 0                  | 0  |
|   | 34         | 916                          | 7                 | 0   | 90                     | 26  | 232            | 2      | 35       | 16                                       | 2                                | 0  | 4                                | 0                  | 0  |
|   | 35         | 1013                         | 13                | 3   | 180                    | 23  | 267            | 1      | 43       | 11                                       | 0                                | 0  | 5                                | 0                  | 0  |
|   | 36         | 510                          | 7                 | 4   | 55                     | 15  | 121            | 4      | 21       | 0  | 3                                | 3  | 0                                | 0                  | 0  |
|   | 37         | 1124                         | 25                | 0   | 262                    | 35  | 65             | 6      | 62       | 1  | 1                                | 349  | 10                               | 0                  | 0  |
|   | 39         | 1398                         | 3                 | 0   | 246                    | 29  | 290            | 0      | 58       | 0  | 0                                | 0  | 5                                | 0                  | 0  |
|   | 40         | 935                          | 119               | 0   | 117                    | 30  | 97             | 1      | 35       | 5  | 0                                | 0  | 2                                | 0                  | 2  |
|   | 42         | 873                          | 0                 | 2   | 7                      | 36  | 75             | 1      | 12       | 0  | 0                                | 0  | 0                                | 0                  | 0  |
|   | 43         | 418                          | 146               | 2   | 119                    | 28  | 1182           | 12     | 138      | 4  | 0                                | 0  | 0                                | 0                  | 0  |
|   | 44         | 451                          | 0                 | 2   | 3                      | 0   | 5              | 0      | 1        | 0  | 0                                | 0  | 0                                | 0                  | 0  |
|   | 46         | 971                          | 15                | 133   | 119                    | 24  | 57             | 1      | 120      | 7  | 7                                | 446  | 3                                | 2                  | 0  |
|   | 48         | 443                          | 0                 | 84  | 2                      | 21  | 131            | 1      | 46       | 7  | 1                                | 0  | 0                                | 0                  | 0  |
|   | 49         | 352                          | 4                 | 2   | 105                    | 8   | 136            | 1      | 6        | 1  | 7                                | 572  | 7                                | 0                  | 0  |

| Clinique                             | À domicile | À domicile avec soins SPITEX | Home (médicalisé) | Établissement médico-social (EMS), autre inst. socio-méd. | Clinique psychiatrique | Autre hôpital (établissement de soins aigus) ou maison de | Maison d'arrêt | Autres | Inconnue | Département psychiatrique (même hôpital) | Département de soins aigus (même | Clinique de réhabilitation (autre établissement) | Clinique de réhabilitation (même | Absence de données |   |
|--------------------------------------|------------|------------------------------|-------------------|---|------------------------|---|----------------|--------|----------|--|----------------------------------|--|----------------------------------|--------------------|---|
| 51                                   | 776        | 13                           | 13                | 121   | 16                     | 296   | 3              | 82     | 0        | 1  | 0                                | 3  | 0                                | 0                  |   |
| 52                                   | 2505       | 19                           | 19                | 501   | 123                    | 745   | 43             | 315    | 0        | 11                                       | 0                                | 9  | 0                                | 0                  |   |
| 54                                   | 787        | 13                           | 6                 | 118   | 15                     | 194   | 12             | 95     | 0        | 0  | 0                                | 3  | 0                                | 0                  |   |
| 56                                   | 1885       | 50                           | 21                | 276   | 50                     | 273   | 13             | 89     | 12       | 0  | 2                                | 10   | 0                                | 0                  |   |
| 58                                   | 1549       | 38                           | 7                 | 131   | 32                     | 136   | 15             | 72     | 30       | 4  | 0                                | 3  | 0                                | 0                  |   |
| 66                                   | 359        | 3                            | 0                 | 55  | 2                      | 6   | 2              | 13     | 5        | 1  | 93                               | 1  | 2                                | 0                  |   |
| 70                                   | 263        | 8                            | 0                 | 33  | 6                      | 11  | 1              | 6      | 5        | 0  | 0                                | 0  | 0                                | 0                  |   |
| 71                                   | 473        | 14                           | 2                 | 57  | 12                     | 232   | 26             | 42     | 1        | 7  | 1                                | 0  | 0                                | 0                  |   |
| 73                                   | 516        | 9                            | 62                | 44  | 11                     | 224   | 1              | 36     | 6        | 7  | 72                               | 2  | 0                                | 0                  |   |
| 74                                   | 382        | 12                           | 73                | 79  | 12                     | 217   | 2              | 50     | 6        | 0  | 59                               | 1  | 0                                | 0                  |   |
| 82                                   | 709        | 9                            | 7                 | 220   | 31                     | 368   | 22             | 165    | 0        | 0  | 0                                | 3  | 0                                | 0                  |   |
| 83                                   | 482        | 2                            | 0                 | 19  | 0                      | 0   | 0              | 7      | 0        | 0  | 0                                | 0  | 0                                | 0                  |   |
| 88                                   | 110        | 0                            | 4                 | 0   | 0                      | 5   | 0              | 2      | 1        | 0  | 0                                | 0  | 0                                | 0                  |   |
| 99                                   | 203        | 12                           | 0                 | 5   | 4                      | 53  | 0              | 5      | 0        | 0  | 0                                | 1  | 0                                | 0                  |   |
| 122                                  | 515        | 1                            | 2                 | 125   | 5                      | 220   | 3              | 23     | 0        | 0  | 0                                | 0  | 0                                | 0                  |   |
| Cliniques de psychiatrie spécialisée | Total      | 11414                        | 169               | 48  | 269                    | 361   | 533            | 3      | 141      | 23                                       | 4                                | 138  | 10                               | 38                 | 0 |
| 01                                   | 720        | 6                            | 0                 | 5   | 6                      | 0   | 0              | 5      | 2        | 0  | 0                                | 0  | 0                                | 0                  |   |
| 02                                   | 689        | 10                           | 4                 | 11  | 9                      | 18  | 0              | 0      | 1        | 0  | 0                                | 2  | 6                                | 0                  |   |
| 05                                   | 215        | 0                            | 1                 | 14  | 66                     | 7   | 2              | 6      | 0        | 0  | 0                                | 0  | 0                                | 0                  |   |
| 10                                   | 40         | 2                            | 0                 | 5   | 21                     | 0   | 0              | 1      | 0        | 0  | 0                                | 0  | 0                                | 0                  |   |
| 14                                   | 89         | 2                            | 0                 | 2   | 20                     | 2   | 0              | 0      | 0        | 0  | 0                                | 0  | 0                                | 0                  |   |
| 15                                   | 153        | 9                            | 0                 | 13  | 5                      | 4   | 0              | 9      | 0        | 0  | 11                               | 0  | 0                                | 0                  |   |
| 19                                   | 477        | 0                            | 0                 | 0   | 2                      | 2   | 0              | 0      | 0        | 0  | 0                                | 0  | 0                                | 0                  |   |
| 23                                   | 470        | 8                            | 1                 | 8   | 5                      | 18  | 0              | 3      | 0        | 0  | 0                                | 0  | 0                                | 0                  |   |
| 25                                   | 291        | 0                            | 0                 | 0   | 0                      | 0   | 0              | 0      | 0        | 0  | 0                                | 0  | 0                                | 0                  |   |
| 27                                   | 91         | 0                            | 2                 | 9   | 2                      | 36  | 0              | 1      | 0        | 0  | 0                                | 0  | 0                                | 0                  |   |
| 29                                   | 388        | 1                            | 0                 | 0   | 2                      | 0   | 0              | 2      | 0        | 0  | 0                                | 0  | 0                                | 0                  |   |
| 33                                   | 266        | 6                            | 1                 | 13  | 3                      | 83  | 0              | 8      | 0        | 3  | 0                                | 1  | 0                                | 0                  |   |
| 38                                   | 282        | 3                            | 0                 | 4   | 9                      | 7   | 0              | 5      | 1        | 0  | 0                                | 0  | 0                                | 0                  |   |
| 45                                   | 153        | 31                           | 2                 | 6   | 4                      | 19  | 0              | 8      | 0        | 0  | 0                                | 0  | 0                                | 0                  |   |

| Clinique   | À domicile | À domicile avec soins SPITEX Home (médicalisé) | Établissement médico-social (EMS), autre inst. socio-méd. Clinique psychiatrique | Autre hôpital (établissement de soins aigus) ou maison de Maison d'arrêt | Autres | Inconnue | Département psychiatrique (même hôpital) | Département de soins aigus (même Clinique de réhabilitation (autre établissement) | Clinique de réhabilitation (même Absence de données |   |    |   |    |   |   |
|--|------------|--|--|--|--------|----------|--|---|---|---|----|---|----|---|---|
| 47   | 119        | 0  | 3  | 0  | 2      | 13       | 0  | 0   | 0   | 0 | 11 | 0 | 0  | 0 |   |
| 50   | 511        | 18   | 2  | 13   | 16     | 22       | 1  | 6   | 1   | 0 | 0  | 0 | 0  | 0 |   |
| 57   | 602        | 0  | 0  | 0  | 16     | 6        | 0  | 28  | 2   | 0 | 0  | 0 | 0  | 0 |   |
| 59   | 271        | 15   | 1  | 29   | 9      | 19       | 0  | 12  | 4   | 0 | 32 | 0 | 0  | 0 |   |
| 60   | 287        | 0  | 0  | 0  | 5      | 37       | 0  | 3   | 0   | 0 | 0  | 0 | 0  | 0 |   |
| 61   | 566        | 0  | 0  | 0  | 1      | 2        | 0  | 0   | 0   | 0 | 0  | 0 | 0  | 0 |   |
| 62   | 59         | 0  | 0  | 0  | 4      | 0        | 0  | 1   | 0   | 1 | 5  | 0 | 1  | 0 |   |
| 63   | 543        | 0  | 2  | 12   | 82     | 53       | 0  | 1   | 0   | 0 | 0  | 1 | 0  | 0 |   |
| 65   | 185        | 0  | 0  | 0  | 7      | 12       | 0  | 0   | 0   | 0 | 0  | 1 | 1  | 0 |   |
| 67   | 8          | 0  | 0  | 0  | 0      | 0        | 0  | 0   | 0   | 0 | 0  | 0 | 0  | 0 |   |
| 69   | 774        | 0  | 0  | 2  | 7      | 2        | 0  | 0   | 0   | 0 | 1  | 0 | 9  | 0 |   |
| 72   | 35         | 0  | 20   | 6  | 2      | 1        | 0  | 5   | 0   | 0 | 45 | 0 | 14 | 0 |   |
| 75   | 315        | 6  | 0  | 5  | 1      | 5        | 0  | 2   | 0   | 0 | 0  | 0 | 0  | 0 |   |
| 76   | 367        | 0  | 0  | 9  | 3      | 42       | 0  | 7   | 0   | 0 | 0  | 3 | 0  | 0 |   |
| 77   | 88         | 1  | 1  | 25   | 2      | 29       | 0  | 4   | 1   | 0 | 15 | 0 | 0  | 0 |   |
| 79   | 308        | 18   | 3  | 20   | 5      | 31       | 0  | 0   | 2   | 0 | 0  | 0 | 0  | 0 |   |
| 85   | 26         | 4  | 0  | 5  | 0      | 2        | 0  | 1   | 0   | 0 | 0  | 0 | 0  | 0 |   |
| 86   | 217        | 0  | 0  | 0  | 1      | 0        | 0  | 0   | 1   | 0 | 0  | 0 | 0  | 0 |   |
| 87   | 172        | 9  | 2  | 20   | 4      | 1        | 0  | 8   | 0   | 0 | 7  | 0 | 0  | 0 |   |
| 92   | 86         | 13   | 2  | 16   | 2      | 0        | 0  | 0   | 2   | 0 | 8  | 2 | 0  | 0 |   |
| 93   | 325        | 0  | 0  | 13   | 27     | 18       | 0  | 1   | 0   | 0 | 0  | 0 | 0  | 0 |   |
| 94   | 165        | 0  | 0  | 0  | 3      | 7        | 0  | 0   | 6   | 0 | 0  | 0 | 0  | 0 |   |
| 95   | 190        | 0  | 1  | 0  | 2      | 12       | 0  | 0   | 0   | 0 | 0  | 0 | 1  | 0 |   |
| 96   | 159        | 0  | 0  | 0  | 3      | 18       | 0  | 12  | 0   | 0 | 3  | 0 | 6  | 0 |   |
| 97   | 419        | 1  | 0  | 0  | 2      | 2        | 0  | 0   | 0   | 0 | 0  | 0 | 0  | 0 |   |
| 98   | 293        | 6  | 0  | 4  | 1      | 3        | 0  | 2   | 0   | 0 | 0  | 0 | 0  | 0 |   |
| Cliniques spécialisées dans le traitement des maladies de dépendance | Total      | 1737   | 15   | 0  | 96     | 478      | 288                                      | 15  | 58  | 4 | 10 | 8 | 2  | 0 | 0 |
|  | 04         | 67   | 0  | 0  | 7      | 5        | 1  | 0   | 6   | 4 | 0  | 0 | 0  | 0 | 0 |

|                         | Clinique | À domicile | À domicile avec soins SPITEX Home (médicalisé) | Établissement médico-social (EMS), autre inst. socio-méd. | Clinique psychiatrique | Autre hôpital (établissement de soins aigus) ou maison de Maison d'arrêt | Autres | Inconnue | Département psychiatrique (même hôpital) | Département de soins aigus (même clinique de réhabilitation (autre établissement) | Clinique de réhabilitation (même Absence de données |     |    |    |    |   |
|-------------------------|----------|------------|--|---|------------------------|--|--------|----------|--|---|---|-----|----|----|----|---|
|                         | 11       | 359        | 1  | 0   | 9                      | 196  | 37     | 0        | 3  | 0   | 0   | 0   | 0  | 0  | 0  | 0 |
|                         | 16       | 287        | 0  | 0   | 21                     | 28   | 3      | 0        | 17                                       | 0   | 0   | 0   | 0  | 0  | 0  | 0 |
|                         | 20       | 136        | 0  | 0   | 16                     | 18   | 9      | 0        | 0  | 0   | 0   | 0   | 0  | 0  | 0  | 0 |
|                         | 31       | 30         | 0  | 0   | 1                      | 36   | 18     | 0        | 0  | 0   | 0   | 0   | 0  | 0  | 0  | 0 |
|                         | 53       | 154        | 0  | 0   | 18                     | 37   | 3      | 13       | 8  | 0   | 0   | 0   | 0  | 0  | 0  | 0 |
|                         | 55       | 550        | 14   | 0   | 10                     | 80   | 37     | 0        | 20                                       | 0   | 2   | 0   | 2  | 0  | 0  | 0 |
|                         | 78       | 134        | 0  | 0   | 14                     | 0  | 8      | 0        | 0  | 0   | 0   | 8   | 0  | 0  | 0  | 0 |
|                         | 89       | 11         | 0  | 0   | 0                      | 45   | 3      | 0        | 4  | 0   | 7   | 0   | 0  | 0  | 0  | 0 |
|                         | 90       | 6          | 0  | 0   | 0                      | 31   | 1      | 2        | 0  | 0   | 1   | 0   | 0  | 0  | 0  | 0 |
|                         | 121      | 3          | 0  | 0   | 0                      | 2  | 168    | 0        | 0  | 0   | 0   | 0   | 0  | 0  | 0  | 0 |
| Psychiatrie forensique  | Total    | 22         | 0  | 3   | 21                     | 16   | 71     | 525      | 9  | 11  | 17  | 33  | 0  | 0  | 0  | 7 |
|                         | 101      | 5          | 0  | 0   | 4                      | 2  | 3      | 61       | 0  | 0   | 0   | 0   | 0  | 0  | 0  | 0 |
|                         | 102      | 0          | 0  | 2   | 1                      | 1  | 1      | 233      | 0  | 5   | 13  | 33  | 0  | 0  | 0  | 0 |
|                         | 103      | 0          | 0  | 1   | 0                      | 1  | 2      | 8        | 3  | 0   | 0   | 0   | 0  | 0  | 0  | 0 |
|                         | 104      | 7          | 0  | 0   | 8                      | 3  | 9      | 32       | 0  | 2   | 2   | 0   | 0  | 0  | 0  | 0 |
|                         | 105      | 1          | 0  | 0   | 2                      | 2  | 2      | 39       | 0  | 0   | 2   | 0   | 0  | 0  | 0  | 0 |
|                         | 106      | 6          | 0  | 0   | 4                      | 4  | 0      | 79       | 5  | 4   | 0   | 0   | 0  | 0  | 0  | 7 |
|                         | 107      | 2          | 0  | 0   | 2                      | 1  | 48     | 62       | 0  | 0   | 0   | 0   | 0  | 0  | 0  | 0 |
|                         | 109      | 1          | 0  | 0   | 0                      | 2  | 6      | 11       | 1  | 0   | 0   | 0   | 0  | 0  | 0  | 0 |
| Psychiatrie gériatrique | Total    | 3789       | 394  | 1024  | 1156                   | 116  | 3265   | 8        | 121                                      | 39  | 16  | 902 | 90 | 48 | 42 |   |
|                         | 501      | 12         | 3  | 7   | 0                      | 1  | 51     | 0        | 3  | 0   | 1   | 4   | 5  | 0  | 0  | 0 |
|                         | 502      | 94         | 9  | 46  | 6                      | 3  | 44     | 0        | 19                                       | 0   | 1   | 147 | 2  | 2  | 0  | 0 |
|                         | 503      | 53         | 8  | 18  | 2                      | 0  | 96     | 0        | 1  | 0   | 0   | 10  | 9  | 0  | 0  | 0 |
|                         | 504      | 88         | 18   | 0   | 10                     | 1  | 41     | 0        | 2  | 0   | 0   | 0   | 2  | 0  | 0  | 0 |
|                         | 505      | 268        | 27   | 51  | 83                     | 11   | 200    | 1        | 8  | 0   | 0   | 0   | 6  | 0  | 0  | 0 |
|                         | 506      | 146        | 11   | 92  | 5                      | 0  | 70     | 0        | 3  | 0   | 0   | 0   | 2  | 0  | 0  | 0 |
|                         | 507      | 53         | 0  | 38  | 0                      | 8  | 48     | 0        | 9  | 0   | 0   | 0   | 0  | 0  | 0  | 0 |
|                         | 508      | 72         | 2  | 3   | 36                     | 1  | 33     | 1        | 2  | 0   | 0   | 153 | 4  | 15 | 0  | 0 |
|                         | 509      | 77         | 5  | 40  | 2                      | 3  | 1      | 5        | 3  | 4   | 7   | 379 | 2  | 18 | 0  | 0 |
|                         | 510      | 139        | 15   | 23  | 18                     | 6  | 73     | 0        | 1  | 0   | 0   | 0   | 2  | 0  | 0  | 0 |

| Clinique | À domicile | À domicile avec soins SPITEX Home (médicalisé) | Établissement médico-social (EMS), autre inst. socio-méd. | Clinique psychiatrique | Autre hôpital (établissement de soins aigus) ou maison de Maison d'arrêt | Autres | Inconnue | Département psychiatrique (même hôpital) | Département de soins aigus (même clinique de réhabilitation (autre établissement)) | Clinique de réhabilitation (même Absence de données |     |   |    |    |
|----------|------------|--|---|------------------------|--|--------|----------|--|--|---|-----|---|----|----|
| 511      | 120        | 15   | 28  | 51                     | 3  | 122    | 0        | 2  | 0  | 2   | 0   | 6 | 0  | 0  |
| 512      | 234        | 22   | 13  | 108                    | 3  | 112    | 0        | 26                                       | 14   | 2   | 0   | 4 | 0  | 0  |
| 513      | 173        | 16   | 57  | 47                     | 5  | 139    | 0        | 0  | 0  | 0   | 0   | 4 | 0  | 0  |
| 514      | 401        | 71   | 44  | 204                    | 0  | 107    | 0        | 5  | 11   | 1   | 0   | 4 | 0  | 42 |
| 515      | 112        | 1  | 35  | 17                     | 1  | 84     | 0        | 1  | 0  | 0   | 0   | 1 | 0  | 0  |
| 516      | 200        | 3  | 57  | 51                     | 7  | 312    | 0        | 5  | 0  | 0   | 0   | 5 | 0  | 0  |
| 517      | 66         | 11   | 50  | 60                     | 15   | 398    | 0        | 2  | 0  | 0   | 0   | 4 | 0  | 0  |
| 518      | 107        | 3  | 37  | 17                     | 0  | 203    | 0        | 2  | 0  | 0   | 0   | 0 | 0  | 0  |
| 519      | 91         | 13   | 44  | 38                     | 3  | 87     | 0        | 2  | 1  | 0   | 0   | 3 | 0  | 0  |
| 520      | 69         | 7  | 0   | 87                     | 4  | 23     | 0        | 2  | 0  | 0   | 125 | 5 | 0  | 0  |
| 521      | 183        | 14   | 7   | 64                     | 2  | 152    | 0        | 1  | 0  | 0   | 0   | 6 | 0  | 0  |
| 522      | 197        | 13   | 21  | 66                     | 5  | 156    | 0        | 3  | 6  | 2   | 0   | 8 | 0  | 0  |
| 523      | 107        | 4  | 21  | 51                     | 4  | 106    | 0        | 5  | 0  | 0   | 0   | 0 | 0  | 0  |
| 524      | 61         | 31   | 67  | 1                      | 20   | 148    | 0        | 1  | 0  | 0   | 61  | 2 | 13 | 0  |
| 525      | 168        | 48   | 78  | 20                     | 3  | 114    | 0        | 3  | 0  | 0   | 0   | 0 | 0  | 0  |
| 526      | 129        | 2  | 1   | 38                     | 2  | 94     | 0        | 0  | 0  | 0   | 0   | 0 | 0  | 0  |
| 527      | 132        | 11   | 14  | 14                     | 3  | 23     | 0        | 7  | 3  | 0   | 0   | 0 | 0  | 0  |
| 528      | 131        | 0  | 50  | 12                     | 0  | 87     | 0        | 0  | 0  | 0   | 0   | 2 | 0  | 0  |
| 529      | 33         | 1  | 26  | 14                     | 0  | 46     | 0        | 0  | 0  | 0   | 23  | 0 | 0  | 0  |
| 530      | 73         | 10   | 56  | 34                     | 2  | 95     | 1        | 3  | 0  | 0   | 0   | 2 | 0  | 0  |

Tableau 13: lieu de séjour avant l'admission au sein des cliniques (nombre de cas)

| Clinique                                    |       | À domicile   | À domicile avec soins SPITEX | Home (médicalisé) | Établissement médico-social (EMS), autre inst. socio-méd. | Clinique psychiatrique | Autre hôpital (établissement de soins aigus) ou maison de Maison d'arrêt | Autres      | Inconnue    | Département psychiatrique (même hôpital) | Département de soins aigus (même clinique de réhabilitation (autre établissement)) | Clinique de réhabilitation (même clinique de réhabilitation (même établissement)) | Absence de données |             |             |
|---|-------|--------------|------------------------------|-------------------|---|------------------------|--|-------------|-------------|--|--|---|--------------------|-------------|-------------|
| <b>Toutes les cliniques</b>                 |       | <b>60.0%</b> | <b>1.7%</b>                  | <b>1.9%</b>       | <b>8.1%</b>   | <b>2.3%</b>            | <b>15.7%</b>   | <b>1.0%</b> | <b>3.3%</b> | <b>0.7%</b>                              | <b>0.2%</b>  | <b>4.7%</b>   | <b>0.3%</b>        | <b>0.1%</b> | <b>0.0%</b> |
| Cliniques de soins aigus et premier recours | Total | 59.3%        | 1.5%                         | 1.0%              | 9.3%  | 1.7%                   | 16.0%  | 0.5%        | 4.3%        | 0.9%                                     | 0.2%   | 5.0%  | 0.2%               | 0.0%        | 0.0%        |
|   | 03    | 67.2%        | 3.1%                         | 0.2%              | 12.8%   | 1.2%                   | 2.6%   | 0.1%        | 5.0%        | 4.4%                                     | 0.5%   | 0.1%  | 0.2%               | 0.1%        | 0.0%        |
|   | 06    | 65.3%        | 0.8%                         | 0.4%              | 11.9%   | 3.0%                   | 15.5%  | 1.1%        | 1.7%        | 0.4%                                     | 0.0%   | 0.0%  | 0.1%               | 0.0%        | 0.0%        |
|   | 07    | 39.5%        | 0.1%                         | 3.6%              | 15.3%   | 1.4%                   | 30.4%  | 0.0%        | 0.6%        | 0.9%                                     | 0.0%   | 8.0%  | 0.1%               | 0.0%        | 0.0%        |
|   | 08    | 63.0%        | 3.4%                         | 1.4%              | 14.7%   | 1.6%                   | 8.7%   | 0.3%        | 5.8%        | 0.9%                                     | 0.3%   | 0.0%  | 0.0%               | 0.0%        | 0.0%        |
|   | 12    | 84.1%        | 0.5%                         | 0.1%              | 2.0%  | 6.3%                   | 5.7%   | 0.0%        | 1.0%        | 0.1%                                     | 0.2%   | 0.0%  | 0.2%               | 0.0%        | 0.0%        |
|   | 13    | 28.7%        | 1.4%                         | 0.4%              | 10.1%   | 2.8%                   | 53.2%  | 0.2%        | 1.8%        | 1.1%                                     | 0.2%   | 0.0%  | 0.1%               | 0.0%        | 0.0%        |
|   | 17    | 83.5%        | 1.4%                         | 0.3%              | 4.7%  | 3.7%                   | 3.4%   | 0.0%        | 1.9%        | 1.1%                                     | 0.0%   | 0.0%  | 0.0%               | 0.0%        | 0.0%        |
|   | 18    | 78.3%        | 1.3%                         | 0.0%              | 3.9%  | 6.1%                   | 1.3%   | 0.0%        | 1.3%        | 0.0%                                     | 0.0%   | 7.1%  | 0.6%               | 0.0%        | 0.0%        |
|   | 21    | 60.0%        | 0.9%                         | 0.1%              | 9.8%  | 1.5%                   | 10.0%  | 0.5%        | 7.3%        | 9.5%                                     | 0.2%   | 0.0%  | 0.1%               | 0.0%        | 0.0%        |
|   | 22    | 68.3%        | 0.1%                         | 0.2%              | 11.2%   | 1.1%                   | 16.2%  | 0.0%        | 2.5%        | 0.2%                                     | 0.0%   | 0.0%  | 0.1%               | 0.0%        | 0.0%        |
|   | 24    | 52.0%        | 0.5%                         | 0.1%              | 16.7%   | 0.0%                   | 28.3%  | 0.3%        | 2.0%        | 0.0%                                     | 0.0%   | 0.0%  | 0.0%               | 0.0%        | 0.0%        |
|   | 26    | 25.4%        | 0.5%                         | 1.0%              | 3.9%  | 1.0%                   | 0.2%   | 2.2%        | 4.4%        | 0.5%                                     | 0.2%   | 59.5%   | 0.7%               | 0.4%        | 0.0%        |
|   | 28    | 61.0%        | 0.1%                         | 0.4%              | 8.2%  | 0.9%                   | 24.3%  | 0.6%        | 4.3%        | 0.1%                                     | 0.0%   | 0.0%  | 0.2%               | 0.0%        | 0.0%        |
|   | 30    | 54.5%        | 1.6%                         | 0.3%              | 8.0%  | 1.3%                   | 27.3%  | 0.9%        | 4.7%        | 0.4%                                     | 0.4%   | 0.1%  | 0.5%               | 0.0%        | 0.0%        |
|   | 32    | 71.9%        | 0.3%                         | 4.4%              | 3.3%  | 0.0%                   | 9.1%   | 1.8%        | 9.1%        | 0.0%                                     | 0.0%   | 0.0%  | 0.0%               | 0.0%        | 0.0%        |
|   | 34    | 68.9%        | 0.5%                         | 0.0%              | 6.8%  | 2.0%                   | 17.4%  | 0.2%        | 2.6%        | 1.2%                                     | 0.2%   | 0.0%  | 0.3%               | 0.0%        | 0.0%        |
|   | 35    | 65.0%        | 0.8%                         | 0.2%              | 11.5%   | 1.5%                   | 17.1%  | 0.1%        | 2.8%        | 0.7%                                     | 0.0%   | 0.0%  | 0.3%               | 0.0%        | 0.0%        |
|   | 36    | 68.6%        | 0.9%                         | 0.5%              | 7.4%  | 2.0%                   | 16.3%  | 0.5%        | 2.8%        | 0.0%                                     | 0.4%   | 0.4%  | 0.0%               | 0.0%        | 0.0%        |
|   | 37    | 57.9%        | 1.3%                         | 0.0%              | 13.5%   | 1.8%                   | 3.4%   | 0.3%        | 3.2%        | 0.1%                                     | 0.1%   | 18.0%   | 0.5%               | 0.0%        | 0.0%        |
|   | 39    | 68.9%        | 0.1%                         | 0.0%              | 12.1%   | 1.4%                   | 14.3%  | 0.0%        | 2.9%        | 0.0%                                     | 0.0%   | 0.0%  | 0.2%               | 0.0%        | 0.0%        |
|   | 40    | 69.6%        | 8.9%                         | 0.0%              | 8.7%  | 2.2%                   | 7.2%   | 0.1%        | 2.6%        | 0.4%                                     | 0.0%   | 0.0%  | 0.1%               | 0.0%        | 0.0%        |
|   | 42    | 86.8%        | 0.0%                         | 0.2%              | 0.7%  | 3.6%                   | 7.5%   | 0.1%        | 1.2%        | 0.0%                                     | 0.0%   | 0.0%  | 0.0%               | 0.0%        | 0.0%        |
|   | 43    | 20.4%        | 7.1%                         | 0.1%              | 5.8%  | 1.4%                   | 57.7%  | 0.6%        | 6.7%        | 0.2%                                     | 0.0%   | 0.0%  | 0.0%               | 0.0%        | 0.0%        |
|   | 44    | 97.6%        | 0.0%                         | 0.4%              | 0.6%  | 0.0%                   | 1.1%   | 0.0%        | 0.2%        | 0.0%                                     | 0.0%   | 0.0%  | 0.0%               | 0.0%        | 0.0%        |
|   | 46    | 51.0%        | 0.8%                         | 7.0%              | 6.2%  | 1.3%                   | 3.0%   | 0.1%        | 6.3%        | 0.4%                                     | 0.4%   | 23.4%   | 0.2%               | 0.1%        | 0.0%        |
| 48  | 60.2% | 0.0%         | 11.4%                        | 0.3%              | 2.9%  | 17.8%                  | 0.1%   | 6.2%        | 1.0%        | 0.1%                                     | 0.0%   | 0.0%  | 0.0%               | 0.0%        |             |
| 49  | 29.3% | 0.3%         | 0.2%                         | 8.7%              | 0.7%  | 11.3%                  | 0.1%   | 0.5%        | 0.1%        | 0.6%                                     | 47.6%  | 0.6%  | 0.0%               | 0.0%        |             |



| Clinique                             | À domicile | À domicile avec soins SPITEX | Home (médicalisé) | Établissement médico-social (EMS), autre inst. socio-méd. | Clinique psychiatrique | Autre hôpital (établissement de soins aigus) ou maison de Maison d'arrêt | Autres | Inconnue | Département psychiatrique (même hôpital) | Département de soins aigus (même | Clinique de réhabilitation (autre établissement) | Clinique de réhabilitation (même | Absence de données |      |      |
|--------------------------------------|------------|------------------------------|-------------------|---|------------------------|--|--------|----------|--|----------------------------------|--|----------------------------------|--------------------|------|------|
| 51                                   | 58.6%      | 1.0%                         | 1.0%              | 9.1%  | 1.2%                   | 22.4%  | 0.2%   | 6.2%     | 0.0%                                     | 0.1%                             | 0.0%   | 0.2%                             | 0.0%               | 0.0% |      |
| 52                                   | 58.4%      | 0.4%                         | 0.4%              | 11.7%   | 2.9%                   | 17.4%  | 1.0%   | 7.3%     | 0.0%                                     | 0.3%                             | 0.0%   | 0.2%                             | 0.0%               | 0.0% |      |
| 54                                   | 63.3%      | 1.0%                         | 0.5%              | 9.5%  | 1.2%                   | 15.6%  | 1.0%   | 7.6%     | 0.0%                                     | 0.0%                             | 0.0%   | 0.2%                             | 0.0%               | 0.0% |      |
| 56                                   | 70.3%      | 1.9%                         | 0.8%              | 10.3%   | 1.9%                   | 10.2%  | 0.5%   | 3.3%     | 0.4%                                     | 0.0%                             | 0.1%   | 0.4%                             | 0.0%               | 0.0% |      |
| 58                                   | 76.8%      | 1.9%                         | 0.3%              | 6.5%  | 1.6%                   | 6.7%   | 0.7%   | 3.6%     | 1.5%                                     | 0.2%                             | 0.0%   | 0.1%                             | 0.0%               | 0.0% |      |
| 66                                   | 66.2%      | 0.6%                         | 0.0%              | 10.1%   | 0.4%                   | 1.1%   | 0.4%   | 2.4%     | 0.9%                                     | 0.2%                             | 17.2%  | 0.2%                             | 0.4%               | 0.0% |      |
| 70                                   | 79.0%      | 2.4%                         | 0.0%              | 9.9%  | 1.8%                   | 3.3%   | 0.3%   | 1.8%     | 1.5%                                     | 0.0%                             | 0.0%   | 0.0%                             | 0.0%               | 0.0% |      |
| 71                                   | 54.6%      | 1.6%                         | 0.2%              | 6.6%  | 1.4%                   | 26.8%  | 3.0%   | 4.8%     | 0.1%                                     | 0.8%                             | 0.1%   | 0.0%                             | 0.0%               | 0.0% |      |
| 73                                   | 52.1%      | 0.9%                         | 6.3%              | 4.4%  | 1.1%                   | 22.6%  | 0.1%   | 3.6%     | 0.6%                                     | 0.7%                             | 7.3%   | 0.2%                             | 0.0%               | 0.0% |      |
| 74                                   | 42.8%      | 1.3%                         | 8.2%              | 8.8%  | 1.3%                   | 24.3%  | 0.2%   | 5.6%     | 0.7%                                     | 0.0%                             | 6.6%   | 0.1%                             | 0.0%               | 0.0% |      |
| 82                                   | 46.2%      | 0.6%                         | 0.5%              | 14.3%   | 2.0%                   | 24.0%  | 1.4%   | 10.8%    | 0.0%                                     | 0.0%                             | 0.0%   | 0.2%                             | 0.0%               | 0.0% |      |
| 83                                   | 94.5%      | 0.4%                         | 0.0%              | 3.7%  | 0.0%                   | 0.0%   | 0.0%   | 1.4%     | 0.0%                                     | 0.0%                             | 0.0%   | 0.0%                             | 0.0%               | 0.0% |      |
| 88                                   | 90.2%      | 0.0%                         | 3.3%              | 0.0%  | 0.0%                   | 4.1%   | 0.0%   | 1.6%     | 0.8%                                     | 0.0%                             | 0.0%   | 0.0%                             | 0.0%               | 0.0% |      |
| 99                                   | 71.7%      | 4.2%                         | 0.0%              | 1.8%  | 1.4%                   | 18.7%  | 0.0%   | 1.8%     | 0.0%                                     | 0.0%                             | 0.0%   | 0.4%                             | 0.0%               | 0.0% |      |
| 122                                  | 57.6%      | 0.1%                         | 0.2%              | 14.0%   | 0.6%                   | 24.6%  | 0.3%   | 2.6%     | 0.0%                                     | 0.0%                             | 0.0%   | 0.0%                             | 0.0%               | 0.0% |      |
| Cliniques de psychiatrie spécialisée | Total      | 86.8%                        | 1.3%              | 0.4%  | 2.0%                   | 2.7%   | 4.1%   | 0.0%     | 1.1%                                     | 0.2%                             | 0.0%   | 1.0%                             | 0.1%               | 0.3% | 0.0% |
| 01                                   | 96.8%      | 0.8%                         | 0.0%              | 0.7%  | 0.8%                   | 0.0%   | 0.0%   | 0.7%     | 0.3%                                     | 0.0%                             | 0.0%   | 0.0%                             | 0.0%               | 0.0% |      |
| 02                                   | 91.9%      | 1.3%                         | 0.5%              | 1.5%  | 1.2%                   | 2.4%   | 0.0%   | 0.0%     | 0.1%                                     | 0.0%                             | 0.0%   | 0.3%                             | 0.8%               | 0.0% |      |
| 05                                   | 69.1%      | 0.0%                         | 0.3%              | 4.5%  | 21.2%                  | 2.3%   | 0.6%   | 1.9%     | 0.0%                                     | 0.0%                             | 0.0%   | 0.0%                             | 0.0%               | 0.0% |      |
| 10                                   | 58.0%      | 2.9%                         | 0.0%              | 7.2%  | 30.4%                  | 0.0%   | 0.0%   | 1.4%     | 0.0%                                     | 0.0%                             | 0.0%   | 0.0%                             | 0.0%               | 0.0% |      |
| 14                                   | 77.4%      | 1.7%                         | 0.0%              | 1.7%  | 17.4%                  | 1.7%   | 0.0%   | 0.0%     | 0.0%                                     | 0.0%                             | 0.0%   | 0.0%                             | 0.0%               | 0.0% |      |
| 15                                   | 75.0%      | 4.4%                         | 0.0%              | 6.4%  | 2.5%                   | 2.0%   | 0.0%   | 4.4%     | 0.0%                                     | 0.0%                             | 5.4%   | 0.0%                             | 0.0%               | 0.0% |      |
| 19                                   | 99.2%      | 0.0%                         | 0.0%              | 0.0%  | 0.4%                   | 0.4%   | 0.0%   | 0.0%     | 0.0%                                     | 0.0%                             | 0.0%   | 0.0%                             | 0.0%               | 0.0% |      |
| 23                                   | 91.6%      | 1.6%                         | 0.2%              | 1.6%  | 1.0%                   | 3.5%   | 0.0%   | 0.6%     | 0.0%                                     | 0.0%                             | 0.0%   | 0.0%                             | 0.0%               | 0.0% |      |
| 25                                   | 100%       | 0.0%                         | 0.0%              | 0.0%  | 0.0%                   | 0.0%   | 0.0%   | 0.0%     | 0.0%                                     | 0.0%                             | 0.0%   | 0.0%                             | 0.0%               | 0.0% |      |
| 27                                   | 64.5%      | 0.0%                         | 1.4%              | 6.4%  | 1.4%                   | 25.5%  | 0.0%   | 0.7%     | 0.0%                                     | 0.0%                             | 0.0%   | 0.0%                             | 0.0%               | 0.0% |      |
| 29                                   | 98.7%      | 0.3%                         | 0.0%              | 0.0%  | 0.5%                   | 0.0%   | 0.0%   | 0.5%     | 0.0%                                     | 0.0%                             | 0.0%   | 0.0%                             | 0.0%               | 0.0% |      |
| 33                                   | 69.3%      | 1.6%                         | 0.3%              | 3.4%  | 0.8%                   | 21.6%  | 0.0%   | 2.1%     | 0.0%                                     | 0.8%                             | 0.0%   | 0.3%                             | 0.0%               | 0.0% |      |
| 38                                   | 90.7%      | 1.0%                         | 0.0%              | 1.3%  | 2.9%                   | 2.3%   | 0.0%   | 1.6%     | 0.3%                                     | 0.0%                             | 0.0%   | 0.0%                             | 0.0%               | 0.0% |      |
| 45                                   | 68.6%      | 13.9%                        | 0.9%              | 2.7%  | 1.8%                   | 8.5%   | 0.0%   | 3.6%     | 0.0%                                     | 0.0%                             | 0.0%   | 0.0%                             | 0.0%               | 0.0% |      |

| Clinique   | À domicile | À domicile avec soins SPITEX | Home (médicalisé) | Établissement médico-social (EMS), autre inst. socio-méd. | Clinique psychiatrique | Autre hôpital (établissement de soins aigus) ou maison de Maison d'arrêt | Autres | Inconnue | Département psychiatrique (même hôpital) | Département de soins aigus (même clinique de réhabilitation (autre établissement)) | Clinique de réhabilitation (même clinique de réhabilitation (même établissement)) | Absence de données |      |      |
|--|------------|------------------------------|-------------------|---|------------------------|--|--------|----------|--|--|---|--------------------|------|------|
| 47   | 80.4%      | 0.0%                         | 2.0%              | 0.0%  | 1.4%                   | 8.8%   | 0.0%   | 0.0%     | 0.0%                                     | 7.4%   | 0.0%  | 0.0%               |      |      |
| 50   | 86.6%      | 3.1%                         | 0.3%              | 2.2%  | 2.7%                   | 3.7%   | 0.2%   | 1.0%     | 0.2%                                     | 0.0%   | 0.0%  | 0.0%               |      |      |
| 57   | 92.0%      | 0.0%                         | 0.0%              | 0.0%  | 2.4%                   | 0.9%   | 0.0%   | 4.3%     | 0.3%                                     | 0.0%   | 0.0%  | 0.0%               |      |      |
| 59   | 69.1%      | 3.8%                         | 0.3%              | 7.4%  | 2.3%                   | 4.8%   | 0.0%   | 3.1%     | 1.0%                                     | 0.0%   | 8.2%  | 0.0%               |      |      |
| 60   | 86.4%      | 0.0%                         | 0.0%              | 0.0%  | 1.5%                   | 11.1%  | 0.0%   | 0.9%     | 0.0%                                     | 0.0%   | 0.0%  | 0.0%               |      |      |
| 61   | 99.5%      | 0.0%                         | 0.0%              | 0.0%  | 0.2%                   | 0.4%   | 0.0%   | 0.0%     | 0.0%                                     | 0.0%   | 0.0%  | 0.0%               |      |      |
| 62   | 83.1%      | 0.0%                         | 0.0%              | 0.0%  | 5.6%                   | 0.0%   | 0.0%   | 1.4%     | 0.0%                                     | 1.4%   | 7.0%  | 1.4%               |      |      |
| 63   | 78.2%      | 0.0%                         | 0.3%              | 1.7%  | 11.8%                  | 7.6%   | 0.0%   | 0.1%     | 0.0%                                     | 0.0%   | 0.1%  | 0.0%               |      |      |
| 65   | 89.8%      | 0.0%                         | 0.0%              | 0.0%  | 3.4%                   | 5.8%   | 0.0%   | 0.0%     | 0.0%                                     | 0.0%   | 0.5%  | 0.5%               |      |      |
| 67   | 100%       | 0.0%                         | 0.0%              | 0.0%  | 0.0%                   | 0.0%   | 0.0%   | 0.0%     | 0.0%                                     | 0.0%   | 0.0%  | 0.0%               |      |      |
| 69   | 97.4%      | 0.0%                         | 0.0%              | 0.3%  | 0.9%                   | 0.3%   | 0.0%   | 0.0%     | 0.0%                                     | 0.1%   | 0.0%  | 1.1%               |      |      |
| 72   | 27.3%      | 0.0%                         | 15.6%             | 4.7%  | 1.6%                   | 0.8%   | 0.0%   | 3.9%     | 0.0%                                     | 0.0%   | 35.2%   | 10.9%              |      |      |
| 75   | 94.3%      | 1.8%                         | 0.0%              | 1.5%  | 0.3%                   | 1.5%   | 0.0%   | 0.6%     | 0.0%                                     | 0.0%   | 0.0%  | 0.0%               |      |      |
| 76   | 85.2%      | 0.0%                         | 0.0%              | 2.1%  | 0.7%                   | 9.7%   | 0.0%   | 1.6%     | 0.0%                                     | 0.0%   | 0.7%  | 0.0%               |      |      |
| 77   | 53.0%      | 0.6%                         | 0.6%              | 15.1%   | 1.2%                   | 17.5%  | 0.0%   | 2.4%     | 0.6%                                     | 0.0%   | 9.0%  | 0.0%               |      |      |
| 79   | 79.6%      | 4.7%                         | 0.8%              | 5.2%  | 1.3%                   | 8.0%   | 0.0%   | 0.0%     | 0.5%                                     | 0.0%   | 0.0%  | 0.0%               |      |      |
| 85   | 68.4%      | 10.5%                        | 0.0%              | 13.2%   | 0.0%                   | 5.3%   | 0.0%   | 2.6%     | 0.0%                                     | 0.0%   | 0.0%  | 0.0%               |      |      |
| 86   | 99.1%      | 0.0%                         | 0.0%              | 0.0%  | 0.5%                   | 0.0%   | 0.0%   | 0.0%     | 0.5%                                     | 0.0%   | 0.0%  | 0.0%               |      |      |
| 87   | 77.1%      | 4.0%                         | 0.9%              | 9.0%  | 1.8%                   | 0.4%   | 0.0%   | 3.6%     | 0.0%                                     | 3.1%   | 0.0%  | 0.0%               |      |      |
| 92   | 65.6%      | 9.9%                         | 1.5%              | 12.2%   | 1.5%                   | 0.0%   | 0.0%   | 0.0%     | 1.5%                                     | 6.1%   | 1.5%  | 0.0%               |      |      |
| 93   | 84.6%      | 0.0%                         | 0.0%              | 3.4%  | 7.0%                   | 4.7%   | 0.0%   | 0.3%     | 0.0%                                     | 0.0%   | 0.0%  | 0.0%               |      |      |
| 94   | 91.2%      | 0.0%                         | 0.0%              | 0.0%  | 1.7%                   | 3.9%   | 0.0%   | 0.0%     | 3.3%                                     | 0.0%   | 0.0%  | 0.0%               |      |      |
| 95   | 92.2%      | 0.0%                         | 0.5%              | 0.0%  | 1.0%                   | 5.8%   | 0.0%   | 0.0%     | 0.0%                                     | 0.0%   | 0.0%  | 0.5%               |      |      |
| 96   | 79.1%      | 0.0%                         | 0.0%              | 0.0%  | 1.5%                   | 9.0%   | 0.0%   | 6.0%     | 0.0%                                     | 1.5%   | 0.0%  | 3.0%               |      |      |
| 97   | 98.8%      | 0.2%                         | 0.0%              | 0.0%  | 0.5%                   | 0.5%   | 0.0%   | 0.0%     | 0.0%                                     | 0.0%   | 0.0%  | 0.0%               |      |      |
| 98   | 94.8%      | 1.9%                         | 0.0%              | 1.3%  | 0.3%                   | 1.0%   | 0.0%   | 0.6%     | 0.0%                                     | 0.0%   | 0.0%  | 0.0%               |      |      |
| Cliniques spécialisées dans le traitement des maladies de dépendance | Total      | 64.1%                        | 0.6%              | 0.0%  | 3.5%                   | 17.6%  | 10.6%  | 0.6%     | 2.1%                                     | 0.1%   | 0.4%  | 0.3%               | 0.1% | 0.0% |
|  | 04         | 74.4%                        | 0.0%              | 0.0%  | 7.8%                   | 5.6%   | 1.1%   | 0.0%     | 6.7%                                     | 4.4%   | 0.0%  | 0.0%               | 0.0% | 0.0% |

| Clinique                |       | À domicile | À domicile avec soins SPITEX | Home (médicalisé) | Établissement médico-social (EMS), autre inst. socio-méd. | Clinique psychiatrique | Autre hôpital (établissement de soins aigus) ou maison de | Maison d'arrêt | Autres | Inconnue | Département psychiatrique (même hôpital) | Département de soins aigus (même | Clinique de réhabilitation (autre établissement) | Clinique de réhabilitation (même | Absence de données |
|-------------------------|-------|------------|------------------------------|-------------------|---|------------------------|---|----------------|--------|----------|--|----------------------------------|--|----------------------------------|--------------------|
|                         | 11    | 59.3%      | 0.2%                         | 0.0%              | 1.5%  | 32.4%                  | 6.1%  | 0.0%           | 0.5%   | 0.0%     | 0.0%                                     | 0.0%                             | 0.0%   | 0.0%                             | 0.0%               |
|                         | 16    | 80.6%      | 0.0%                         | 0.0%              | 5.9%  | 7.9%                   | 0.8%  | 0.0%           | 4.8%   | 0.0%     | 0.0%                                     | 0.0%                             | 0.0%   | 0.0%                             | 0.0%               |
|                         | 20    | 76.0%      | 0.0%                         | 0.0%              | 8.9%  | 10.1%                  | 5.0%  | 0.0%           | 0.0%   | 0.0%     | 0.0%                                     | 0.0%                             | 0.0%   | 0.0%                             | 0.0%               |
|                         | 31    | 35.3%      | 0.0%                         | 0.0%              | 1.2%  | 42.4%                  | 21.2%   | 0.0%           | 0.0%   | 0.0%     | 0.0%                                     | 0.0%                             | 0.0%   | 0.0%                             | 0.0%               |
|                         | 53    | 66.1%      | 0.0%                         | 0.0%              | 7.7%  | 15.9%                  | 1.3%  | 5.6%           | 3.4%   | 0.0%     | 0.0%                                     | 0.0%                             | 0.0%   | 0.0%                             | 0.0%               |
|                         | 55    | 76.9%      | 2.0%                         | 0.0%              | 1.4%  | 11.2%                  | 5.2%  | 0.0%           | 2.8%   | 0.0%     | 0.3%                                     | 0.0%                             | 0.3%   | 0.0%                             | 0.0%               |
|                         | 78    | 81.7%      | 0.0%                         | 0.0%              | 8.5%  | 0.0%                   | 4.9%  | 0.0%           | 0.0%   | 0.0%     | 0.0%                                     | 4.9%                             | 0.0%   | 0.0%                             | 0.0%               |
|                         | 89    | 15.7%      | 0.0%                         | 0.0%              | 0.0%  | 64.3%                  | 4.3%  | 0.0%           | 5.7%   | 0.0%     | 10.0%                                    | 0.0%                             | 0.0%   | 0.0%                             | 0.0%               |
|                         | 90    | 14.6%      | 0.0%                         | 0.0%              | 0.0%  | 75.6%                  | 2.4%  | 4.9%           | 0.0%   | 0.0%     | 2.4%                                     | 0.0%                             | 0.0%   | 0.0%                             | 0.0%               |
|                         | 121   | 1.7%       | 0.0%                         | 0.0%              | 0.0%  | 1.2%                   | 97.1%   | 0.0%           | 0.0%   | 0.0%     | 0.0%                                     | 0.0%                             | 0.0%   | 0.0%                             | 0.0%               |
| Psychiatrie forensique  | Total | 3.0%       | 0.0%                         | 0.4%              | 2.9%  | 2.2%                   | 9.7%  | 71.4%          | 1.2%   | 1.5%     | 2.3%                                     | 4.5%                             | 0.0%   | 0.0%                             | 0.0%               |
|                         | 101   | 6.7%       | 0.0%                         | 0.0%              | 5.3%  | 2.7%                   | 4.0%  | 81.3%          | 0.0%   | 0.0%     | 0.0%                                     | 0.0%                             | 0.0%   | 0.0%                             | 0.0%               |
|                         | 102   | 0.0%       | 0.0%                         | 0.7%              | 0.3%  | 0.3%                   | 0.3%  | 80.6%          | 0.0%   | 1.7%     | 4.5%                                     | 11.4%                            | 0.0%   | 0.0%                             | 0.0%               |
|                         | 103   | 0.0%       | 0.0%                         | 6.7%              | 0.0%  | 6.7%                   | 13.3%   | 53.3%          | 20.0%  | 0.0%     | 0.0%                                     | 0.0%                             | 0.0%   | 0.0%                             | 0.0%               |
|                         | 104   | 11.1%      | 0.0%                         | 0.0%              | 12.7%   | 4.8%                   | 14.3%   | 50.8%          | 0.0%   | 3.2%     | 3.2%                                     | 0.0%                             | 0.0%   | 0.0%                             | 0.0%               |
|                         | 105   | 2.1%       | 0.0%                         | 0.0%              | 4.2%  | 4.2%                   | 4.2%  | 81.2%          | 0.0%   | 0.0%     | 4.2%                                     | 0.0%                             | 0.0%   | 0.0%                             | 0.0%               |
|                         | 106   | 5.5%       | 0.0%                         | 0.0%              | 3.7%  | 3.7%                   | 0.0%  | 72.5%          | 4.6%   | 3.7%     | 0.0%                                     | 0.0%                             | 0.0%   | 0.0%                             | 0.0%               |
|                         | 107   | 1.7%       | 0.0%                         | 0.0%              | 1.7%  | 0.9%                   | 41.7%   | 53.9%          | 0.0%   | 0.0%     | 0.0%                                     | 0.0%                             | 0.0%   | 0.0%                             | 0.0%               |
|                         | 109   | 4.8%       | 0.0%                         | 0.0%              | 0.0%  | 9.5%                   | 28.6%   | 52.4%          | 4.8%   | 0.0%     | 0.0%                                     | 0.0%                             | 0.0%   | 0.0%                             | 0.0%               |
| Psychiatrie gériatrique | Total | 34.4%      | 3.6%                         | 9.3%              | 10.5%   | 1.1%                   | 29.7%   | 0.1%           | 1.1%   | 0.4%     | 0.1%                                     | 8.2%                             | 0.8%   | 0.4%                             | 0.0%               |
|                         | 501   | 13.8%      | 3.4%                         | 8.0%              | 0.0%  | 1.1%                   | 58.6%   | 0.0%           | 3.4%   | 0.0%     | 1.1%                                     | 4.6%                             | 5.7%   | 0.0%                             | 0.0%               |
|                         | 502   | 25.2%      | 2.4%                         | 12.3%             | 1.6%  | 0.8%                   | 11.8%   | 0.0%           | 5.1%   | 0.0%     | 0.3%                                     | 39.4%                            | 0.5%   | 0.5%                             | 0.0%               |
|                         | 503   | 26.9%      | 4.1%                         | 9.1%              | 1.0%  | 0.0%                   | 48.7%   | 0.0%           | 0.5%   | 0.0%     | 0.0%                                     | 5.1%                             | 4.6%   | 0.0%                             | 0.0%               |
|                         | 504   | 54.3%      | 11.1%                        | 0.0%              | 6.2%  | 0.6%                   | 25.3%   | 0.0%           | 1.2%   | 0.0%     | 0.0%                                     | 0.0%                             | 1.2%   | 0.0%                             | 0.0%               |
|                         | 505   | 40.9%      | 4.1%                         | 7.8%              | 12.7%   | 1.7%                   | 30.5%   | 0.2%           | 1.2%   | 0.0%     | 0.0%                                     | 0.0%                             | 0.9%   | 0.0%                             | 0.0%               |
|                         | 506   | 44.4%      | 3.3%                         | 28.0%             | 1.5%  | 0.0%                   | 21.3%   | 0.0%           | 0.9%   | 0.0%     | 0.0%                                     | 0.0%                             | 0.6%   | 0.0%                             | 0.0%               |
|                         | 507   | 34.0%      | 0.0%                         | 24.4%             | 0.0%  | 5.1%                   | 30.8%   | 0.0%           | 5.8%   | 0.0%     | 0.0%                                     | 0.0%                             | 0.0%   | 0.0%                             | 0.0%               |
|                         | 508   | 22.4%      | 0.6%                         | 0.9%              | 11.2%   | 0.3%                   | 10.2%   | 0.3%           | 0.6%   | 0.0%     | 0.0%                                     | 47.5%                            | 1.2%   | 4.7%                             | 0.0%               |
|                         | 509   | 14.1%      | 0.9%                         | 7.3%              | 0.4%  | 0.5%                   | 0.2%  | 0.9%           | 0.5%   | 0.7%     | 1.3%                                     | 69.4%                            | 0.4%   | 3.3%                             | 0.0%               |
|                         | 510   | 50.2%      | 5.4%                         | 8.3%              | 6.5%  | 2.2%                   | 26.4%   | 0.0%           | 0.4%   | 0.0%     | 0.0%                                     | 0.0%                             | 0.7%   | 0.0%                             | 0.0%               |

| Clinique | À domicile | À domicile avec soins SPITEX | Home (médicalisé) | Établissement médico-social (EMS), autre inst. socio-méd. | Clinique psychiatrique | Autre hôpital (établissement de soins aigus) ou maison de Maison d'arrêt | Autres | Inconnue | Département psychiatrique (même hôpital) | Département de soins aigus (même clinique de réhabilitation (autre établissement)) | Clinique de réhabilitation (même clinique de réhabilitation (même établissement)) | Absence de données |      |      |
|----------|------------|------------------------------|-------------------|---|------------------------|--|--------|----------|--|--|---|--------------------|------|------|
| 511      | 34.4%      | 4.3%                         | 8.0%              | 14.6%   | 0.9%                   | 35.0%  | 0.0%   | 0.6%     | 0.0%                                     | 0.6%   | 0.0%  | 1.7%               | 0.0% | 0.0% |
| 512      | 43.5%      | 4.1%                         | 2.4%              | 20.1%   | 0.6%                   | 20.8%  | 0.0%   | 4.8%     | 2.6%                                     | 0.4%   | 0.0%  | 0.7%               | 0.0% | 0.0% |
| 513      | 39.2%      | 3.6%                         | 12.9%             | 10.7%   | 1.1%                   | 31.5%  | 0.0%   | 0.0%     | 0.0%                                     | 0.0%   | 0.0%  | 0.9%               | 0.0% | 0.0% |
| 514      | 45.1%      | 8.0%                         | 4.9%              | 22.9%   | 0.0%                   | 12.0%  | 0.0%   | 0.6%     | 1.2%                                     | 0.1%   | 0.0%  | 0.4%               | 0.0% | 0.0% |
| 515      | 44.4%      | 0.4%                         | 13.9%             | 6.7%  | 0.4%                   | 33.3%  | 0.0%   | 0.4%     | 0.0%                                     | 0.0%   | 0.0%  | 0.4%               | 0.0% | 0.0% |
| 516      | 31.2%      | 0.5%                         | 8.9%              | 8.0%  | 1.1%                   | 48.8%  | 0.0%   | 0.8%     | 0.0%                                     | 0.0%   | 0.0%  | 0.8%               | 0.0% | 0.0% |
| 517      | 10.9%      | 1.8%                         | 8.3%              | 9.9%  | 2.5%                   | 65.7%  | 0.0%   | 0.3%     | 0.0%                                     | 0.0%   | 0.0%  | 0.7%               | 0.0% | 0.0% |
| 518      | 29.0%      | 0.8%                         | 10.0%             | 4.6%  | 0.0%                   | 55.0%  | 0.0%   | 0.5%     | 0.0%                                     | 0.0%   | 0.0%  | 0.0%               | 0.0% | 0.0% |
| 519      | 32.3%      | 4.6%                         | 15.6%             | 13.5%   | 1.1%                   | 30.9%  | 0.0%   | 0.7%     | 0.4%                                     | 0.0%   | 0.0%  | 1.1%               | 0.0% | 0.0% |
| 520      | 21.4%      | 2.2%                         | 0.0%              | 27.0%   | 1.2%                   | 7.1%   | 0.0%   | 0.6%     | 0.0%                                     | 0.0%   | 38.8%   | 1.6%               | 0.0% | 0.0% |
| 521      | 42.7%      | 3.3%                         | 1.6%              | 14.9%   | 0.5%                   | 35.4%  | 0.0%   | 0.2%     | 0.0%                                     | 0.0%   | 0.0%  | 1.4%               | 0.0% | 0.0% |
| 522      | 41.3%      | 2.7%                         | 4.4%              | 13.8%   | 1.0%                   | 32.7%  | 0.0%   | 0.6%     | 1.3%                                     | 0.4%   | 0.0%  | 1.7%               | 0.0% | 0.0% |
| 523      | 35.9%      | 1.3%                         | 7.0%              | 17.1%   | 1.3%                   | 35.6%  | 0.0%   | 1.7%     | 0.0%                                     | 0.0%   | 0.0%  | 0.0%               | 0.0% | 0.0% |
| 524      | 15.1%      | 7.7%                         | 16.5%             | 0.2%  | 4.9%                   | 36.5%  | 0.0%   | 0.2%     | 0.0%                                     | 0.0%   | 15.1%   | 0.5%               | 3.2% | 0.0% |
| 525      | 38.7%      | 11.1%                        | 18.0%             | 4.6%  | 0.7%                   | 26.3%  | 0.0%   | 0.7%     | 0.0%                                     | 0.0%   | 0.0%  | 0.0%               | 0.0% | 0.0% |
| 526      | 48.5%      | 0.8%                         | 0.4%              | 14.3%   | 0.8%                   | 35.3%  | 0.0%   | 0.0%     | 0.0%                                     | 0.0%   | 0.0%  | 0.0%               | 0.0% | 0.0% |
| 527      | 63.8%      | 5.3%                         | 6.8%              | 6.8%  | 1.4%                   | 11.1%  | 0.0%   | 3.4%     | 1.4%                                     | 0.0%   | 0.0%  | 0.0%               | 0.0% | 0.0% |
| 528      | 46.5%      | 0.0%                         | 17.7%             | 4.3%  | 0.0%                   | 30.9%  | 0.0%   | 0.0%     | 0.0%                                     | 0.0%   | 0.0%  | 0.7%               | 0.0% | 0.0% |
| 529      | 23.1%      | 0.7%                         | 18.2%             | 9.8%  | 0.0%                   | 32.2%  | 0.0%   | 0.0%     | 0.0%                                     | 0.0%   | 16.1%   | 0.0%               | 0.0% | 0.0% |
| 530      | 26.4%      | 3.6%                         | 20.3%             | 12.3%   | 0.7%                   | 34.4%  | 0.4%   | 1.1%     | 0.0%                                     | 0.0%   | 0.0%  | 0.7%               | 0.0% | 0.0% |

Tableau 14: lieu de séjour avant l'admission au sein des cliniques (pourcentage)

## 1.12 Décision d'envoi au sein des cliniques

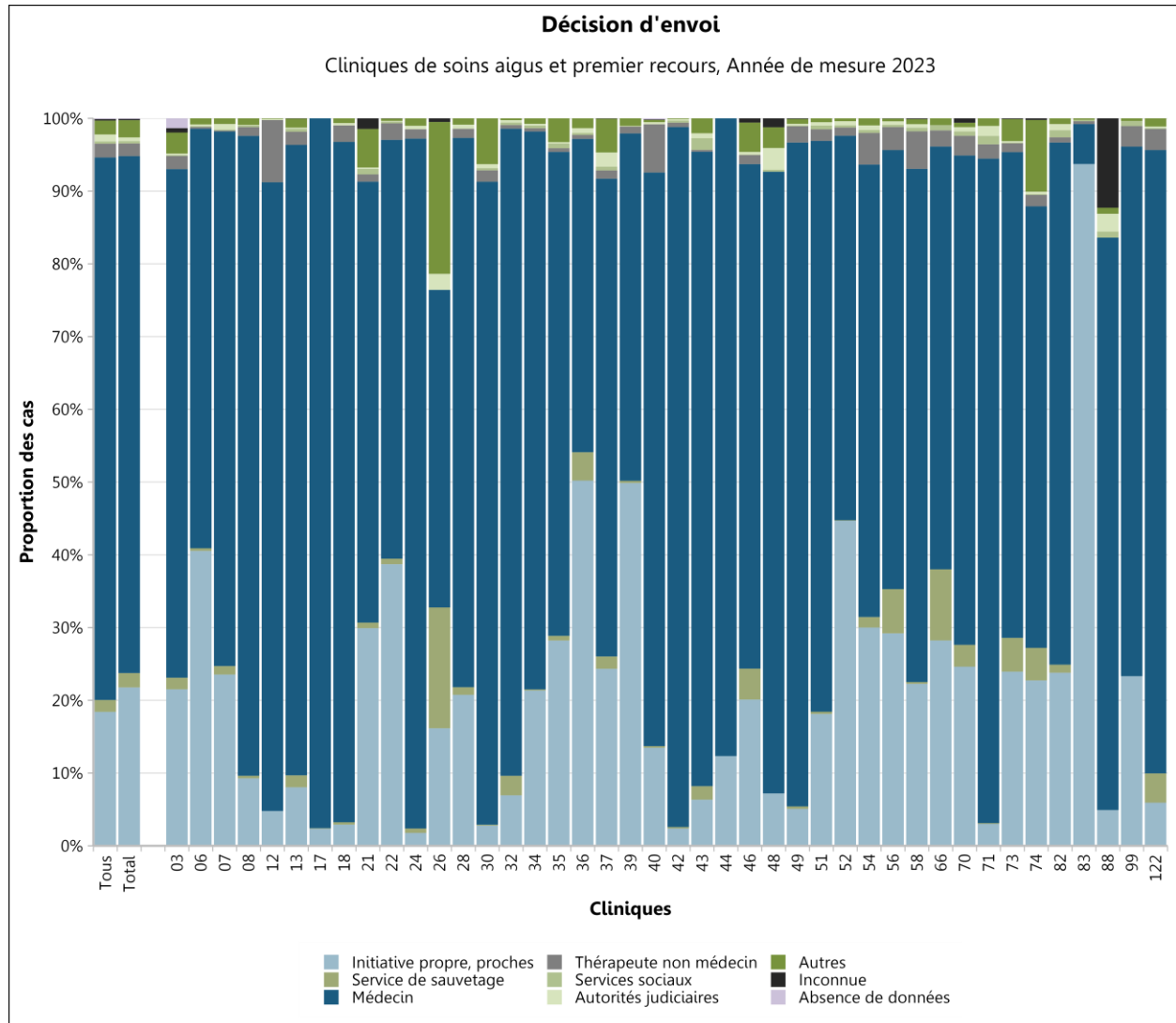


Figure 54: décision d'envoi au sein des centres de soins aigus et premier recours

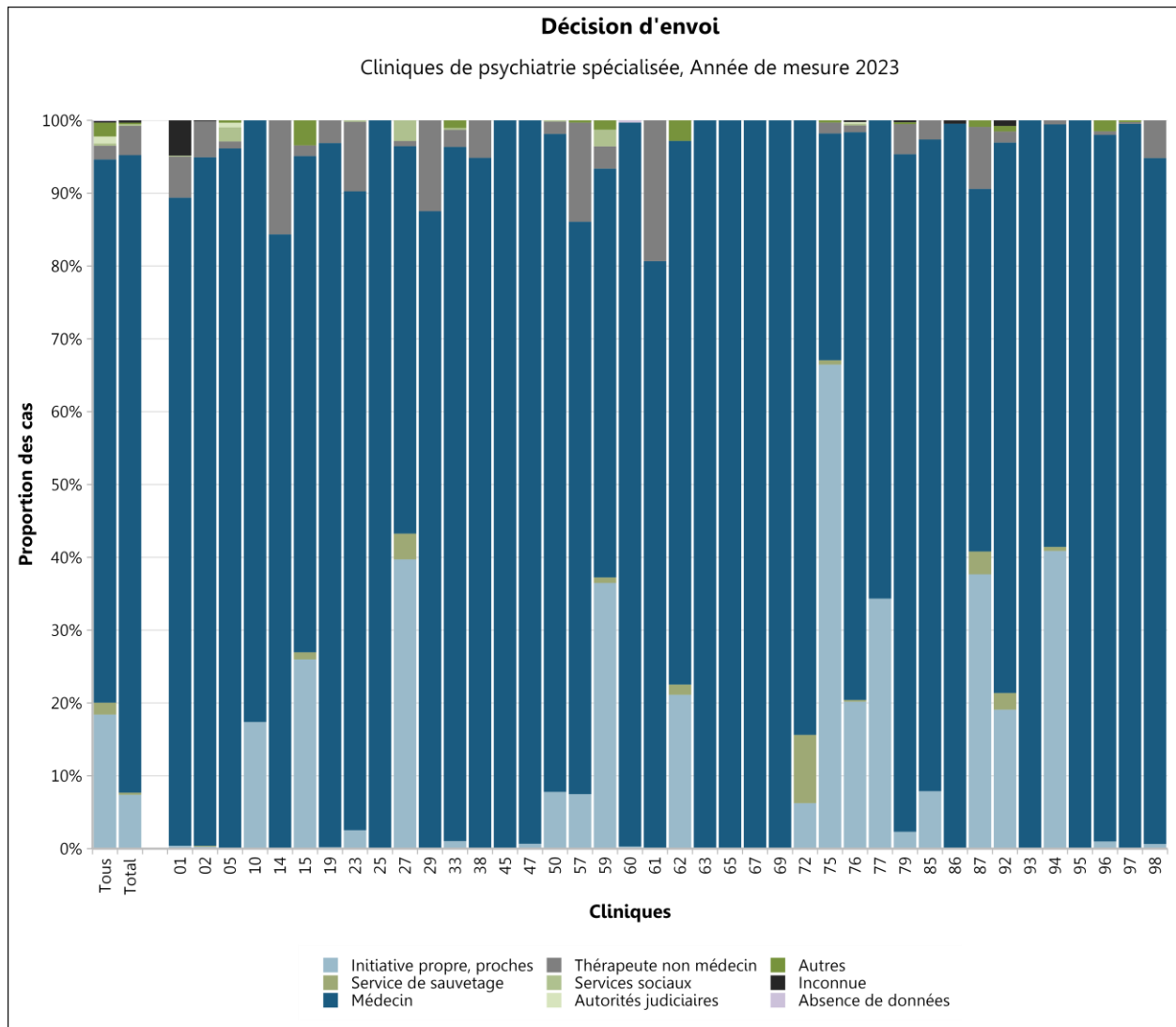


Figure 55: décision d'envoi au sein de la psychiatrie spécialisée

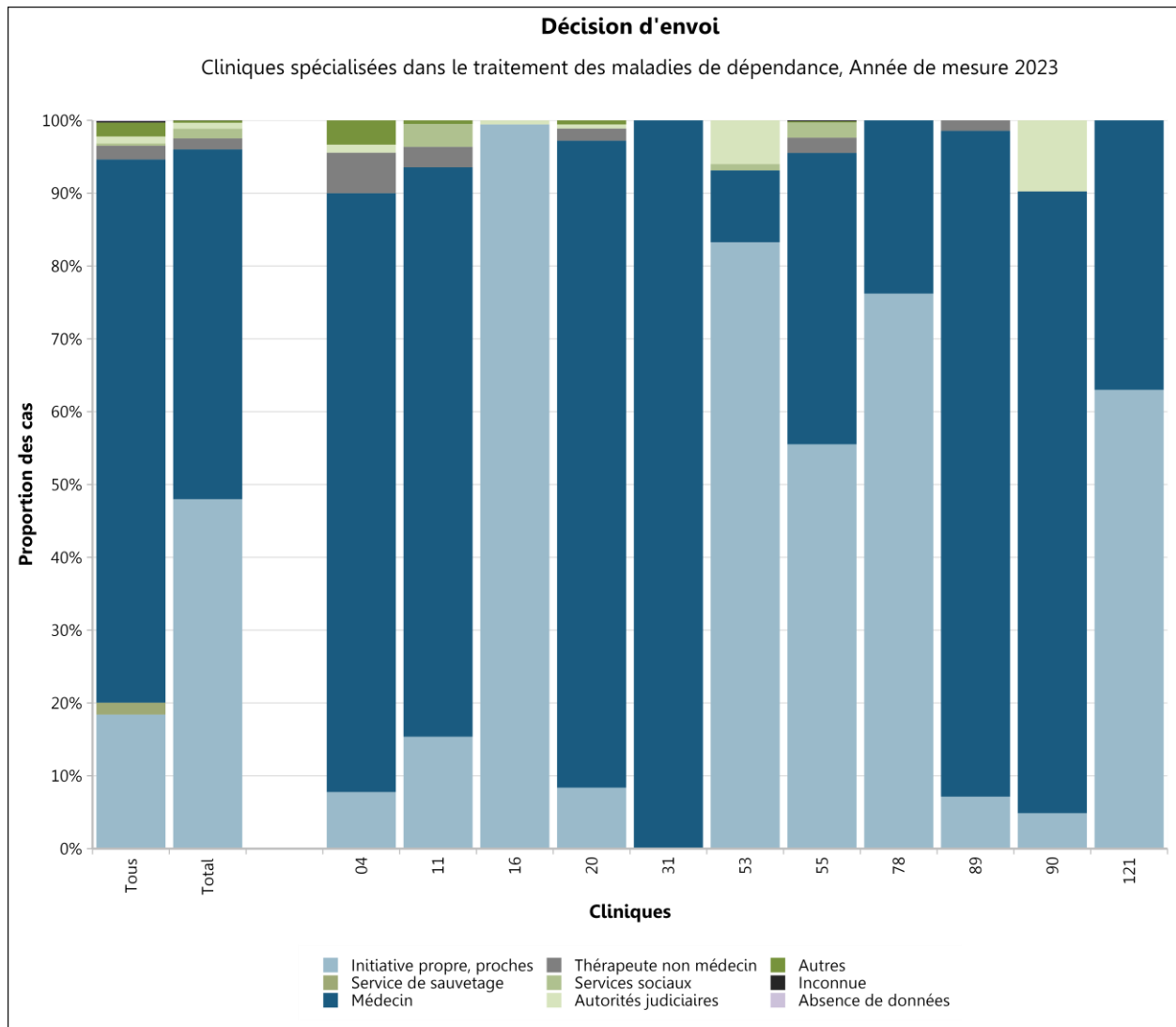


Figure 56: décision d'envoi au sein des cliniques spécialisées dans le traitement des maladies de dépendance

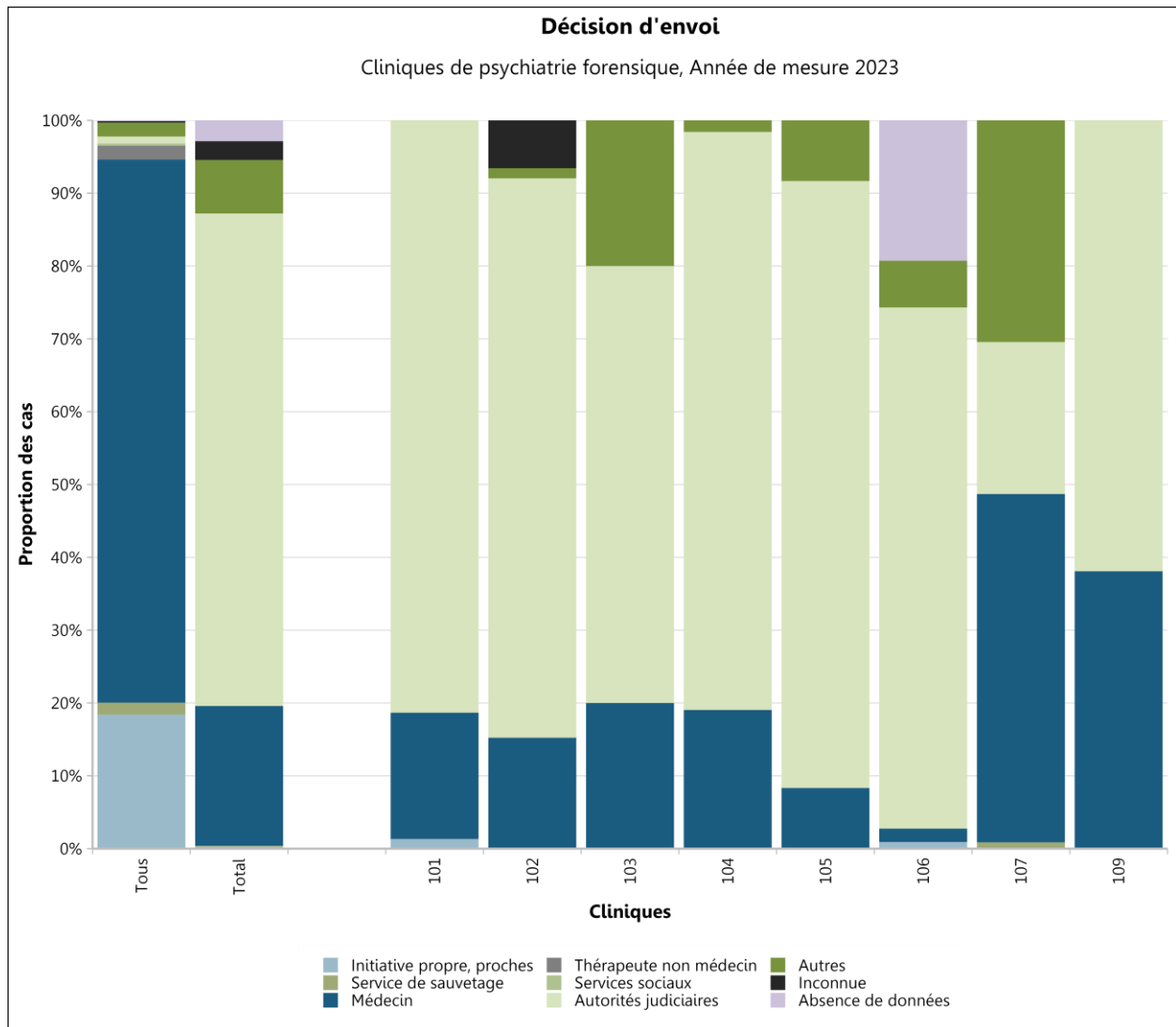


Figure 57: décision d'envoi au sein des cliniques de psychiatrie forensique



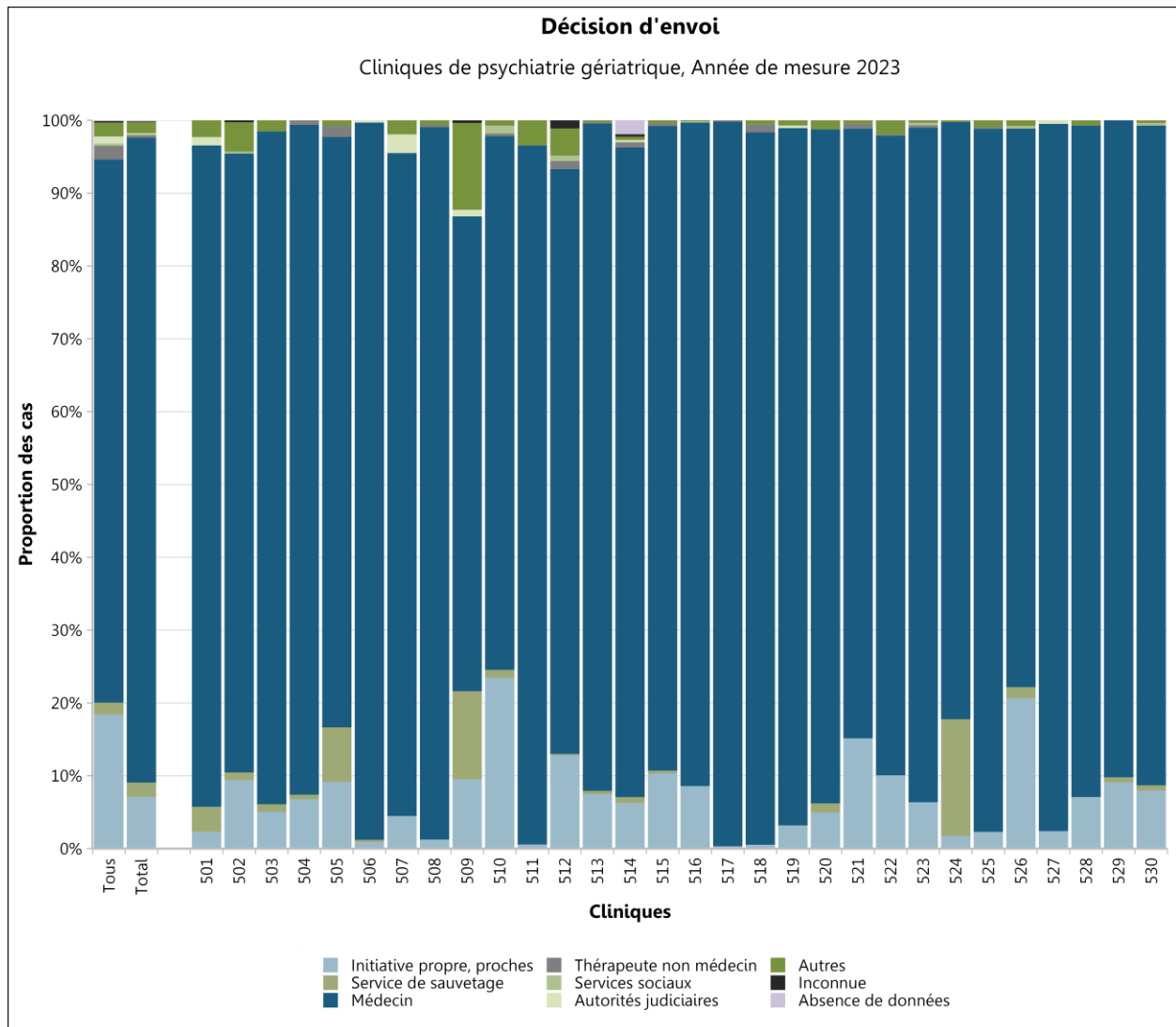


Figure 58: décision d'envoi au sein des cliniques de psychiatrie gériatrique

| Clinique                                    | Initiative propre, proches | Service de sauvetage | Médecin      | Thérapeute non médecin | Services sociaux | Autorités judiciaires | Autres      | Inconnue   | Absence de données |    |
|---|----------------------------|----------------------|--------------|------------------------|------------------|-----------------------|-------------|------------|--------------------|----|
| <b>Toutes les cliniques</b>                 | <b>16129</b>               | <b>1437</b>          | <b>65345</b> | <b>1648</b>            | <b>271</b>       | <b>844</b>            | <b>1674</b> | <b>177</b> | <b>90</b>          |    |
| Cliniques de soins aigus et premier recours | Total                      | 13070                | 1182         | 42640                  | 1040             | 198                   | 307         | 1416       | 104                | 51 |
|   | 03                         | 783                  | 58           | 2544                   | 66               | 4                     | 8           | 105        | 22                 | 49 |
|   | 06                         | 341                  | 3            | 485                    | 2                | 1                     | 2           | 7          | 0                  | 0  |
|   | 07                         | 182                  | 9            | 568                    | 1                | 1                     | 6           | 6          | 0                  | 0  |
|   | 08                         | 238                  | 9            | 2256                   | 31               | 6                     | 2           | 23         | 0                  | 0  |
|   | 12                         | 61                   | 0            | 1101                   | 109              | 0                     | 2           | 1          | 0                  | 0  |
|   | 13                         | 196                  | 40           | 2111                   | 44               | 10                    | 4           | 30         | 1                  | 0  |
|   | 17                         | 30                   | 1            | 1245                   | 0                | 0                     | 0           | 0          | 0                  | 0  |
|   | 18                         | 9                    | 1            | 289                    | 7                | 0                     | 1           | 2          | 0                  | 0  |
|   | 21                         | 474                  | 12           | 960                    | 16               | 12                    | 3           | 84         | 23                 | 0  |
|   | 22                         | 1125                 | 22           | 1673                   | 66               | 7                     | 3           | 9          | 1                  | 0  |
|   | 24                         | 26                   | 9            | 1394                   | 19               | 0                     | 7           | 15         | 0                  | 0  |
|   | 26                         | 359                  | 369          | 970                    | 0                | 0                     | 49          | 464        | 11                 | 0  |
|   | 28                         | 216                  | 11           | 786                    | 13               | 0                     | 6           | 9          | 0                  | 0  |
|   | 30                         | 46                   | 2            | 1459                   | 26               | 5                     | 9           | 104        | 0                  | 0  |
|   | 32                         | 83                   | 32           | 1063                   | 6                | 4                     | 4           | 3          | 0                  | 0  |
|   | 34                         | 284                  | 2            | 1020                   | 6                | 5                     | 3           | 10         | 0                  | 0  |
|   | 35                         | 440                  | 10           | 1037                   | 8                | 10                    | 3           | 51         | 0                  | 0  |
|   | 36                         | 373                  | 29           | 320                    | 4                | 2                     | 5           | 10         | 0                  | 0  |
|   | 37                         | 472                  | 33           | 1274                   | 22               | 10                    | 38          | 90         | 1                  | 0  |
|   | 39                         | 1012                 | 6            | 969                    | 19               | 0                     | 2           | 21         | 0                  | 0  |
|   | 40                         | 181                  | 3            | 1059                   | 89               | 0                     | 4           | 4          | 1                  | 2  |
|   | 42                         | 24                   | 2            | 968                    | 6                | 3                     | 2           | 1          | 0                  | 0  |
|   | 43                         | 130                  | 38           | 1787                   | 5                | 33                    | 14          | 42         | 0                  | 0  |
|   | 44                         | 57                   | 0            | 405                    | 0                | 0                     | 0           | 0          | 0                  | 0  |
|   | 46                         | 383                  | 81           | 1321                   | 24               | 1                     | 7           | 77         | 11                 | 0  |
|   | 48                         | 53                   | 0            | 629                    | 0                | 2                     | 22          | 21         | 9                  | 0  |
|   | 49                         | 61                   | 4            | 1096                   | 27               | 1                     | 3           | 8          | 1                  | 0  |
|   | 51                         | 240                  | 4            | 1039                   | 21               | 7                     | 6           | 7          | 0                  | 0  |
|   | 52                         | 1917                 | 3            | 2267                   | 49               | 13                    | 24          | 17         | 0                  | 0  |
|   | 54                         | 373                  | 18           | 773                    | 54               | 5                     | 8           | 12         | 0                  | 0  |
|   | 56                         | 783                  | 163          | 1618                   | 85               | 8                     | 13          | 10         | 1                  | 0  |

|                                      | Clinique | Initiative propre, proches | Service de sauvetage | Médecin | Thérapeute non médecin | Services sociaux | Autorités judiciaires | Autres | Inconnue | Absence de données |
|--------------------------------------|----------|----------------------------|----------------------|---------|------------------------|------------------|-----------------------|--------|----------|--------------------|
|                                      | 58       | 449                        | 5                    | 1423    | 104                    | 10               | 10                    | 14     | 2        | 0                  |
|                                      | 66       | 153                        | 53                   | 315     | 12                     | 4                | 0                     | 5      | 0        | 0                  |
|                                      | 70       | 82                         | 10                   | 224     | 9                      | 2                | 2                     | 2      | 2        | 0                  |
|                                      | 71       | 26                         | 1                    | 792     | 17                     | 10               | 12                    | 9      | 0        | 0                  |
|                                      | 73       | 237                        | 46                   | 661     | 12                     | 1                | 2                     | 30     | 1        | 0                  |
|                                      | 74       | 203                        | 40                   | 542     | 14                     | 1                | 3                     | 88     | 2        | 0                  |
|                                      | 82       | 365                        | 17                   | 1101    | 11                     | 15               | 13                    | 12     | 0        | 0                  |
|                                      | 83       | 478                        | 0                    | 28      | 2                      | 1                | 0                     | 1      | 0        | 0                  |
|                                      | 88       | 6                          | 0                    | 96      | 0                      | 1                | 3                     | 1      | 15       | 0                  |
|                                      | 99       | 66                         | 0                    | 206     | 8                      | 2                | 0                     | 1      | 0        | 0                  |
|                                      | 122      | 53                         | 36                   | 766     | 26                     | 1                | 2                     | 10     | 0        | 0                  |
| Cliniques de psychiatrie spécialisée | Total    | 973                        | 38                   | 11512   | 529                    | 24               | 3                     | 30     | 41       | 1                  |
|                                      | 01       | 3                          | 0                    | 662     | 42                     | 1                | 0                     | 0      | 36       | 0                  |
|                                      | 02       | 2                          | 1                    | 709     | 37                     | 0                | 0                     | 0      | 1        | 0                  |
|                                      | 05       | 0                          | 0                    | 299     | 3                      | 6                | 2                     | 1      | 0        | 0                  |
|                                      | 10       | 12                         | 0                    | 57      | 0                      | 0                | 0                     | 0      | 0        | 0                  |
|                                      | 14       | 0                          | 0                    | 97      | 18                     | 0                | 0                     | 0      | 0        | 0                  |
|                                      | 15       | 53                         | 2                    | 139     | 3                      | 0                | 0                     | 7      | 0        | 0                  |
|                                      | 19       | 1                          | 0                    | 465     | 15                     | 0                | 0                     | 0      | 0        | 0                  |
|                                      | 23       | 13                         | 0                    | 450     | 49                     | 1                | 0                     | 0      | 0        | 0                  |
|                                      | 25       | 0                          | 0                    | 291     | 0                      | 0                | 0                     | 0      | 0        | 0                  |
|                                      | 27       | 56                         | 5                    | 75      | 1                      | 4                | 0                     | 0      | 0        | 0                  |
|                                      | 29       | 0                          | 0                    | 344     | 49                     | 0                | 0                     | 0      | 0        | 0                  |
|                                      | 33       | 4                          | 0                    | 366     | 9                      | 1                | 0                     | 4      | 0        | 0                  |
|                                      | 38       | 0                          | 0                    | 295     | 16                     | 0                | 0                     | 0      | 0        | 0                  |
|                                      | 45       | 0                          | 0                    | 223     | 0                      | 0                | 0                     | 0      | 0        | 0                  |
|                                      | 47       | 1                          | 0                    | 147     | 0                      | 0                | 0                     | 0      | 0        | 0                  |
|                                      | 50       | 46                         | 0                    | 533     | 10                     | 1                | 0                     | 0      | 0        | 0                  |
|                                      | 57       | 49                         | 0                    | 514     | 89                     | 0                | 0                     | 2      | 0        | 0                  |
|                                      | 59       | 143                        | 3                    | 220     | 12                     | 9                | 0                     | 5      | 0        | 0                  |
|                                      | 60       | 1                          | 0                    | 330     | 0                      | 0                | 0                     | 0      | 0        | 1                  |
|                                      | 61       | 0                          | 0                    | 459     | 110                    | 0                | 0                     | 0      | 0        | 0                  |
|                                      | 62       | 15                         | 1                    | 53      | 0                      | 0                | 0                     | 2      | 0        | 0                  |
|                                      | 63       | 1                          | 0                    | 693     | 0                      | 0                | 0                     | 0      | 0        | 0                  |

|  | Clinique | Initiative propre, proches | Service de sauvetage | Médecin | Thérapeute non médecin | Services sociaux | Autorités judiciaires | Autres | Inconnue | Absence de données |
|--|----------|----------------------------|----------------------|---------|------------------------|------------------|-----------------------|--------|----------|--------------------|
|  | 65       | 0                          | 0                    | 206     | 0                      | 0                | 0                     | 0      | 0        | 0                  |
|  | 67       | 0                          | 0                    | 8       | 0                      | 0                | 0                     | 0      | 0        | 0                  |
|  | 69       | 0                          | 0                    | 795     | 0                      | 0                | 0                     | 0      | 0        | 0                  |
|  | 72       | 8                          | 12                   | 108     | 0                      | 0                | 0                     | 0      | 0        | 0                  |
|  | 75       | 222                        | 2                    | 104     | 5                      | 0                | 0                     | 1      | 0        | 0                  |
|  | 76       | 87                         | 1                    | 336     | 4                      | 1                | 1                     | 0      | 1        | 0                  |
|  | 77       | 57                         | 0                    | 109     | 0                      | 0                | 0                     | 0      | 0        | 0                  |
|  | 79       | 9                          | 0                    | 360     | 16                     | 0                | 0                     | 1      | 1        | 0                  |
|  | 85       | 3                          | 0                    | 34      | 1                      | 0                | 0                     | 0      | 0        | 0                  |
|  | 86       | 0                          | 0                    | 218     | 0                      | 0                | 0                     | 0      | 1        | 0                  |
|  | 87       | 84                         | 7                    | 111     | 19                     | 0                | 0                     | 2      | 0        | 0                  |
|  | 92       | 25                         | 3                    | 99      | 2                      | 0                | 0                     | 1      | 1        | 0                  |
|  | 93       | 0                          | 0                    | 384     | 0                      | 0                | 0                     | 0      | 0        | 0                  |
|  | 94       | 74                         | 1                    | 105     | 1                      | 0                | 0                     | 0      | 0        | 0                  |
|  | 95       | 0                          | 0                    | 206     | 0                      | 0                | 0                     | 0      | 0        | 0                  |
|  | 96       | 2                          | 0                    | 195     | 1                      | 0                | 0                     | 3      | 0        | 0                  |
|  | 97       | 0                          | 0                    | 422     | 1                      | 0                | 0                     | 1      | 0        | 0                  |
|  | 98       | 2                          | 0                    | 291     | 16                     | 0                | 0                     | 0      | 0        | 0                  |
| Cliniques spécialisées dans le traitement des maladies de dépendance | Total    | 1301                       | 0                    | 1302    | 41                     | 36               | 22                    | 8      | 1        | 0                  |
|  | 04       | 7                          | 0                    | 74      | 5                      | 0                | 1                     | 3      | 0        | 0                  |
|  | 11       | 93                         | 0                    | 473     | 17                     | 19               | 0                     | 3      | 0        | 0                  |
|  | 16       | 354                        | 0                    | 0       | 0                      | 0                | 2                     | 0      | 0        | 0                  |
|  | 20       | 15                         | 0                    | 159     | 3                      | 0                | 1                     | 1      | 0        | 0                  |
|  | 31       | 0                          | 0                    | 85      | 0                      | 0                | 0                     | 0      | 0        | 0                  |
|  | 53       | 194                        | 0                    | 23      | 0                      | 2                | 14                    | 0      | 0        | 0                  |
|  | 55       | 397                        | 0                    | 286     | 15                     | 15               | 0                     | 1      | 1        | 0                  |
|  | 78       | 125                        | 0                    | 39      | 0                      | 0                | 0                     | 0      | 0        | 0                  |
|  | 89       | 5                          | 0                    | 64      | 1                      | 0                | 0                     | 0      | 0        | 0                  |
|  | 90       | 2                          | 0                    | 35      | 0                      | 0                | 4                     | 0      | 0        | 0                  |
|  | 121      | 109                        | 0                    | 64      | 0                      | 0                | 0                     | 0      | 0        | 0                  |
| Psychiatrie forensique   | Total    | 2                          | 1                    | 141     | 0                      | 0                | 497                   | 54     | 19       | 21                 |

|                         | Clinique | Initiative propre, proches | Service de sauvetage | Médecin | Thérapeute non médecin | Services sociaux | Autorités judiciaires | Autres | Inconnue | Absence de données |
|-------------------------|----------|----------------------------|----------------------|---------|------------------------|------------------|-----------------------|--------|----------|--------------------|
|                         | 101      | 1                          | 0                    | 13      | 0                      | 0                | 61                    | 0      | 0        | 0                  |
|                         | 102      | 0                          | 0                    | 44      | 0                      | 0                | 222                   | 4      | 19       | 0                  |
|                         | 103      | 0                          | 0                    | 3       | 0                      | 0                | 9                     | 3      | 0        | 0                  |
|                         | 104      | 0                          | 0                    | 12      | 0                      | 0                | 50                    | 1      | 0        | 0                  |
|                         | 105      | 0                          | 0                    | 4       | 0                      | 0                | 40                    | 4      | 0        | 0                  |
|                         | 106      | 1                          | 0                    | 2       | 0                      | 0                | 78                    | 7      | 0        | 21                 |
|                         | 107      | 0                          | 1                    | 55      | 0                      | 0                | 24                    | 35     | 0        | 0                  |
|                         | 109      | 0                          | 0                    | 8       | 0                      | 0                | 13                    | 0      | 0        | 0                  |
| Psychiatrie gériatrique | Total    | 783                        | 216                  | 9750    | 38                     | 13               | 15                    | 166    | 12       | 17                 |
|                         | 501      | 2                          | 3                    | 79      | 0                      | 0                | 1                     | 2      | 0        | 0                  |
|                         | 502      | 35                         | 4                    | 317     | 0                      | 1                | 0                     | 15     | 1        | 0                  |
|                         | 503      | 10                         | 2                    | 182     | 0                      | 0                | 0                     | 3      | 0        | 0                  |
|                         | 504      | 11                         | 1                    | 149     | 1                      | 0                | 0                     | 0      | 0        | 0                  |
|                         | 505      | 60                         | 49                   | 531     | 10                     | 0                | 0                     | 5      | 0        | 0                  |
|                         | 506      | 3                          | 1                    | 324     | 0                      | 0                | 1                     | 0      | 0        | 0                  |
|                         | 507      | 7                          | 0                    | 142     | 0                      | 0                | 4                     | 3      | 0        | 0                  |
|                         | 508      | 4                          | 0                    | 315     | 1                      | 0                | 0                     | 2      | 0        | 0                  |
|                         | 509      | 52                         | 66                   | 356     | 0                      | 0                | 5                     | 65     | 2        | 0                  |
|                         | 510      | 65                         | 3                    | 203     | 1                      | 3                | 0                     | 2      | 0        | 0                  |
|                         | 511      | 2                          | 0                    | 335     | 0                      | 0                | 0                     | 12     | 0        | 0                  |
|                         | 512      | 69                         | 1                    | 432     | 6                      | 4                | 0                     | 20     | 6        | 0                  |
|                         | 513      | 33                         | 2                    | 404     | 1                      | 0                | 0                     | 1      | 0        | 0                  |
|                         | 514      | 56                         | 7                    | 794     | 6                      | 1                | 2                     | 4      | 3        | 17                 |
|                         | 515      | 26                         | 1                    | 223     | 1                      | 0                | 0                     | 1      | 0        | 0                  |
|                         | 516      | 55                         | 0                    | 583     | 0                      | 1                | 0                     | 1      | 0        | 0                  |
|                         | 517      | 2                          | 0                    | 603     | 1                      | 0                | 0                     | 0      | 0        | 0                  |
|                         | 518      | 2                          | 0                    | 361     | 4                      | 0                | 0                     | 2      | 0        | 0                  |
|                         | 519      | 9                          | 0                    | 270     | 0                      | 0                | 1                     | 2      | 0        | 0                  |
|                         | 520      | 16                         | 4                    | 298     | 0                      | 0                | 0                     | 4      | 0        | 0                  |
|                         | 521      | 65                         | 0                    | 359     | 3                      | 0                | 0                     | 2      | 0        | 0                  |
|                         | 522      | 48                         | 0                    | 419     | 1                      | 0                | 0                     | 9      | 0        | 0                  |
|                         | 523      | 19                         | 0                    | 276     | 1                      | 1                | 0                     | 1      | 0        | 0                  |
|                         | 524      | 7                          | 65                   | 332     | 0                      | 0                | 0                     | 1      | 0        | 0                  |
|                         | 525      | 10                         | 0                    | 419     | 1                      | 0                | 0                     | 4      | 0        | 0                  |
|                         | 526      | 55                         | 4                    | 204     | 0                      | 1                | 0                     | 2      | 0        | 0                  |

|  | Clinique | Initiative propre, proches | Service de sauvetage | Médecin | Thérapeute non médecin | Services sociaux | Autorités judiciaires | Autres | Inconnue | Absence de données |
|--|----------|----------------------------|----------------------|---------|------------------------|------------------|-----------------------|--------|----------|--------------------|
|  | 527      | 5                          | 0                    | 201     | 0                      | 0                | 1                     | 0      | 0        | 0                  |
|  | 528      | 20                         | 0                    | 260     | 0                      | 0                | 0                     | 2      | 0        | 0                  |
|  | 529      | 13                         | 1                    | 129     | 0                      | 0                | 0                     | 0      | 0        | 0                  |
|  | 530      | 22                         | 2                    | 250     | 0                      | 1                | 0                     | 1      | 0        | 0                  |

Tableau 15: décision d'envoi au sein des cliniques (nombre de cas)

| Clinique                                    |       | Initiative propre, proches | Service de sauvetage | Médecin      | Thérapeute non médecin | Services sociaux | Autorités judiciaires | Autres      | Inconnue    | Absence de données |
|---|-------|----------------------------|----------------------|--------------|------------------------|------------------|-----------------------|-------------|-------------|--------------------|
| <b>Toutes les cliniques</b>                 |       | <b>18.4%</b>               | <b>1.6%</b>          | <b>74.6%</b> | <b>1.9%</b>            | <b>0.3%</b>      | <b>1.0%</b>           | <b>1.9%</b> | <b>0.2%</b> | <b>0.1%</b>        |
| Cliniques de soins aigus et premier recours | Total | 21.8%                      | 2.0%                 | 71.1%        | 1.7%                   | 0.3%             | 0.5%                  | 2.4%        | 0.2%        | 0.1%               |
|   | 03    | 21.5%                      | 1.6%                 | 69.9%        | 1.8%                   | 0.1%             | 0.2%                  | 2.9%        | 0.6%        | 1.3%               |
|   | 06    | 40.5%                      | 0.4%                 | 57.7%        | 0.2%                   | 0.1%             | 0.2%                  | 0.8%        | 0.0%        | 0.0%               |
|   | 07    | 23.5%                      | 1.2%                 | 73.5%        | 0.1%                   | 0.1%             | 0.8%                  | 0.8%        | 0.0%        | 0.0%               |
|   | 08    | 9.3%                       | 0.4%                 | 88.0%        | 1.2%                   | 0.2%             | 0.1%                  | 0.9%        | 0.0%        | 0.0%               |
|   | 12    | 4.8%                       | 0.0%                 | 86.4%        | 8.6%                   | 0.0%             | 0.2%                  | 0.1%        | 0.0%        | 0.0%               |
|   | 13    | 8.0%                       | 1.6%                 | 86.7%        | 1.8%                   | 0.4%             | 0.2%                  | 1.2%        | 0.0%        | 0.0%               |
|   | 17    | 2.4%                       | 0.1%                 | 97.6%        | 0.0%                   | 0.0%             | 0.0%                  | 0.0%        | 0.0%        | 0.0%               |
|   | 18    | 2.9%                       | 0.3%                 | 93.5%        | 2.3%                   | 0.0%             | 0.3%                  | 0.6%        | 0.0%        | 0.0%               |
|   | 21    | 29.9%                      | 0.8%                 | 60.6%        | 1.0%                   | 0.8%             | 0.2%                  | 5.3%        | 1.5%        | 0.0%               |
|   | 22    | 38.7%                      | 0.8%                 | 57.6%        | 2.3%                   | 0.2%             | 0.1%                  | 0.3%        | 0.0%        | 0.0%               |
|   | 24    | 1.8%                       | 0.6%                 | 94.8%        | 1.3%                   | 0.0%             | 0.5%                  | 1.0%        | 0.0%        | 0.0%               |
|   | 26    | 16.2%                      | 16.6%                | 43.7%        | 0.0%                   | 0.0%             | 2.2%                  | 20.9%       | 0.5%        | 0.0%               |
|   | 28    | 20.7%                      | 1.1%                 | 75.5%        | 1.2%                   | 0.0%             | 0.6%                  | 0.9%        | 0.0%        | 0.0%               |
|   | 30    | 2.8%                       | 0.1%                 | 88.4%        | 1.6%                   | 0.3%             | 0.5%                  | 6.3%        | 0.0%        | 0.0%               |
|   | 32    | 6.9%                       | 2.7%                 | 89.0%        | 0.5%                   | 0.3%             | 0.3%                  | 0.3%        | 0.0%        | 0.0%               |
|   | 34    | 21.4%                      | 0.2%                 | 76.7%        | 0.5%                   | 0.4%             | 0.2%                  | 0.8%        | 0.0%        | 0.0%               |
|   | 35    | 28.2%                      | 0.6%                 | 66.5%        | 0.5%                   | 0.6%             | 0.2%                  | 3.3%        | 0.0%        | 0.0%               |
|   | 36    | 50.2%                      | 3.9%                 | 43.1%        | 0.5%                   | 0.3%             | 0.7%                  | 1.3%        | 0.0%        | 0.0%               |
|   | 37    | 24.3%                      | 1.7%                 | 65.7%        | 1.1%                   | 0.5%             | 2.0%                  | 4.6%        | 0.1%        | 0.0%               |
|   | 39    | 49.9%                      | 0.3%                 | 47.8%        | 0.9%                   | 0.0%             | 0.1%                  | 1.0%        | 0.0%        | 0.0%               |
|   | 40    | 13.5%                      | 0.2%                 | 78.9%        | 6.6%                   | 0.0%             | 0.3%                  | 0.3%        | 0.1%        | 0.1%               |
|   | 42    | 2.4%                       | 0.2%                 | 96.2%        | 0.6%                   | 0.3%             | 0.2%                  | 0.1%        | 0.0%        | 0.0%               |
|   | 43    | 6.3%                       | 1.9%                 | 87.2%        | 0.2%                   | 1.6%             | 0.7%                  | 2.0%        | 0.0%        | 0.0%               |
|   | 44    | 12.3%                      | 0.0%                 | 87.7%        | 0.0%                   | 0.0%             | 0.0%                  | 0.0%        | 0.0%        | 0.0%               |
|   | 46    | 20.1%                      | 4.3%                 | 69.3%        | 1.3%                   | 0.1%             | 0.4%                  | 4.0%        | 0.6%        | 0.0%               |
|   | 48    | 7.2%                       | 0.0%                 | 85.5%        | 0.0%                   | 0.3%             | 3.0%                  | 2.9%        | 1.2%        | 0.0%               |
| 49  | 5.1%  | 0.3%                       | 91.3%                | 2.2%         | 0.1%                   | 0.2%             | 0.7%                  | 0.1%        | 0.0%        |                    |
| 51  | 18.1% | 0.3%                       | 78.5%                | 1.6%         | 0.5%                   | 0.5%             | 0.5%                  | 0.0%        | 0.0%        |                    |
| 52  | 44.7% | 0.1%                       | 52.8%                | 1.1%         | 0.3%                   | 0.6%             | 0.4%                  | 0.0%        | 0.0%        |                    |
| 54  | 30.0% | 1.4%                       | 62.2%                | 4.3%         | 0.4%                   | 0.6%             | 1.0%                  | 0.0%        | 0.0%        |                    |
| 56  | 29.2% | 6.1%                       | 60.4%                | 3.2%         | 0.3%                   | 0.5%             | 0.4%                  | 0.0%        | 0.0%        |                    |

|                                      | Clinique | Initiative propre, proches | Service de sauvetage | Médecin | Thérapeute non médecin | Services sociaux | Autorités judiciaires | Autres | Inconnue | Absence de données |
|--------------------------------------|----------|----------------------------|----------------------|---------|------------------------|------------------|-----------------------|--------|----------|--------------------|
|                                      | 58       | 22.3%                      | 0.2%                 | 70.6%   | 5.2%                   | 0.5%             | 0.5%                  | 0.7%   | 0.1%     | 0.0%               |
|                                      | 66       | 28.2%                      | 9.8%                 | 58.1%   | 2.2%                   | 0.7%             | 0.0%                  | 0.9%   | 0.0%     | 0.0%               |
|                                      | 70       | 24.6%                      | 3.0%                 | 67.3%   | 2.7%                   | 0.6%             | 0.6%                  | 0.6%   | 0.6%     | 0.0%               |
|                                      | 71       | 3.0%                       | 0.1%                 | 91.3%   | 2.0%                   | 1.2%             | 1.4%                  | 1.0%   | 0.0%     | 0.0%               |
|                                      | 73       | 23.9%                      | 4.6%                 | 66.8%   | 1.2%                   | 0.1%             | 0.2%                  | 3.0%   | 0.1%     | 0.0%               |
|                                      | 74       | 22.7%                      | 4.5%                 | 60.7%   | 1.6%                   | 0.1%             | 0.3%                  | 9.9%   | 0.2%     | 0.0%               |
|                                      | 82       | 23.8%                      | 1.1%                 | 71.8%   | 0.7%                   | 1.0%             | 0.8%                  | 0.8%   | 0.0%     | 0.0%               |
|                                      | 83       | 93.7%                      | 0.0%                 | 5.5%    | 0.4%                   | 0.2%             | 0.0%                  | 0.2%   | 0.0%     | 0.0%               |
|                                      | 88       | 4.9%                       | 0.0%                 | 78.7%   | 0.0%                   | 0.8%             | 2.5%                  | 0.8%   | 12.3%    | 0.0%               |
|                                      | 99       | 23.3%                      | 0.0%                 | 72.8%   | 2.8%                   | 0.7%             | 0.0%                  | 0.4%   | 0.0%     | 0.0%               |
|                                      | 122      | 5.9%                       | 4.0%                 | 85.7%   | 2.9%                   | 0.1%             | 0.2%                  | 1.1%   | 0.0%     | 0.0%               |
| Cliniques de psychiatrie spécialisée | Total    | 7.4%                       | 0.3%                 | 87.5%   | 4.0%                   | 0.2%             | 0.0%                  | 0.2%   | 0.3%     | 0.0%               |
|                                      | 01       | 0.4%                       | 0.0%                 | 89.0%   | 5.6%                   | 0.1%             | 0.0%                  | 0.0%   | 4.8%     | 0.0%               |
|                                      | 02       | 0.3%                       | 0.1%                 | 94.5%   | 4.9%                   | 0.0%             | 0.0%                  | 0.0%   | 0.1%     | 0.0%               |
|                                      | 05       | 0.0%                       | 0.0%                 | 96.1%   | 1.0%                   | 1.9%             | 0.6%                  | 0.3%   | 0.0%     | 0.0%               |
|                                      | 10       | 17.4%                      | 0.0%                 | 82.6%   | 0.0%                   | 0.0%             | 0.0%                  | 0.0%   | 0.0%     | 0.0%               |
|                                      | 14       | 0.0%                       | 0.0%                 | 84.3%   | 15.7%                  | 0.0%             | 0.0%                  | 0.0%   | 0.0%     | 0.0%               |
|                                      | 15       | 26.0%                      | 1.0%                 | 68.1%   | 1.5%                   | 0.0%             | 0.0%                  | 3.4%   | 0.0%     | 0.0%               |
|                                      | 19       | 0.2%                       | 0.0%                 | 96.7%   | 3.1%                   | 0.0%             | 0.0%                  | 0.0%   | 0.0%     | 0.0%               |
|                                      | 23       | 2.5%                       | 0.0%                 | 87.7%   | 9.6%                   | 0.2%             | 0.0%                  | 0.0%   | 0.0%     | 0.0%               |
|                                      | 25       | 0.0%                       | 0.0%                 | 100%    | 0.0%                   | 0.0%             | 0.0%                  | 0.0%   | 0.0%     | 0.0%               |
|                                      | 27       | 39.7%                      | 3.5%                 | 53.2%   | 0.7%                   | 2.8%             | 0.0%                  | 0.0%   | 0.0%     | 0.0%               |
|                                      | 29       | 0.0%                       | 0.0%                 | 87.5%   | 12.5%                  | 0.0%             | 0.0%                  | 0.0%   | 0.0%     | 0.0%               |
|                                      | 33       | 1.0%                       | 0.0%                 | 95.3%   | 2.3%                   | 0.3%             | 0.0%                  | 1.0%   | 0.0%     | 0.0%               |
|                                      | 38       | 0.0%                       | 0.0%                 | 94.9%   | 5.1%                   | 0.0%             | 0.0%                  | 0.0%   | 0.0%     | 0.0%               |
|                                      | 45       | 0.0%                       | 0.0%                 | 100%    | 0.0%                   | 0.0%             | 0.0%                  | 0.0%   | 0.0%     | 0.0%               |
|                                      | 47       | 0.7%                       | 0.0%                 | 99.3%   | 0.0%                   | 0.0%             | 0.0%                  | 0.0%   | 0.0%     | 0.0%               |
|                                      | 50       | 7.8%                       | 0.0%                 | 90.3%   | 1.7%                   | 0.2%             | 0.0%                  | 0.0%   | 0.0%     | 0.0%               |
|                                      | 57       | 7.5%                       | 0.0%                 | 78.6%   | 13.6%                  | 0.0%             | 0.0%                  | 0.3%   | 0.0%     | 0.0%               |
|                                      | 59       | 36.5%                      | 0.8%                 | 56.1%   | 3.1%                   | 2.3%             | 0.0%                  | 1.3%   | 0.0%     | 0.0%               |
|                                      | 60       | 0.3%                       | 0.0%                 | 99.4%   | 0.0%                   | 0.0%             | 0.0%                  | 0.0%   | 0.0%     | 0.3%               |
| 61                                   | 0.0%     | 0.0%                       | 80.7%                | 19.3%   | 0.0%                   | 0.0%             | 0.0%                  | 0.0%   | 0.0%     |                    |
| 62                                   | 21.1%    | 1.4%                       | 74.6%                | 0.0%    | 0.0%                   | 0.0%             | 2.8%                  | 0.0%   | 0.0%     |                    |
| 63                                   | 0.1%     | 0.0%                       | 99.9%                | 0.0%    | 0.0%                   | 0.0%             | 0.0%                  | 0.0%   | 0.0%     |                    |



|  | Clinique | Initiative propre, proches | Service de sauvetage | Médecin | Thérapeute non médecin | Services sociaux | Autorités judiciaires | Autres | Inconnue | Absence de données |
|--|----------|----------------------------|----------------------|---------|------------------------|------------------|-----------------------|--------|----------|--------------------|
|  | 65       | 0.0%                       | 0.0%                 | 100%    | 0.0%                   | 0.0%             | 0.0%                  | 0.0%   | 0.0%     | 0.0%               |
|  | 67       | 0.0%                       | 0.0%                 | 100%    | 0.0%                   | 0.0%             | 0.0%                  | 0.0%   | 0.0%     | 0.0%               |
|  | 69       | 0.0%                       | 0.0%                 | 100%    | 0.0%                   | 0.0%             | 0.0%                  | 0.0%   | 0.0%     | 0.0%               |
|  | 72       | 6.2%                       | 9.4%                 | 84.4%   | 0.0%                   | 0.0%             | 0.0%                  | 0.0%   | 0.0%     | 0.0%               |
|  | 75       | 66.5%                      | 0.6%                 | 31.1%   | 1.5%                   | 0.0%             | 0.0%                  | 0.3%   | 0.0%     | 0.0%               |
|  | 76       | 20.2%                      | 0.2%                 | 78.0%   | 0.9%                   | 0.2%             | 0.2%                  | 0.0%   | 0.2%     | 0.0%               |
|  | 77       | 34.3%                      | 0.0%                 | 65.7%   | 0.0%                   | 0.0%             | 0.0%                  | 0.0%   | 0.0%     | 0.0%               |
|  | 79       | 2.3%                       | 0.0%                 | 93.0%   | 4.1%                   | 0.0%             | 0.0%                  | 0.3%   | 0.3%     | 0.0%               |
|  | 85       | 7.9%                       | 0.0%                 | 89.5%   | 2.6%                   | 0.0%             | 0.0%                  | 0.0%   | 0.0%     | 0.0%               |
|  | 86       | 0.0%                       | 0.0%                 | 99.5%   | 0.0%                   | 0.0%             | 0.0%                  | 0.0%   | 0.5%     | 0.0%               |
|  | 87       | 37.7%                      | 3.1%                 | 49.8%   | 8.5%                   | 0.0%             | 0.0%                  | 0.9%   | 0.0%     | 0.0%               |
|  | 92       | 19.1%                      | 2.3%                 | 75.6%   | 1.5%                   | 0.0%             | 0.0%                  | 0.8%   | 0.8%     | 0.0%               |
|  | 93       | 0.0%                       | 0.0%                 | 100%    | 0.0%                   | 0.0%             | 0.0%                  | 0.0%   | 0.0%     | 0.0%               |
|  | 94       | 40.9%                      | 0.6%                 | 58.0%   | 0.6%                   | 0.0%             | 0.0%                  | 0.0%   | 0.0%     | 0.0%               |
|  | 95       | 0.0%                       | 0.0%                 | 100%    | 0.0%                   | 0.0%             | 0.0%                  | 0.0%   | 0.0%     | 0.0%               |
|  | 96       | 1.0%                       | 0.0%                 | 97.0%   | 0.5%                   | 0.0%             | 0.0%                  | 1.5%   | 0.0%     | 0.0%               |
|  | 97       | 0.0%                       | 0.0%                 | 99.5%   | 0.2%                   | 0.0%             | 0.0%                  | 0.2%   | 0.0%     | 0.0%               |
|  | 98       | 0.6%                       | 0.0%                 | 94.2%   | 5.2%                   | 0.0%             | 0.0%                  | 0.0%   | 0.0%     | 0.0%               |
| Cliniques spécialisées dans le traitement des maladies de dépendance | Total    | 48.0%                      | 0.0%                 | 48.0%   | 1.5%                   | 1.3%             | 0.8%                  | 0.3%   | 0.0%     | 0.0%               |
|  | 04       | 7.8%                       | 0.0%                 | 82.2%   | 5.6%                   | 0.0%             | 1.1%                  | 3.3%   | 0.0%     | 0.0%               |
|  | 11       | 15.4%                      | 0.0%                 | 78.2%   | 2.8%                   | 3.1%             | 0.0%                  | 0.5%   | 0.0%     | 0.0%               |
|  | 16       | 99.4%                      | 0.0%                 | 0.0%    | 0.0%                   | 0.0%             | 0.6%                  | 0.0%   | 0.0%     | 0.0%               |
|  | 20       | 8.4%                       | 0.0%                 | 88.8%   | 1.7%                   | 0.0%             | 0.6%                  | 0.6%   | 0.0%     | 0.0%               |
|  | 31       | 0.0%                       | 0.0%                 | 100%    | 0.0%                   | 0.0%             | 0.0%                  | 0.0%   | 0.0%     | 0.0%               |
|  | 53       | 83.3%                      | 0.0%                 | 9.9%    | 0.0%                   | 0.9%             | 6.0%                  | 0.0%   | 0.0%     | 0.0%               |
|  | 55       | 55.5%                      | 0.0%                 | 40.0%   | 2.1%                   | 2.1%             | 0.0%                  | 0.1%   | 0.1%     | 0.0%               |
|  | 78       | 76.2%                      | 0.0%                 | 23.8%   | 0.0%                   | 0.0%             | 0.0%                  | 0.0%   | 0.0%     | 0.0%               |
|  | 89       | 7.1%                       | 0.0%                 | 91.4%   | 1.4%                   | 0.0%             | 0.0%                  | 0.0%   | 0.0%     | 0.0%               |
|  | 90       | 4.9%                       | 0.0%                 | 85.4%   | 0.0%                   | 0.0%             | 9.8%                  | 0.0%   | 0.0%     | 0.0%               |
|  | 121      | 63.0%                      | 0.0%                 | 37.0%   | 0.0%                   | 0.0%             | 0.0%                  | 0.0%   | 0.0%     | 0.0%               |
| Psychiatrie forensique   | Total    | 0.3%                       | 0.1%                 | 19.2%   | 0.0%                   | 0.0%             | 67.6%                 | 7.3%   | 2.6%     | 2.9%               |

|                         | Clinique | Initiative propre, proches | Service de sauvetage | Médecin | Thérapeute non médecin | Services sociaux | Autorités judiciaires | Autres | Inconnue | Absence de données |
|-------------------------|----------|----------------------------|----------------------|---------|------------------------|------------------|-----------------------|--------|----------|--------------------|
|                         | 101      | 1.3%                       | 0.0%                 | 17.3%   | 0.0%                   | 0.0%             | 81.3%                 | 0.0%   | 0.0%     | 0.0%               |
|                         | 102      | 0.0%                       | 0.0%                 | 15.2%   | 0.0%                   | 0.0%             | 76.8%                 | 1.4%   | 6.6%     | 0.0%               |
|                         | 103      | 0.0%                       | 0.0%                 | 20.0%   | 0.0%                   | 0.0%             | 60.0%                 | 20.0%  | 0.0%     | 0.0%               |
|                         | 104      | 0.0%                       | 0.0%                 | 19.0%   | 0.0%                   | 0.0%             | 79.4%                 | 1.6%   | 0.0%     | 0.0%               |
|                         | 105      | 0.0%                       | 0.0%                 | 8.3%    | 0.0%                   | 0.0%             | 83.3%                 | 8.3%   | 0.0%     | 0.0%               |
|                         | 106      | 0.9%                       | 0.0%                 | 1.8%    | 0.0%                   | 0.0%             | 71.6%                 | 6.4%   | 0.0%     | 19.3%              |
|                         | 107      | 0.0%                       | 0.9%                 | 47.8%   | 0.0%                   | 0.0%             | 20.9%                 | 30.4%  | 0.0%     | 0.0%               |
|                         | 109      | 0.0%                       | 0.0%                 | 38.1%   | 0.0%                   | 0.0%             | 61.9%                 | 0.0%   | 0.0%     | 0.0%               |
| Psychiatrie gériatrique | Total    | 7.1%                       | 2.0%                 | 88.6%   | 0.3%                   | 0.1%             | 0.1%                  | 1.5%   | 0.1%     | 0.2%               |
|                         | 501      | 2.3%                       | 3.4%                 | 90.8%   | 0.0%                   | 0.0%             | 1.1%                  | 2.3%   | 0.0%     | 0.0%               |
|                         | 502      | 9.4%                       | 1.1%                 | 85.0%   | 0.0%                   | 0.3%             | 0.0%                  | 4.0%   | 0.3%     | 0.0%               |
|                         | 503      | 5.1%                       | 1.0%                 | 92.4%   | 0.0%                   | 0.0%             | 0.0%                  | 1.5%   | 0.0%     | 0.0%               |
|                         | 504      | 6.8%                       | 0.6%                 | 92.0%   | 0.6%                   | 0.0%             | 0.0%                  | 0.0%   | 0.0%     | 0.0%               |
|                         | 505      | 9.2%                       | 7.5%                 | 81.1%   | 1.5%                   | 0.0%             | 0.0%                  | 0.8%   | 0.0%     | 0.0%               |
|                         | 506      | 0.9%                       | 0.3%                 | 98.5%   | 0.0%                   | 0.0%             | 0.3%                  | 0.0%   | 0.0%     | 0.0%               |
|                         | 507      | 4.5%                       | 0.0%                 | 91.0%   | 0.0%                   | 0.0%             | 2.6%                  | 1.9%   | 0.0%     | 0.0%               |
|                         | 508      | 1.2%                       | 0.0%                 | 97.8%   | 0.3%                   | 0.0%             | 0.0%                  | 0.6%   | 0.0%     | 0.0%               |
|                         | 509      | 9.5%                       | 12.1%                | 65.2%   | 0.0%                   | 0.0%             | 0.9%                  | 11.9%  | 0.4%     | 0.0%               |
|                         | 510      | 23.5%                      | 1.1%                 | 73.3%   | 0.4%                   | 1.1%             | 0.0%                  | 0.7%   | 0.0%     | 0.0%               |
|                         | 511      | 0.6%                       | 0.0%                 | 96.0%   | 0.0%                   | 0.0%             | 0.0%                  | 3.4%   | 0.0%     | 0.0%               |
|                         | 512      | 12.8%                      | 0.2%                 | 80.3%   | 1.1%                   | 0.7%             | 0.0%                  | 3.7%   | 1.1%     | 0.0%               |
|                         | 513      | 7.5%                       | 0.5%                 | 91.6%   | 0.2%                   | 0.0%             | 0.0%                  | 0.2%   | 0.0%     | 0.0%               |
|                         | 514      | 6.3%                       | 0.8%                 | 89.2%   | 0.7%                   | 0.1%             | 0.2%                  | 0.4%   | 0.3%     | 1.9%               |
|                         | 515      | 10.3%                      | 0.4%                 | 88.5%   | 0.4%                   | 0.0%             | 0.0%                  | 0.4%   | 0.0%     | 0.0%               |
|                         | 516      | 8.6%                       | 0.0%                 | 91.1%   | 0.0%                   | 0.2%             | 0.0%                  | 0.2%   | 0.0%     | 0.0%               |
|                         | 517      | 0.3%                       | 0.0%                 | 99.5%   | 0.2%                   | 0.0%             | 0.0%                  | 0.0%   | 0.0%     | 0.0%               |
|                         | 518      | 0.5%                       | 0.0%                 | 97.8%   | 1.1%                   | 0.0%             | 0.0%                  | 0.5%   | 0.0%     | 0.0%               |
|                         | 519      | 3.2%                       | 0.0%                 | 95.7%   | 0.0%                   | 0.0%             | 0.4%                  | 0.7%   | 0.0%     | 0.0%               |
| 520                     | 5.0%     | 1.2%                       | 92.5%                | 0.0%    | 0.0%                   | 0.0%             | 1.2%                  | 0.0%   | 0.0%     |                    |
| 521                     | 15.2%    | 0.0%                       | 83.7%                | 0.7%    | 0.0%                   | 0.0%             | 0.5%                  | 0.0%   | 0.0%     |                    |
| 522                     | 10.1%    | 0.0%                       | 87.8%                | 0.2%    | 0.0%                   | 0.0%             | 1.9%                  | 0.0%   | 0.0%     |                    |
| 523                     | 6.4%     | 0.0%                       | 92.6%                | 0.3%    | 0.3%                   | 0.0%             | 0.3%                  | 0.0%   | 0.0%     |                    |
| 524                     | 1.7%     | 16.0%                      | 82.0%                | 0.0%    | 0.0%                   | 0.0%             | 0.2%                  | 0.0%   | 0.0%     |                    |
| 525                     | 2.3%     | 0.0%                       | 96.5%                | 0.2%    | 0.0%                   | 0.0%             | 0.9%                  | 0.0%   | 0.0%     |                    |
| 526                     | 20.7%    | 1.5%                       | 76.7%                | 0.0%    | 0.4%                   | 0.0%             | 0.8%                  | 0.0%   | 0.0%     |                    |

| Clinique | Initiative propre, proches | Service de sauvetage | Médecin | Thérapeute non médecin | Services sociaux | Autorités judiciaires | Autres | Inconnue | Absence de données |
|----------|----------------------------|----------------------|---------|------------------------|------------------|-----------------------|--------|----------|--------------------|
| 527      | 2.4%                       | 0.0%                 | 97.1%   | 0.0%                   | 0.0%             | 0.5%                  | 0.0%   | 0.0%     | 0.0%               |
| 528      | 7.1%                       | 0.0%                 | 92.2%   | 0.0%                   | 0.0%             | 0.0%                  | 0.7%   | 0.0%     | 0.0%               |
| 529      | 9.1%                       | 0.7%                 | 90.2%   | 0.0%                   | 0.0%             | 0.0%                  | 0.0%   | 0.0%     | 0.0%               |
| 530      | 8.0%                       | 0.7%                 | 90.6%   | 0.0%                   | 0.4%             | 0.0%                  | 0.4%   | 0.0%     | 0.0%               |

Tableau 16: décision d'envoi au sein des cliniques (pourcentage)

### 1.13 Formation

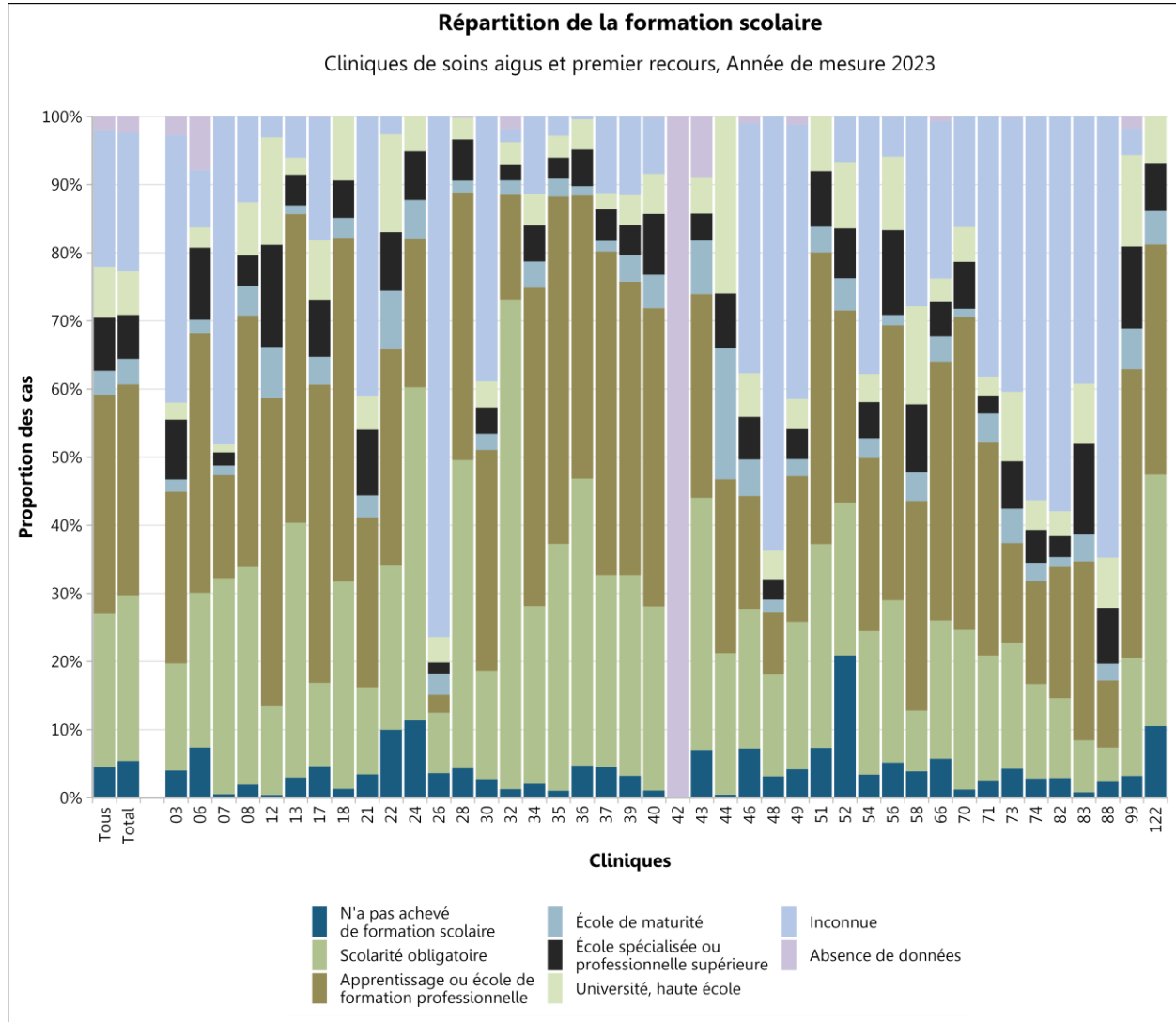


Figure 59: répartition par niveau d'éducation au sein des centres de soins aigus et premier recours

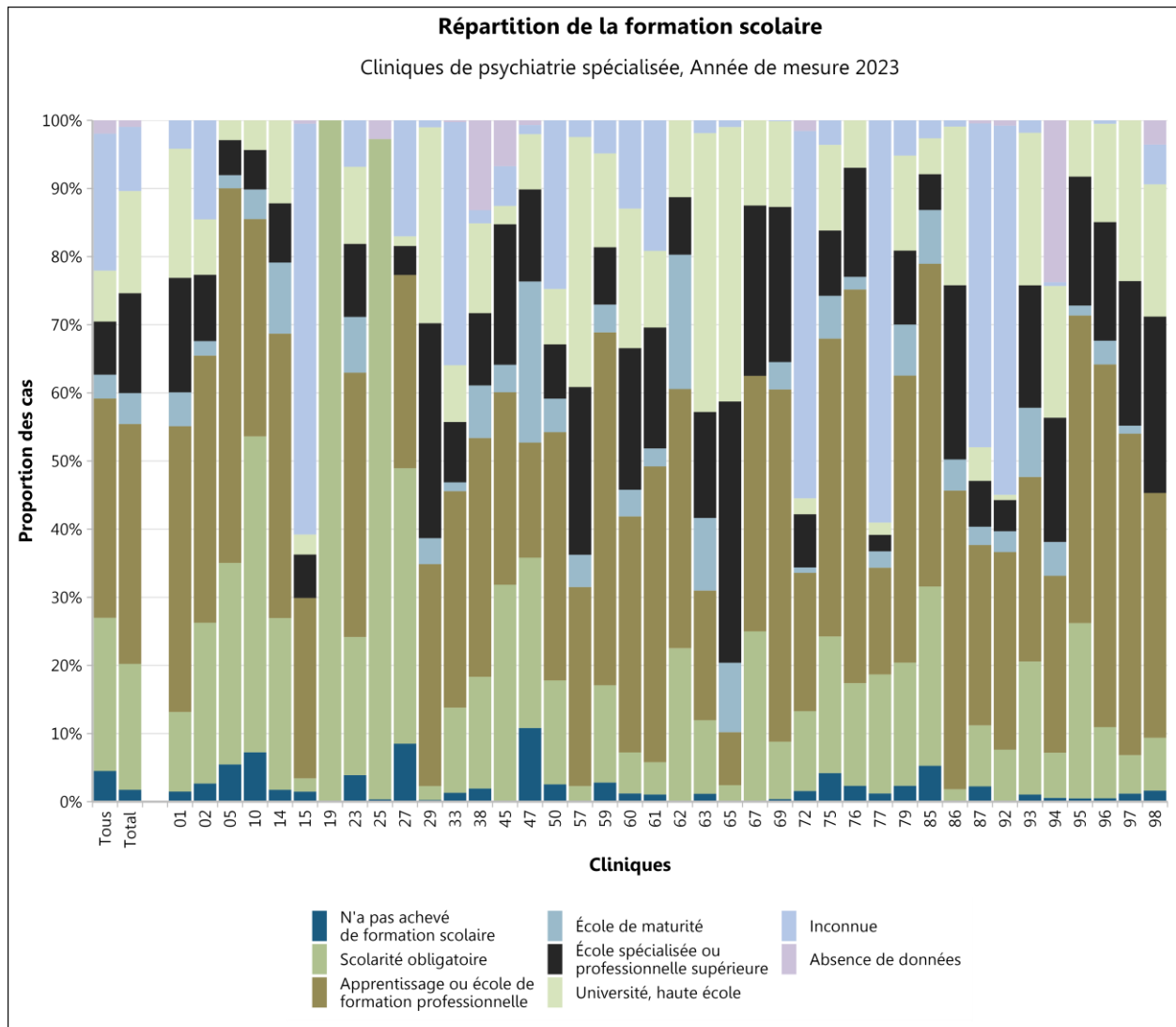


Figure 60: répartition par niveau d'éducation au sein de la psychiatrie spécialisée

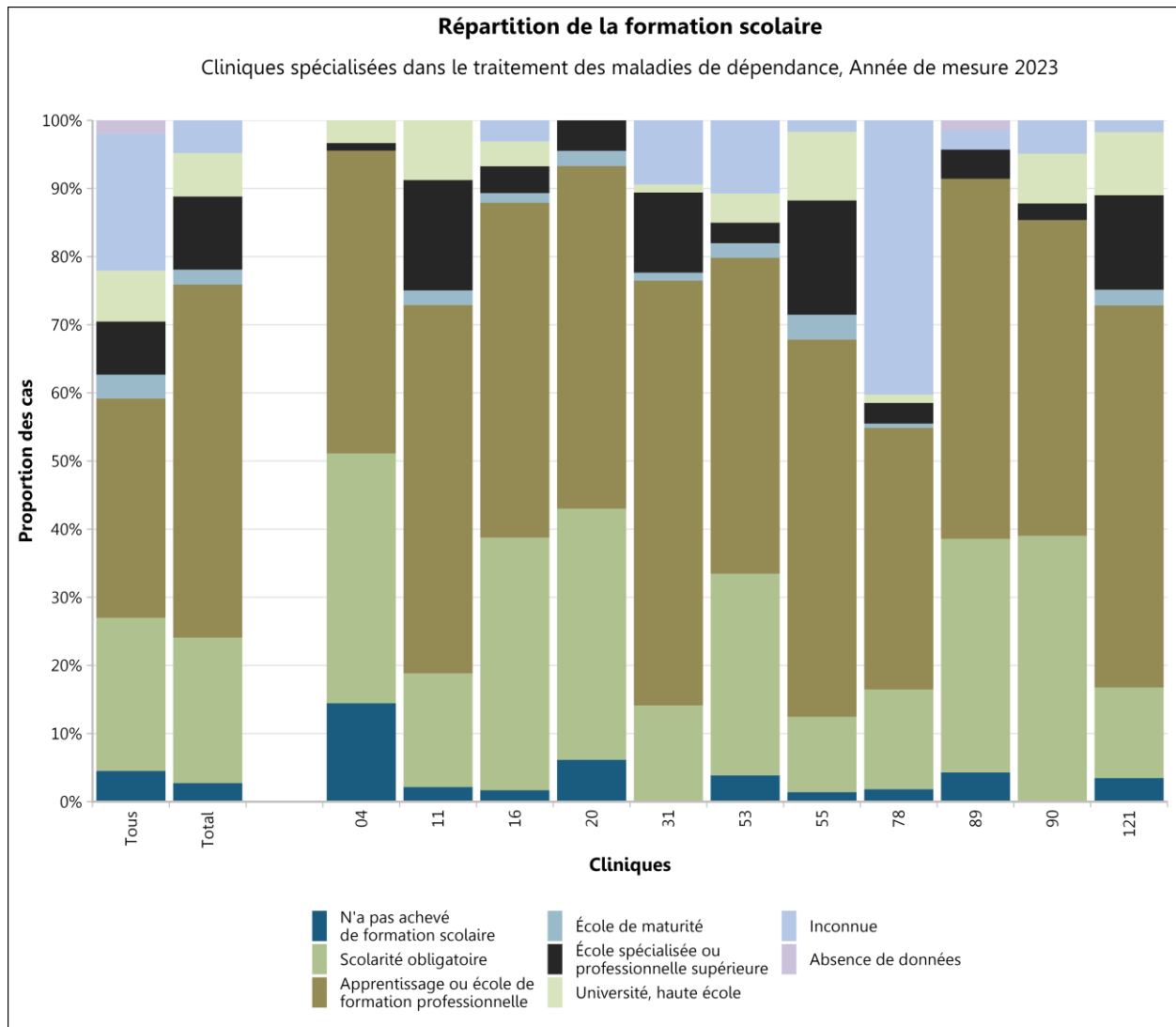


Figure 61: répartition par niveau d'éducation au sein des cliniques spécialisées dans le traitement des maladies de dépendance

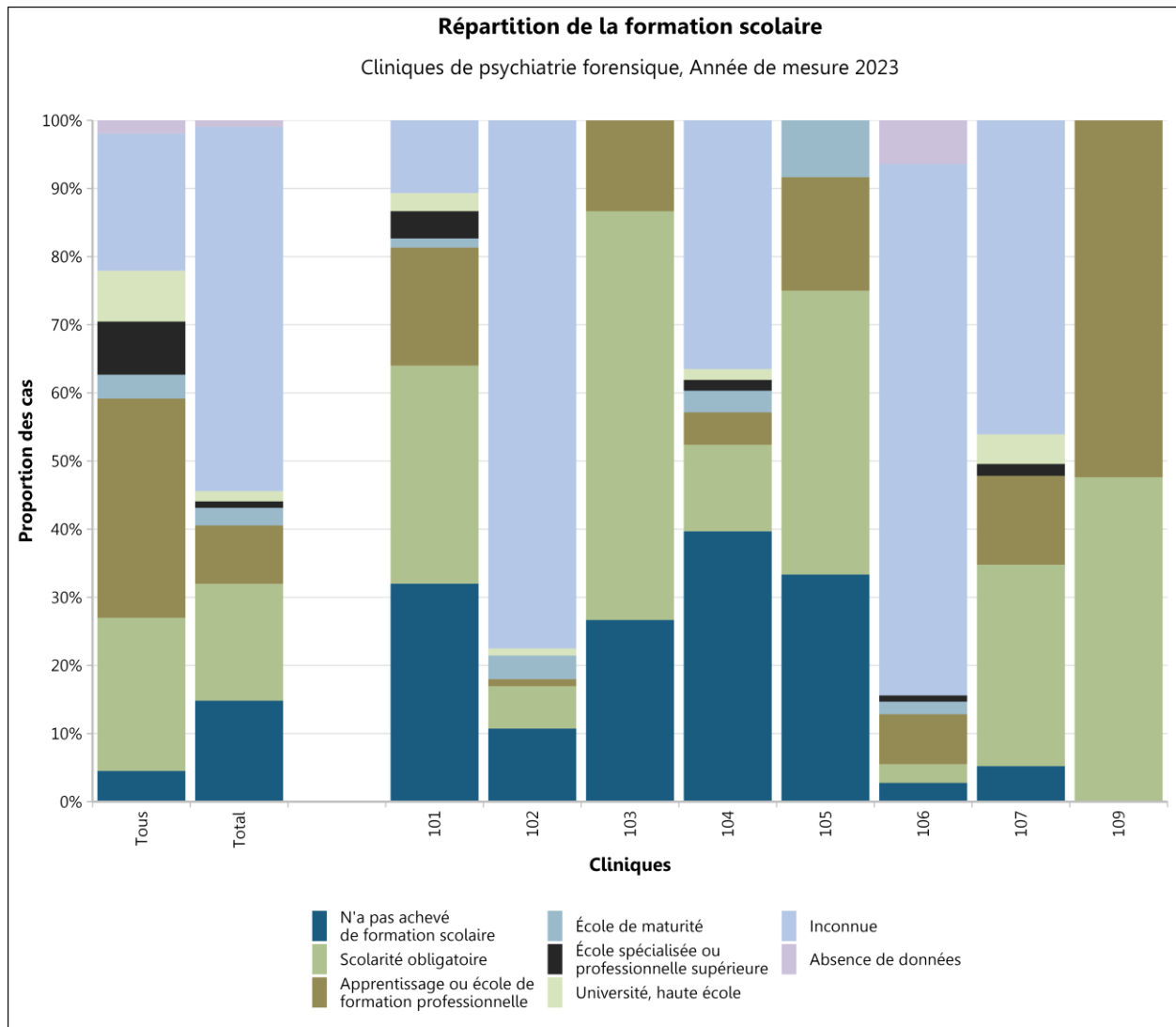


Figure 62: répartition par niveau d'éducation au sein des cliniques de psychiatrie forensique

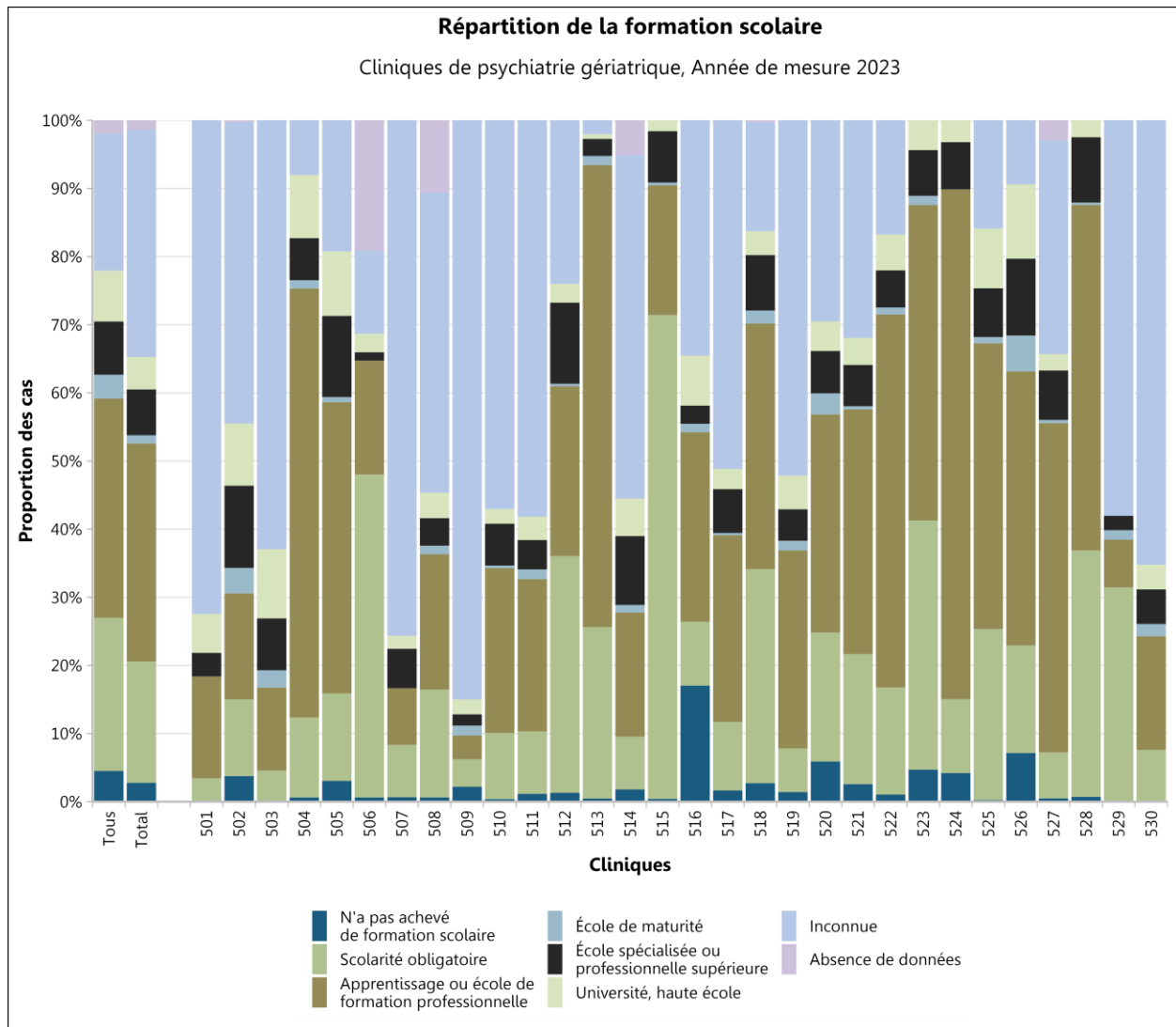


Figure 63: répartition par niveau d'éducation au sein des cliniques de psychiatrie gériatrique



| Clinique                                    | N'a pas achevé de formation scolaire | Scolarité obligatoire | Apprentissage ou école de formation professionnelle | École de maturité | École spécialisée ou professionnelle supérieure | Université, haute école | Inconnue     | Absence de données |      |
|---|--------------------------------------|-----------------------|---|-------------------|---|-------------------------|--------------|--------------------|------|
| <b>Toutes les cliniques</b>                 | <b>3943</b>                          | <b>19708</b>          | <b>28194</b>  | <b>3063</b>       | <b>6831</b>                                     | <b>6553</b>             | <b>17617</b> | <b>1706</b>        |      |
| Cliniques de soins aigus et premier recours | Total                                | 3227                  | 14610   | 18574             | 2255  | 3864                    | 3873         | 12182              | 1423 |
|   | 03                                   | 145                   | 572   | 918               | 65  | 320                     | 91           | 1430               | 98   |
|   | 06                                   | 62                    | 191   | 320               | 17  | 89                      | 25           | 71                 | 66   |
|   | 07                                   | 4                     | 245   | 117               | 11  | 15                      | 9            | 372                | 0    |
|   | 08                                   | 49                    | 820   | 946               | 111   | 116                     | 200          | 323                | 0    |
|   | 12                                   | 5                     | 166   | 576               | 96  | 191                     | 201          | 39                 | 0    |
|   | 13                                   | 72                    | 911   | 1104              | 31  | 110                     | 61           | 146                | 1    |
|   | 17                                   | 59                    | 156   | 559               | 52  | 107                     | 111          | 231                | 1    |
|   | 18                                   | 4                     | 94  | 156               | 9   | 17                      | 29           | 0                  | 0    |
|   | 21                                   | 54                    | 203   | 395               | 51  | 153                     | 77           | 651                | 0    |
|   | 22                                   | 290                   | 700   | 923               | 250   | 250                     | 417          | 76                 | 0    |
|   | 24                                   | 167                   | 719   | 321               | 83  | 105                     | 75           | 0                  | 0    |
|   | 26                                   | 80                    | 197   | 59                | 69  | 36                      | 83           | 1698               | 0    |
|   | 28                                   | 45                    | 471   | 409               | 18  | 63                      | 33           | 0                  | 2    |
|   | 30                                   | 45                    | 263   | 535               | 39  | 64                      | 63           | 642                | 0    |
|   | 32                                   | 15                    | 859   | 184               | 25  | 27                      | 40           | 23                 | 22   |
|   | 34                                   | 27                    | 347   | 622               | 51  | 71                      | 61           | 151                | 0    |
|   | 35                                   | 16                    | 565   | 795               | 41  | 48                      | 50           | 44                 | 0    |
|   | 36                                   | 35                    | 313   | 309               | 10  | 40                      | 33           | 3                  | 0    |
|   | 37                                   | 88                    | 546   | 922               | 30  | 90                      | 46           | 218                | 0    |
|   | 39                                   | 65                    | 598   | 874               | 80  | 89                      | 89           | 234                | 0    |
|   | 40                                   | 14                    | 363   | 588               | 66  | 120                     | 79           | 111                | 2    |
|   | 42                                   | 0                     | 0   | 0                 | 0   | 0                       | 0            | 0                  | 1006 |
|   | 43                                   | 144                   | 758   | 613               | 161   | 81                      | 110          | 0                  | 182  |
|   | 44                                   | 2                     | 96  | 118               | 89  | 37                      | 120          | 0                  | 0    |
|   | 46                                   | 138                   | 390   | 316               | 102   | 119                     | 122          | 700                | 18   |
|   | 48                                   | 23                    | 110   | 67                | 14  | 22                      | 31           | 469                | 0    |
|   | 49                                   | 50                    | 260   | 257               | 30  | 53                      | 53           | 484                | 14   |
|   | 51                                   | 97                    | 396   | 567               | 50  | 108                     | 106          | 0                  | 0    |
|   | 52                                   | 896                   | 962   | 1211              | 202   | 315                     | 418          | 286                | 0    |

| Clinique                             | N'a pas achevé de formation scolaire | Scolarité obligatoire | Apprentissage ou école de formation professionnelle | École de maturité | École spécialisée ou professionnelle supérieure | Université, haute école | Inconnue | Absence de données |     |
|--------------------------------------|--------------------------------------|-----------------------|---|-------------------|---|-------------------------|----------|--------------------|-----|
|                                      | 54                                   | 42                    | 262   | 316               | 36  | 66                      | 51       | 470                | 0   |
|                                      | 56                                   | 138                   | 639   | 1082              | 41  | 334                     | 289      | 157                | 1   |
|                                      | 58                                   | 78                    | 180   | 621               | 84  | 202                     | 290      | 562                | 0   |
|                                      | 66                                   | 31                    | 110   | 206               | 20  | 28                      | 18       | 125                | 4   |
|                                      | 70                                   | 4                     | 78  | 153               | 4   | 23                      | 17       | 54                 | 0   |
|                                      | 71                                   | 22                    | 159   | 271               | 37  | 22                      | 25       | 331                | 0   |
|                                      | 73                                   | 42                    | 183   | 145               | 50  | 69                      | 101      | 399                | 1   |
|                                      | 74                                   | 25                    | 124   | 135               | 24  | 43                      | 39       | 503                | 0   |
|                                      | 82                                   | 44                    | 180   | 296               | 22  | 47                      | 56       | 889                | 0   |
|                                      | 83                                   | 4                     | 39  | 134               | 20  | 68                      | 45       | 200                | 0   |
|                                      | 88                                   | 3                     | 6   | 12                | 3   | 10                      | 9        | 79                 | 0   |
|                                      | 99                                   | 9                     | 49  | 120               | 17  | 34                      | 38       | 11                 | 5   |
|                                      | 122                                  | 94                    | 330   | 302               | 44  | 62                      | 62       | 0                  | 0   |
| Cliniques de psychiatrie spécialisée | Total                                | 228                   | 2431  | 4630              | 598   | 1928                    | 1972     | 1239               | 125 |
|                                      | 01                                   | 11                    | 87  | 312               | 37  | 125                     | 141      | 31                 | 0   |
|                                      | 02                                   | 20                    | 177   | 294               | 16  | 73                      | 61       | 109                | 0   |
|                                      | 05                                   | 17                    | 92  | 171               | 6   | 16                      | 9        | 0                  | 0   |
|                                      | 10                                   | 5                     | 32  | 22                | 3   | 4                       | 3        | 0                  | 0   |
|                                      | 14                                   | 2                     | 29  | 48                | 12  | 10                      | 14       | 0                  | 0   |
|                                      | 15                                   | 3                     | 4   | 54                | 0   | 13                      | 6        | 123                | 1   |
|                                      | 19                                   | 0                     | 481   | 0                 | 0   | 0                       | 0        | 0                  | 0   |
|                                      | 23                                   | 20                    | 104   | 199               | 42  | 55                      | 58       | 35                 | 0   |
|                                      | 25                                   | 1                     | 282   | 0                 | 0   | 0                       | 0        | 0                  | 8   |
|                                      | 27                                   | 12                    | 57  | 40                | 0   | 6                       | 2        | 24                 | 0   |
|                                      | 29                                   | 1                     | 8   | 128               | 15  | 124                     | 113      | 4                  | 0   |
|                                      | 33                                   | 5                     | 48  | 122               | 5   | 34                      | 32       | 137                | 1   |
|                                      | 38                                   | 6                     | 51  | 109               | 24  | 33                      | 41       | 6                  | 41  |
|                                      | 45                                   | 0                     | 71  | 63                | 9   | 46                      | 6        | 13                 | 15  |
|                                      | 47                                   | 16                    | 37  | 25                | 35  | 20                      | 12       | 2                  | 1   |
|                                      | 50                                   | 15                    | 90  | 215               | 29  | 47                      | 48       | 146                | 0   |
|                                      | 57                                   | 1                     | 14  | 191               | 31  | 161                     | 240      | 16                 | 0   |
|                                      | 59                                   | 11                    | 56  | 203               | 16  | 33                      | 54       | 19                 | 0   |

| Clinique   | N'a pas achevé de formation scolaire | Scolarité obligatoire | Apprentissage ou école de formation professionnelle | École de maturité | École spécialisée ou professionnelle supérieure | Université, haute école | Inconnue | Absence de données |   |
|--|--------------------------------------|-----------------------|---|-------------------|---|-------------------------|----------|--------------------|---|
| 60   | 4                                    | 20                    | 115   | 13                | 69  | 68                      | 43       | 0                  |   |
| 61   | 6                                    | 27                    | 247   | 15                | 101   | 64                      | 109      | 0                  |   |
| 62   | 0                                    | 16                    | 27  | 14                | 6   | 8                       | 0        | 0                  |   |
| 63   | 8                                    | 75                    | 132   | 74                | 108   | 284                     | 13       | 0                  |   |
| 65   | 0                                    | 5                     | 16  | 21                | 79  | 83                      | 2        | 0                  |   |
| 67   | 0                                    | 2                     | 3   | 0                 | 2   | 1                       | 0        | 0                  |   |
| 69   | 3                                    | 67                    | 411   | 32                | 181   | 100                     | 1        | 0                  |   |
| 72   | 2                                    | 15                    | 26  | 1                 | 10  | 3                       | 69       | 2                  |   |
| 75   | 14                                   | 67                    | 146   | 21                | 32  | 42                      | 12       | 0                  |   |
| 76   | 10                                   | 65                    | 249   | 8                 | 69  | 30                      | 0        | 0                  |   |
| 77   | 2                                    | 29                    | 26  | 4                 | 4   | 3                       | 98       | 0                  |   |
| 79   | 9                                    | 70                    | 163   | 29                | 42  | 54                      | 20       | 0                  |   |
| 85   | 2                                    | 10                    | 18  | 3                 | 2   | 2                       | 1        | 0                  |   |
| 86   | 0                                    | 4                     | 96  | 10                | 56  | 51                      | 2        | 0                  |   |
| 87   | 5                                    | 20                    | 59  | 6                 | 15  | 11                      | 106      | 1                  |   |
| 92   | 0                                    | 10                    | 38  | 4                 | 6   | 1                       | 71       | 1                  |   |
| 93   | 4                                    | 75                    | 104   | 39                | 69  | 86                      | 7        | 0                  |   |
| 94   | 1                                    | 12                    | 47  | 9                 | 33  | 35                      | 1        | 43                 |   |
| 95   | 1                                    | 53                    | 93  | 3                 | 39  | 17                      | 0        | 0                  |   |
| 96   | 1                                    | 21                    | 107   | 7                 | 35  | 29                      | 1        | 0                  |   |
| 97   | 5                                    | 24                    | 200   | 5                 | 90  | 100                     | 0        | 0                  |   |
| 98   | 5                                    | 24                    | 111   | 0                 | 80  | 60                      | 18       | 11                 |   |
| Cliniques spécialisées dans le traitement des maladies de dépendance | Total                                | 74                    | 579   | 1405              | 59  | 291                     | 173      | 129                | 1 |
| 04   | 13                                   | 33                    | 40  | 0                 | 1   | 3                       | 0        | 0                  |   |
| 11   | 13                                   | 101                   | 327   | 13                | 98  | 53                      | 0        | 0                  |   |
| 16   | 6                                    | 132                   | 175   | 5                 | 14  | 13                      | 11       | 0                  |   |
| 20   | 11                                   | 66                    | 90  | 4                 | 8   | 0                       | 0        | 0                  |   |
| 31   | 0                                    | 12                    | 53  | 1                 | 10  | 1                       | 8        | 0                  |   |
| 53   | 9                                    | 69                    | 108   | 5                 | 7   | 10                      | 25       | 0                  |   |
| 55   | 10                                   | 79                    | 396   | 26                | 120   | 72                      | 12       | 0                  |   |

| Clinique                | N'a pas achevé de formation scolaire | Scolarité obligatoire | Apprentissage ou école de formation professionnelle | École de maturité | École spécialisée ou professionnelle supérieure | Université, haute école | Inconnue | Absence de données |     |
|-------------------------|--------------------------------------|-----------------------|---|-------------------|---|-------------------------|----------|--------------------|-----|
|                         | 78                                   | 3                     | 24  | 63                | 1   | 5                       | 2        | 66                 | 0   |
|                         | 89                                   | 3                     | 24  | 37                | 0   | 3                       | 0        | 2                  | 1   |
|                         | 90                                   | 0                     | 16  | 19                | 0   | 1                       | 3        | 2                  | 0   |
|                         | 121                                  | 6                     | 23  | 97                | 4   | 24                      | 16       | 3                  | 0   |
| Psychiatrie forensique  | Total                                | 109                   | 126   | 63                | 19  | 7                       | 11       | 393                | 7   |
|                         | 101                                  | 24                    | 24  | 13                | 1   | 3                       | 2        | 8                  | 0   |
|                         | 102                                  | 31                    | 18  | 3                 | 10  | 0                       | 3        | 224                | 0   |
|                         | 103                                  | 4                     | 9   | 2                 | 0   | 0                       | 0        | 0                  | 0   |
|                         | 104                                  | 25                    | 8   | 3                 | 2   | 1                       | 1        | 23                 | 0   |
|                         | 105                                  | 16                    | 20  | 8                 | 4   | 0                       | 0        | 0                  | 0   |
|                         | 106                                  | 3                     | 3   | 8                 | 2   | 1                       | 0        | 85                 | 7   |
|                         | 107                                  | 6                     | 34  | 15                | 0   | 2                       | 5        | 53                 | 0   |
|                         | 109                                  | 0                     | 10  | 11                | 0   | 0                       | 0        | 0                  | 0   |
| Psychiatrie gériatrique | Total                                | 305                   | 1962  | 3522              | 132   | 741                     | 524      | 3674               | 150 |
|                         | 501                                  | 0                     | 3   | 13                | 0   | 3                       | 5        | 63                 | 0   |
|                         | 502                                  | 14                    | 42  | 58                | 14  | 45                      | 34       | 165                | 1   |
|                         | 503                                  | 0                     | 9   | 24                | 5   | 15                      | 20       | 124                | 0   |
|                         | 504                                  | 1                     | 19  | 102               | 2   | 10                      | 15       | 13                 | 0   |
|                         | 505                                  | 20                    | 84  | 280               | 5   | 78                      | 62       | 126                | 0   |
|                         | 506                                  | 2                     | 156   | 55                | 0   | 4                       | 9        | 40                 | 63  |
|                         | 507                                  | 1                     | 12  | 13                | 0   | 9                       | 3        | 118                | 0   |
|                         | 508                                  | 2                     | 51  | 64                | 4   | 13                      | 12       | 142                | 34  |
|                         | 509                                  | 12                    | 22  | 19                | 8   | 9                       | 12       | 464                | 0   |
|                         | 510                                  | 1                     | 27  | 67                | 1   | 17                      | 6        | 158                | 0   |
|                         | 511                                  | 4                     | 32  | 78                | 5   | 15                      | 12       | 203                | 0   |
|                         | 512                                  | 7                     | 187   | 134               | 2   | 64                      | 15       | 129                | 0   |
|                         | 513                                  | 2                     | 111   | 299               | 6   | 11                      | 3        | 9                  | 0   |
|                         | 514                                  | 16                    | 69  | 162               | 10  | 90                      | 49       | 449                | 45  |
|                         | 515                                  | 1                     | 179   | 48                | 1   | 19                      | 4        | 0                  | 0   |
|                         | 516                                  | 109                   | 60  | 178               | 8   | 17                      | 47       | 221                | 0   |
|                         | 517                                  | 10                    | 61  | 166               | 2   | 39                      | 18       | 310                | 0   |
|                         | 518                                  | 10                    | 116   | 133               | 7   | 30                      | 13       | 59                 | 1   |

| Clinique | N'a pas achevé de formation scolaire | Scolarité obligatoire | Apprentissage ou école de formation professionnelle | École de maturité | École spécialisée ou professionnelle supérieure | Université, haute école | Inconnue | Absence de données |
|----------|--------------------------------------|-----------------------|---|-------------------|---|-------------------------|----------|--------------------|
| 519      | 4                                    | 18                    | 82  | 4                 | 13  | 14                      | 147      | 0                  |
| 520      | 19                                   | 61                    | 103   | 10                | 20  | 14                      | 95       | 0                  |
| 521      | 11                                   | 82                    | 154   | 2                 | 26  | 17                      | 137      | 0                  |
| 522      | 5                                    | 75                    | 261   | 5                 | 26  | 25                      | 80       | 0                  |
| 523      | 14                                   | 109                   | 138   | 4                 | 20  | 13                      | 0        | 0                  |
| 524      | 17                                   | 44                    | 303   | 0                 | 28  | 13                      | 0        | 0                  |
| 525      | 1                                    | 109                   | 182   | 4                 | 31  | 38                      | 69       | 0                  |
| 526      | 19                                   | 42                    | 107   | 14                | 30  | 29                      | 25       | 0                  |
| 527      | 1                                    | 14                    | 100   | 1                 | 15  | 5                       | 65       | 6                  |
| 528      | 2                                    | 102                   | 143   | 1                 | 27  | 7                       | 0        | 0                  |
| 529      | 0                                    | 45                    | 10  | 2                 | 3   | 0                       | 83       | 0                  |
| 530      | 0                                    | 21                    | 46  | 5                 | 14  | 10                      | 180      | 0                  |

Tableau 17: répartition par niveau d'éducation au sein des cliniques (nombre de cas)

| Clinique                                    | N'a pas achevé de formation scolaire | Scolarité obligatoire | Apprentissage ou école de formation professionnelle | École de maturité | École spécialisée ou professionnelle supérieure | Université, haute école | Inconnue     | Absence de données |
|---|--------------------------------------|-----------------------|---|-------------------|---|-------------------------|--------------|--------------------|
| <b>Toutes les cliniques</b>                 | <b>4.5%</b>                          | <b>22.5%</b>          | <b>32.2%</b>  | <b>3.5%</b>       | <b>7.8%</b>                                     | <b>7.5%</b>             | <b>20.1%</b> | <b>1.9%</b>        |
| Cliniques de soins aigus et premier recours |                                      |                       |   |                   |   |                         |              |                    |
| Total                                       | 5.4%                                 | 24.3%                 | 31.0%   | 3.8%              | 6.4%  | 6.5%                    | 20.3%        | 2.4%               |
| 03  | 4.0%                                 | 15.7%                 | 25.2%   | 1.8%              | 8.8%  | 2.5%                    | 39.3%        | 2.7%               |
| 06  | 7.4%                                 | 22.7%                 | 38.0%   | 2.0%              | 10.6%   | 3.0%                    | 8.4%         | 7.8%               |
| 07  | 0.5%                                 | 31.7%                 | 15.1%   | 1.4%              | 1.9%  | 1.2%                    | 48.1%        | 0.0%               |
| 08  | 1.9%                                 | 32.0%                 | 36.9%   | 4.3%              | 4.5%  | 7.8%                    | 12.6%        | 0.0%               |
| 12  | 0.4%                                 | 13.0%                 | 45.2%   | 7.5%              | 15.0%   | 15.8%                   | 3.1%         | 0.0%               |
| 13  | 3.0%                                 | 37.4%                 | 45.3%   | 1.3%              | 4.5%  | 2.5%                    | 6.0%         | 0.0%               |
| 17  | 4.6%                                 | 12.2%                 | 43.8%   | 4.1%              | 8.4%  | 8.7%                    | 18.1%        | 0.1%               |
| 18  | 1.3%                                 | 30.4%                 | 50.5%   | 2.9%              | 5.5%  | 9.4%                    | 0.0%         | 0.0%               |
| 21  | 3.4%                                 | 12.8%                 | 24.9%   | 3.2%              | 9.7%  | 4.9%                    | 41.1%        | 0.0%               |
| 22  | 10.0%                                | 24.1%                 | 31.8%   | 8.6%              | 8.6%  | 14.3%                   | 2.6%         | 0.0%               |
| 24  | 11.4%                                | 48.9%                 | 21.8%   | 5.6%              | 7.1%  | 5.1%                    | 0.0%         | 0.0%               |
| 26  | 3.6%                                 | 8.9%                  | 2.7%  | 3.1%              | 1.6%  | 3.7%                    | 76.4%        | 0.0%               |
| 28  | 4.3%                                 | 45.2%                 | 39.3%   | 1.7%              | 6.1%  | 3.2%                    | 0.0%         | 0.2%               |
| 30  | 2.7%                                 | 15.9%                 | 32.4%   | 2.4%              | 3.9%  | 3.8%                    | 38.9%        | 0.0%               |
| 32  | 1.3%                                 | 71.9%                 | 15.4%   | 2.1%              | 2.3%  | 3.3%                    | 1.9%         | 1.8%               |
| 34  | 2.0%                                 | 26.1%                 | 46.8%   | 3.8%              | 5.3%  | 4.6%                    | 11.4%        | 0.0%               |
| 35  | 1.0%                                 | 36.2%                 | 51.0%   | 2.6%              | 3.1%  | 3.2%                    | 2.8%         | 0.0%               |
| 36  | 4.7%                                 | 42.1%                 | 41.6%   | 1.3%              | 5.4%  | 4.4%                    | 0.4%         | 0.0%               |
| 37  | 4.5%                                 | 28.1%                 | 47.5%   | 1.5%              | 4.6%  | 2.4%                    | 11.2%        | 0.0%               |
| 39  | 3.2%                                 | 29.5%                 | 43.1%   | 3.9%              | 4.4%  | 4.4%                    | 11.5%        | 0.0%               |
| 40  | 1.0%                                 | 27.0%                 | 43.8%   | 4.9%              | 8.9%  | 5.9%                    | 8.3%         | 0.1%               |
| 42  | 0.0%                                 | 0.0%                  | 0.0%  | 0.0%              | 0.0%  | 0.0%                    | 0.0%         | 100%               |
| 43  | 7.0%                                 | 37.0%                 | 29.9%   | 7.9%              | 4.0%  | 5.4%                    | 0.0%         | 8.9%               |
| 44  | 0.4%                                 | 20.8%                 | 25.5%   | 19.3%             | 8.0%  | 26.0%                   | 0.0%         | 0.0%               |
| 46  | 7.2%                                 | 20.5%                 | 16.6%   | 5.4%              | 6.2%  | 6.4%                    | 36.7%        | 0.9%               |
| 48  | 3.1%                                 | 14.9%                 | 9.1%  | 1.9%              | 3.0%  | 4.2%                    | 63.7%        | 0.0%               |
| 49  | 4.2%                                 | 21.6%                 | 21.4%   | 2.5%              | 4.4%  | 4.4%                    | 40.3%        | 1.2%               |
| 51  | 7.3%                                 | 29.9%                 | 42.8%   | 3.8%              | 8.2%  | 8.0%                    | 0.0%         | 0.0%               |
| 52  | 20.9%                                | 22.4%                 | 28.2%   | 4.7%              | 7.3%  | 9.7%                    | 6.7%         | 0.0%               |

| Clinique                             | N'a pas achevé de formation scolaire | Scolarité obligatoire | Apprentissage ou école de formation professionnelle | École de maturité | École spécialisée ou professionnelle supérieure | Université, haute école | Inconnue | Absence de données |       |
|--------------------------------------|--------------------------------------|-----------------------|---|-------------------|---|-------------------------|----------|--------------------|-------|
|                                      | 54                                   | 3.4%                  | 21.1%   | 25.4%             | 2.9%  | 5.3%                    | 4.1%     | 37.8%              | 0.0%  |
|                                      | 56                                   | 5.1%                  | 23.8%   | 40.4%             | 1.5%  | 12.5%                   | 10.8%    | 5.9%               | 0.0%  |
|                                      | 58                                   | 3.9%                  | 8.9%  | 30.8%             | 4.2%  | 10.0%                   | 14.4%    | 27.9%              | 0.0%  |
|                                      | 66                                   | 5.7%                  | 20.3%   | 38.0%             | 3.7%  | 5.2%                    | 3.3%     | 23.1%              | 0.7%  |
|                                      | 70                                   | 1.2%                  | 23.4%   | 45.9%             | 1.2%  | 6.9%                    | 5.1%     | 16.2%              | 0.0%  |
|                                      | 71                                   | 2.5%                  | 18.3%   | 31.3%             | 4.3%  | 2.5%                    | 2.9%     | 38.2%              | 0.0%  |
|                                      | 73                                   | 4.2%                  | 18.5%   | 14.6%             | 5.1%  | 7.0%                    | 10.2%    | 40.3%              | 0.1%  |
|                                      | 74                                   | 2.8%                  | 13.9%   | 15.1%             | 2.7%  | 4.8%                    | 4.4%     | 56.3%              | 0.0%  |
|                                      | 82                                   | 2.9%                  | 11.7%   | 19.3%             | 1.4%  | 3.1%                    | 3.7%     | 58.0%              | 0.0%  |
|                                      | 83                                   | 0.8%                  | 7.6%  | 26.3%             | 3.9%  | 13.3%                   | 8.8%     | 39.2%              | 0.0%  |
|                                      | 88                                   | 2.5%                  | 4.9%  | 9.8%              | 2.5%  | 8.2%                    | 7.4%     | 64.8%              | 0.0%  |
|                                      | 99                                   | 3.2%                  | 17.3%   | 42.4%             | 6.0%  | 12.0%                   | 13.4%    | 3.9%               | 1.8%  |
|                                      | 122                                  | 10.5%                 | 36.9%   | 33.8%             | 4.9%  | 6.9%                    | 6.9%     | 0.0%               | 0.0%  |
| Cliniques de psychiatrie spécialisée | Total                                | 1.7%                  | 18.5%   | 35.2%             | 4.5%  | 14.7%                   | 15.0%    | 9.4%               | 1.0%  |
|                                      | 01                                   | 1.5%                  | 11.7%   | 41.9%             | 5.0%  | 16.8%                   | 19.0%    | 4.2%               | 0.0%  |
|                                      | 02                                   | 2.7%                  | 23.6%   | 39.2%             | 2.1%  | 9.7%                    | 8.1%     | 14.5%              | 0.0%  |
|                                      | 05                                   | 5.5%                  | 29.6%   | 55.0%             | 1.9%  | 5.1%                    | 2.9%     | 0.0%               | 0.0%  |
|                                      | 10                                   | 7.2%                  | 46.4%   | 31.9%             | 4.3%  | 5.8%                    | 4.3%     | 0.0%               | 0.0%  |
|                                      | 14                                   | 1.7%                  | 25.2%   | 41.7%             | 10.4%   | 8.7%                    | 12.2%    | 0.0%               | 0.0%  |
|                                      | 15                                   | 1.5%                  | 2.0%  | 26.5%             | 0.0%  | 6.4%                    | 2.9%     | 60.3%              | 0.5%  |
|                                      | 19                                   | 0.0%                  | 100%  | 0.0%              | 0.0%  | 0.0%                    | 0.0%     | 0.0%               | 0.0%  |
|                                      | 23                                   | 3.9%                  | 20.3%   | 38.8%             | 8.2%  | 10.7%                   | 11.3%    | 6.8%               | 0.0%  |
|                                      | 25                                   | 0.3%                  | 96.9%   | 0.0%              | 0.0%  | 0.0%                    | 0.0%     | 0.0%               | 2.7%  |
|                                      | 27                                   | 8.5%                  | 40.4%   | 28.4%             | 0.0%  | 4.3%                    | 1.4%     | 17.0%              | 0.0%  |
|                                      | 29                                   | 0.3%                  | 2.0%  | 32.6%             | 3.8%  | 31.6%                   | 28.8%    | 1.0%               | 0.0%  |
|                                      | 33                                   | 1.3%                  | 12.5%   | 31.8%             | 1.3%  | 8.9%                    | 8.3%     | 35.7%              | 0.3%  |
|                                      | 38                                   | 1.9%                  | 16.4%   | 35.0%             | 7.7%  | 10.6%                   | 13.2%    | 1.9%               | 13.2% |
|                                      | 45                                   | 0.0%                  | 31.8%   | 28.3%             | 4.0%  | 20.6%                   | 2.7%     | 5.8%               | 6.7%  |
|                                      | 47                                   | 10.8%                 | 25.0%   | 16.9%             | 23.6%   | 13.5%                   | 8.1%     | 1.4%               | 0.7%  |
|                                      | 50                                   | 2.5%                  | 15.3%   | 36.4%             | 4.9%  | 8.0%                    | 8.1%     | 24.7%              | 0.0%  |
|                                      | 57                                   | 0.2%                  | 2.1%  | 29.2%             | 4.7%  | 24.6%                   | 36.7%    | 2.4%               | 0.0%  |
|                                      | 59                                   | 2.8%                  | 14.3%   | 51.8%             | 4.1%  | 8.4%                    | 13.8%    | 4.8%               | 0.0%  |

| Clinique   | N'a pas achevé de formation scolaire | Scolarité obligatoire | Apprentissage ou école de formation professionnelle | École de maturité | École spécialisée ou professionnelle supérieure | Université, haute école | Inconnue | Absence de données |      |
|--|--------------------------------------|-----------------------|---|-------------------|---|-------------------------|----------|--------------------|------|
| 60   | 1.2%                                 | 6.0%                  | 34.6%   | 3.9%              | 20.8%   | 20.5%                   | 13.0%    | 0.0%               |      |
| 61   | 1.1%                                 | 4.7%                  | 43.4%   | 2.6%              | 17.8%   | 11.2%                   | 19.2%    | 0.0%               |      |
| 62   | 0.0%                                 | 22.5%                 | 38.0%   | 19.7%             | 8.5%  | 11.3%                   | 0.0%     | 0.0%               |      |
| 63   | 1.2%                                 | 10.8%                 | 19.0%   | 10.7%             | 15.6%   | 40.9%                   | 1.9%     | 0.0%               |      |
| 65   | 0.0%                                 | 2.4%                  | 7.8%  | 10.2%             | 38.3%   | 40.3%                   | 1.0%     | 0.0%               |      |
| 67   | 0.0%                                 | 25.0%                 | 37.5%   | 0.0%              | 25.0%   | 12.5%                   | 0.0%     | 0.0%               |      |
| 69   | 0.4%                                 | 8.4%                  | 51.7%   | 4.0%              | 22.8%   | 12.6%                   | 0.1%     | 0.0%               |      |
| 72   | 1.6%                                 | 11.7%                 | 20.3%   | 0.8%              | 7.8%  | 2.3%                    | 53.9%    | 1.6%               |      |
| 75   | 4.2%                                 | 20.1%                 | 43.7%   | 6.3%              | 9.6%  | 12.6%                   | 3.6%     | 0.0%               |      |
| 76   | 2.3%                                 | 15.1%                 | 57.8%   | 1.9%              | 16.0%   | 7.0%                    | 0.0%     | 0.0%               |      |
| 77   | 1.2%                                 | 17.5%                 | 15.7%   | 2.4%              | 2.4%  | 1.8%                    | 59.0%    | 0.0%               |      |
| 79   | 2.3%                                 | 18.1%                 | 42.1%   | 7.5%              | 10.9%   | 14.0%                   | 5.2%     | 0.0%               |      |
| 85   | 5.3%                                 | 26.3%                 | 47.4%   | 7.9%              | 5.3%  | 5.3%                    | 2.6%     | 0.0%               |      |
| 86   | 0.0%                                 | 1.8%                  | 43.8%   | 4.6%              | 25.6%   | 23.3%                   | 0.9%     | 0.0%               |      |
| 87   | 2.2%                                 | 9.0%                  | 26.5%   | 2.7%              | 6.7%  | 4.9%                    | 47.5%    | 0.4%               |      |
| 92   | 0.0%                                 | 7.6%                  | 29.0%   | 3.1%              | 4.6%  | 0.8%                    | 54.2%    | 0.8%               |      |
| 93   | 1.0%                                 | 19.5%                 | 27.1%   | 10.2%             | 18.0%   | 22.4%                   | 1.8%     | 0.0%               |      |
| 94   | 0.6%                                 | 6.6%                  | 26.0%   | 5.0%              | 18.2%   | 19.3%                   | 0.6%     | 23.8%              |      |
| 95   | 0.5%                                 | 25.7%                 | 45.1%   | 1.5%              | 18.9%   | 8.3%                    | 0.0%     | 0.0%               |      |
| 96   | 0.5%                                 | 10.4%                 | 53.2%   | 3.5%              | 17.4%   | 14.4%                   | 0.5%     | 0.0%               |      |
| 97   | 1.2%                                 | 5.7%                  | 47.2%   | 1.2%              | 21.2%   | 23.6%                   | 0.0%     | 0.0%               |      |
| 98   | 1.6%                                 | 7.8%                  | 35.9%   | 0.0%              | 25.9%   | 19.4%                   | 5.8%     | 3.6%               |      |
| Cliniques spécialisées dans le traitement des maladies de dépendance | Total                                | 2.7%                  | 21.4%   | 51.8%             | 2.2%  | 10.7%                   | 6.4%     | 4.8%               | 0.0% |
| 04   | 14.4%                                | 36.7%                 | 44.4%   | 0.0%              | 1.1%  | 3.3%                    | 0.0%     | 0.0%               |      |
| 11   | 2.1%                                 | 16.7%                 | 54.0%   | 2.1%              | 16.2%   | 8.8%                    | 0.0%     | 0.0%               |      |
| 16   | 1.7%                                 | 37.1%                 | 49.2%   | 1.4%              | 3.9%  | 3.7%                    | 3.1%     | 0.0%               |      |
| 20   | 6.1%                                 | 36.9%                 | 50.3%   | 2.2%              | 4.5%  | 0.0%                    | 0.0%     | 0.0%               |      |
| 31   | 0.0%                                 | 14.1%                 | 62.4%   | 1.2%              | 11.8%   | 1.2%                    | 9.4%     | 0.0%               |      |
| 53   | 3.9%                                 | 29.6%                 | 46.4%   | 2.1%              | 3.0%  | 4.3%                    | 10.7%    | 0.0%               |      |
| 55   | 1.4%                                 | 11.0%                 | 55.4%   | 3.6%              | 16.8%   | 10.1%                   | 1.7%     | 0.0%               |      |



| Clinique                |       | N'a pas achevé de formation scolaire | Scolarité obligatoire | Apprentissage ou école de formation professionnelle | École de maturité | École spécialisée ou professionnelle supérieure | Université, haute école | Inconnue | Absence de données |
|-------------------------|-------|--------------------------------------|-----------------------|---|-------------------|---|-------------------------|----------|--------------------|
|                         | 78    | 1.8%                                 | 14.6%                 | 38.4%   | 0.6%              | 3.0%  | 1.2%                    | 40.2%    | 0.0%               |
|                         | 89    | 4.3%                                 | 34.3%                 | 52.9%   | 0.0%              | 4.3%  | 0.0%                    | 2.9%     | 1.4%               |
|                         | 90    | 0.0%                                 | 39.0%                 | 46.3%   | 0.0%              | 2.4%  | 7.3%                    | 4.9%     | 0.0%               |
|                         | 121   | 3.5%                                 | 13.3%                 | 56.1%   | 2.3%              | 13.9%   | 9.2%                    | 1.7%     | 0.0%               |
| Psychiatrie forensique  | Total | 14.8%                                | 17.1%                 | 8.6%  | 2.6%              | 1.0%  | 1.5%                    | 53.5%    | 1.0%               |
|                         | 101   | 32.0%                                | 32.0%                 | 17.3%   | 1.3%              | 4.0%  | 2.7%                    | 10.7%    | 0.0%               |
|                         | 102   | 10.7%                                | 6.2%                  | 1.0%  | 3.5%              | 0.0%  | 1.0%                    | 77.5%    | 0.0%               |
|                         | 103   | 26.7%                                | 60.0%                 | 13.3%   | 0.0%              | 0.0%  | 0.0%                    | 0.0%     | 0.0%               |
|                         | 104   | 39.7%                                | 12.7%                 | 4.8%  | 3.2%              | 1.6%  | 1.6%                    | 36.5%    | 0.0%               |
|                         | 105   | 33.3%                                | 41.7%                 | 16.7%   | 8.3%              | 0.0%  | 0.0%                    | 0.0%     | 0.0%               |
|                         | 106   | 2.8%                                 | 2.8%                  | 7.3%  | 1.8%              | 0.9%  | 0.0%                    | 78.0%    | 6.4%               |
|                         | 107   | 5.2%                                 | 29.6%                 | 13.0%   | 0.0%              | 1.7%  | 4.3%                    | 46.1%    | 0.0%               |
|                         | 109   | 0.0%                                 | 47.6%                 | 52.4%   | 0.0%              | 0.0%  | 0.0%                    | 0.0%     | 0.0%               |
| Psychiatrie gériatrique | Total | 2.8%                                 | 17.8%                 | 32.0%   | 1.2%              | 6.7%  | 4.8%                    | 33.4%    | 1.4%               |
|                         | 501   | 0.0%                                 | 3.4%                  | 14.9%   | 0.0%              | 3.4%  | 5.7%                    | 72.4%    | 0.0%               |
|                         | 502   | 3.8%                                 | 11.3%                 | 15.5%   | 3.8%              | 12.1%   | 9.1%                    | 44.2%    | 0.3%               |
|                         | 503   | 0.0%                                 | 4.6%                  | 12.2%   | 2.5%              | 7.6%  | 10.2%                   | 62.9%    | 0.0%               |
|                         | 504   | 0.6%                                 | 11.7%                 | 63.0%   | 1.2%              | 6.2%  | 9.3%                    | 8.0%     | 0.0%               |
|                         | 505   | 3.1%                                 | 12.8%                 | 42.7%   | 0.8%              | 11.9%   | 9.5%                    | 19.2%    | 0.0%               |
|                         | 506   | 0.6%                                 | 47.4%                 | 16.7%   | 0.0%              | 1.2%  | 2.7%                    | 12.2%    | 19.1%              |
|                         | 507   | 0.6%                                 | 7.7%                  | 8.3%  | 0.0%              | 5.8%  | 1.9%                    | 75.6%    | 0.0%               |
|                         | 508   | 0.6%                                 | 15.8%                 | 19.9%   | 1.2%              | 4.0%  | 3.7%                    | 44.1%    | 10.6%              |
|                         | 509   | 2.2%                                 | 4.0%                  | 3.5%  | 1.5%              | 1.6%  | 2.2%                    | 85.0%    | 0.0%               |
|                         | 510   | 0.4%                                 | 9.7%                  | 24.2%   | 0.4%              | 6.1%  | 2.2%                    | 57.0%    | 0.0%               |
|                         | 511   | 1.1%                                 | 9.2%                  | 22.3%   | 1.4%              | 4.3%  | 3.4%                    | 58.2%    | 0.0%               |
|                         | 512   | 1.3%                                 | 34.8%                 | 24.9%   | 0.4%              | 11.9%   | 2.8%                    | 24.0%    | 0.0%               |
|                         | 513   | 0.5%                                 | 25.2%                 | 67.8%   | 1.4%              | 2.5%  | 0.7%                    | 2.0%     | 0.0%               |
|                         | 514   | 1.8%                                 | 7.8%                  | 18.2%   | 1.1%              | 10.1%   | 5.5%                    | 50.4%    | 5.1%               |
|                         | 515   | 0.4%                                 | 71.0%                 | 19.0%   | 0.4%              | 7.5%  | 1.6%                    | 0.0%     | 0.0%               |
|                         | 516   | 17.0%                                | 9.4%                  | 27.8%   | 1.2%              | 2.7%  | 7.3%                    | 34.5%    | 0.0%               |
|                         | 517   | 1.7%                                 | 10.1%                 | 27.4%   | 0.3%              | 6.4%  | 3.0%                    | 51.2%    | 0.0%               |
| 518                     | 2.7%  | 31.4%                                | 36.0%                 | 1.9%  | 8.1%              | 3.5%  | 16.0%                   | 0.3%     |                    |

| Clinique | N'a pas achevé de formation scolaire | Scolarité obligatoire | Apprentissage ou école de formation professionnelle | École de maturité | École spécialisée ou professionnelle supérieure | Université, haute école | Inconnue | Absence de données |
|----------|--------------------------------------|-----------------------|---|-------------------|---|-------------------------|----------|--------------------|
| 519      | 1.4%                                 | 6.4%                  | 29.1%   | 1.4%              | 4.6%  | 5.0%                    | 52.1%    | 0.0%               |
| 520      | 5.9%                                 | 18.9%                 | 32.0%   | 3.1%              | 6.2%  | 4.3%                    | 29.5%    | 0.0%               |
| 521      | 2.6%                                 | 19.1%                 | 35.9%   | 0.5%              | 6.1%  | 4.0%                    | 31.9%    | 0.0%               |
| 522      | 1.0%                                 | 15.7%                 | 54.7%   | 1.0%              | 5.5%  | 5.2%                    | 16.8%    | 0.0%               |
| 523      | 4.7%                                 | 36.6%                 | 46.3%   | 1.3%              | 6.7%  | 4.4%                    | 0.0%     | 0.0%               |
| 524      | 4.2%                                 | 10.9%                 | 74.8%   | 0.0%              | 6.9%  | 3.2%                    | 0.0%     | 0.0%               |
| 525      | 0.2%                                 | 25.1%                 | 41.9%   | 0.9%              | 7.1%  | 8.8%                    | 15.9%    | 0.0%               |
| 526      | 7.1%                                 | 15.8%                 | 40.2%   | 5.3%              | 11.3%   | 10.9%                   | 9.4%     | 0.0%               |
| 527      | 0.5%                                 | 6.8%                  | 48.3%   | 0.5%              | 7.2%  | 2.4%                    | 31.4%    | 2.9%               |
| 528      | 0.7%                                 | 36.2%                 | 50.7%   | 0.4%              | 9.6%  | 2.5%                    | 0.0%     | 0.0%               |
| 529      | 0.0%                                 | 31.5%                 | 7.0%  | 1.4%              | 2.1%  | 0.0%                    | 58.0%    | 0.0%               |
| 530      | 0.0%                                 | 7.6%                  | 16.7%   | 1.8%              | 5.1%  | 3.6%                    | 65.2%    | 0.0%               |

Tableau 18: répartition par niveau d'éducation au sein des cliniques (pourcentage)

### 1.14 Etat civil

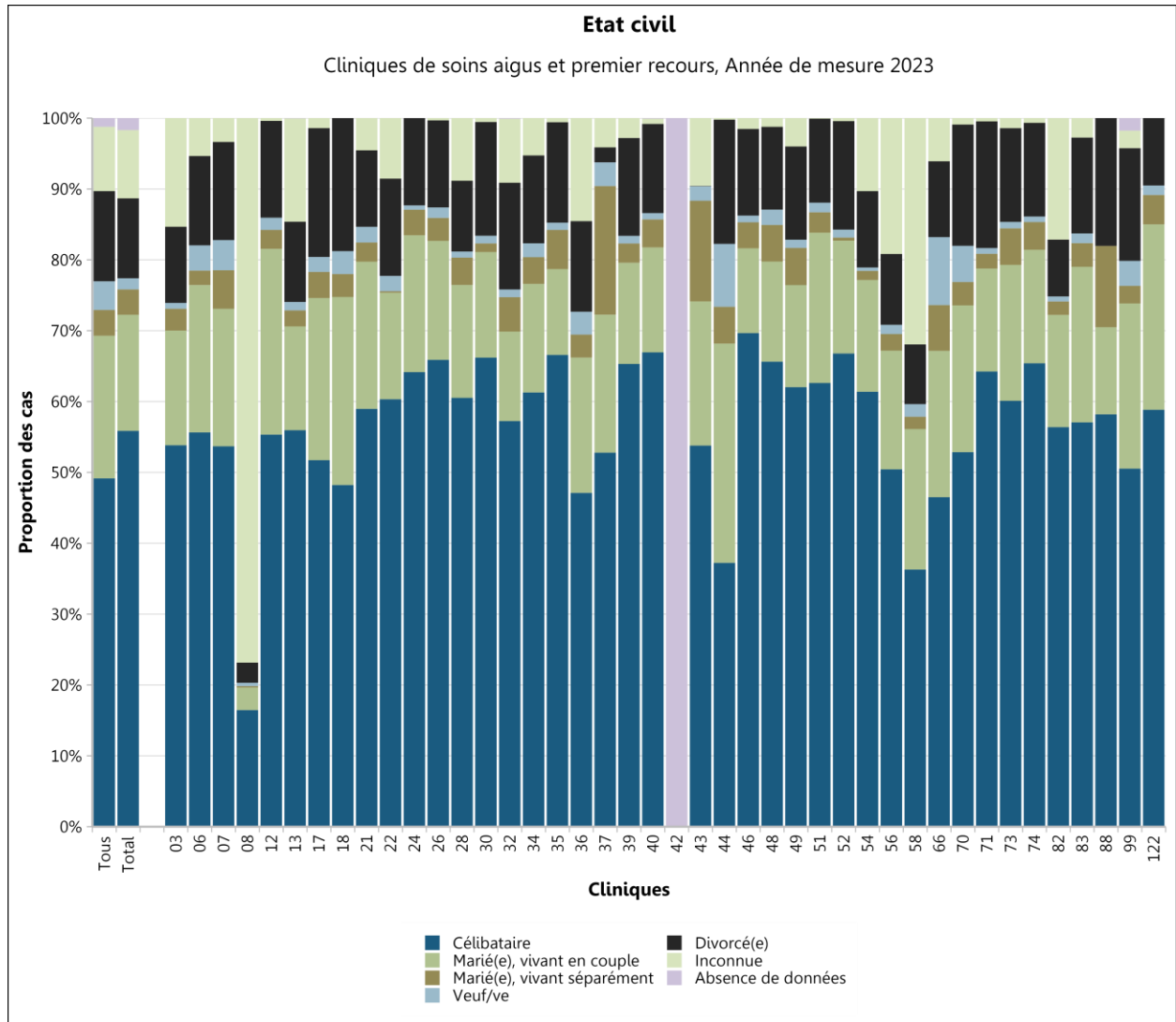


Figure 64: état civil au sein des centres de soins aigus et premier recours

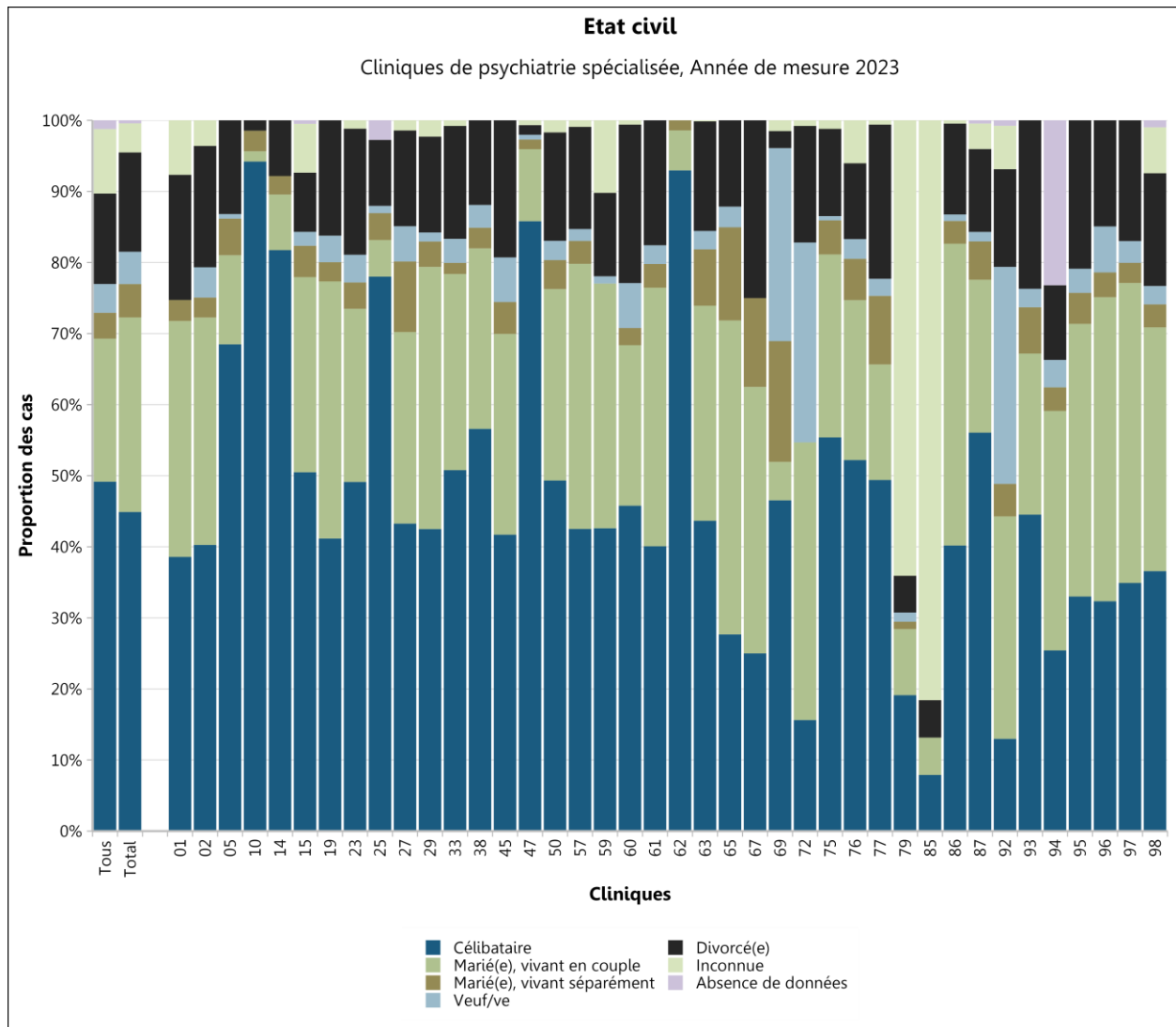


Figure 65: état civil au sein de la psychiatrie spécialisée

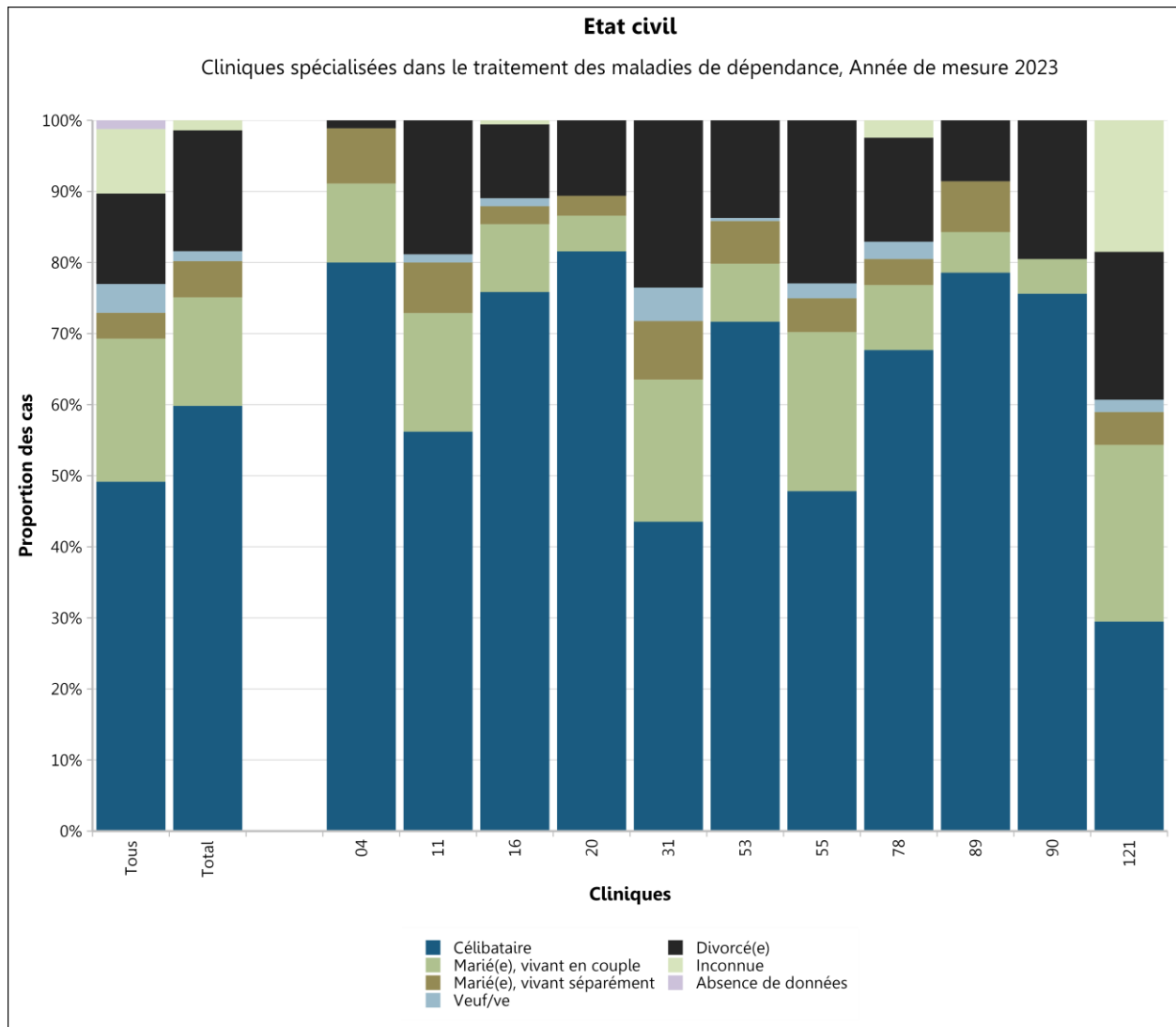


Figure 66: état civil au sein des cliniques spécialisées dans le traitement des maladies de dépendance

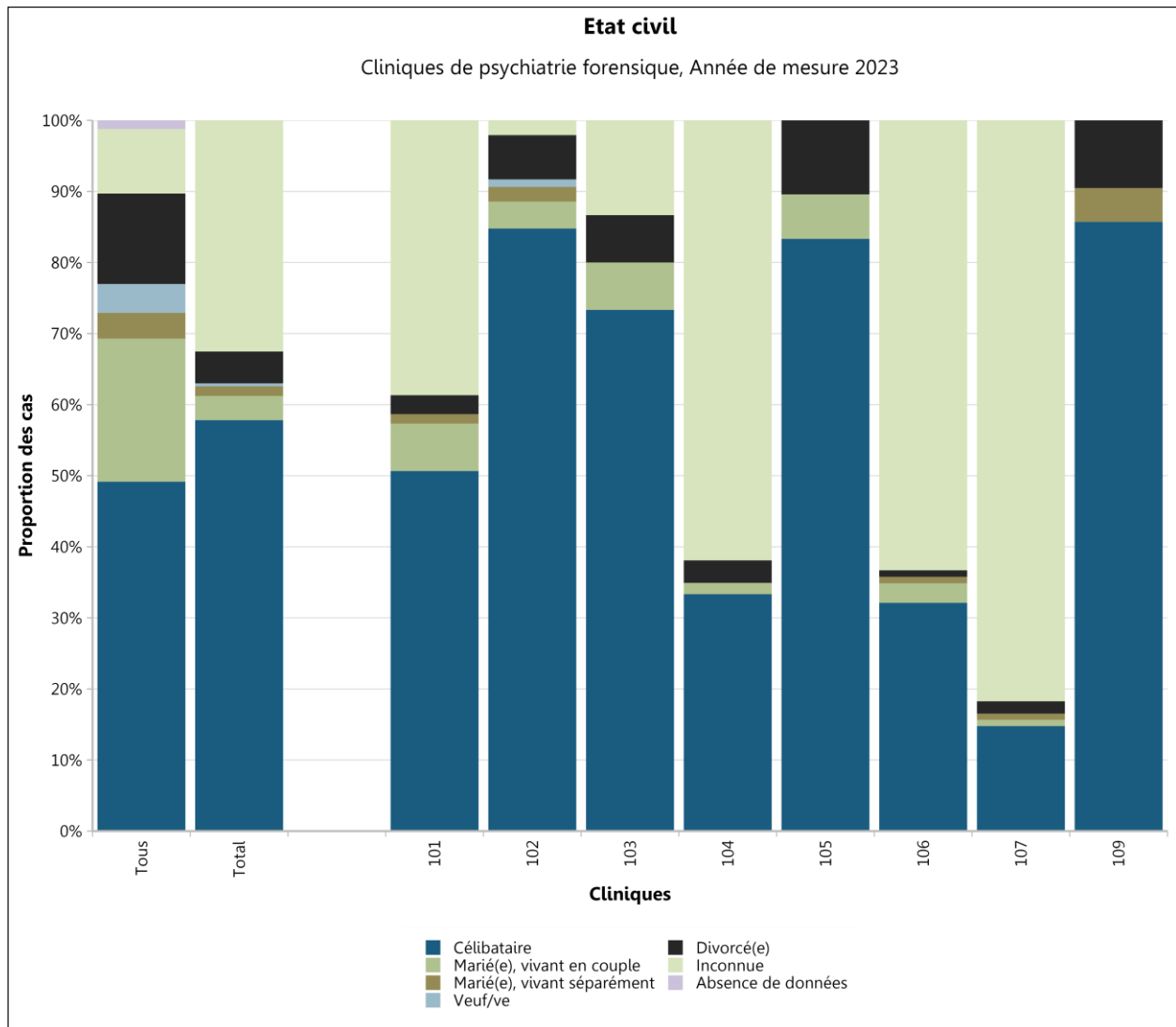


Figure 67: état civil au sein des cliniques de psychiatrie forensique

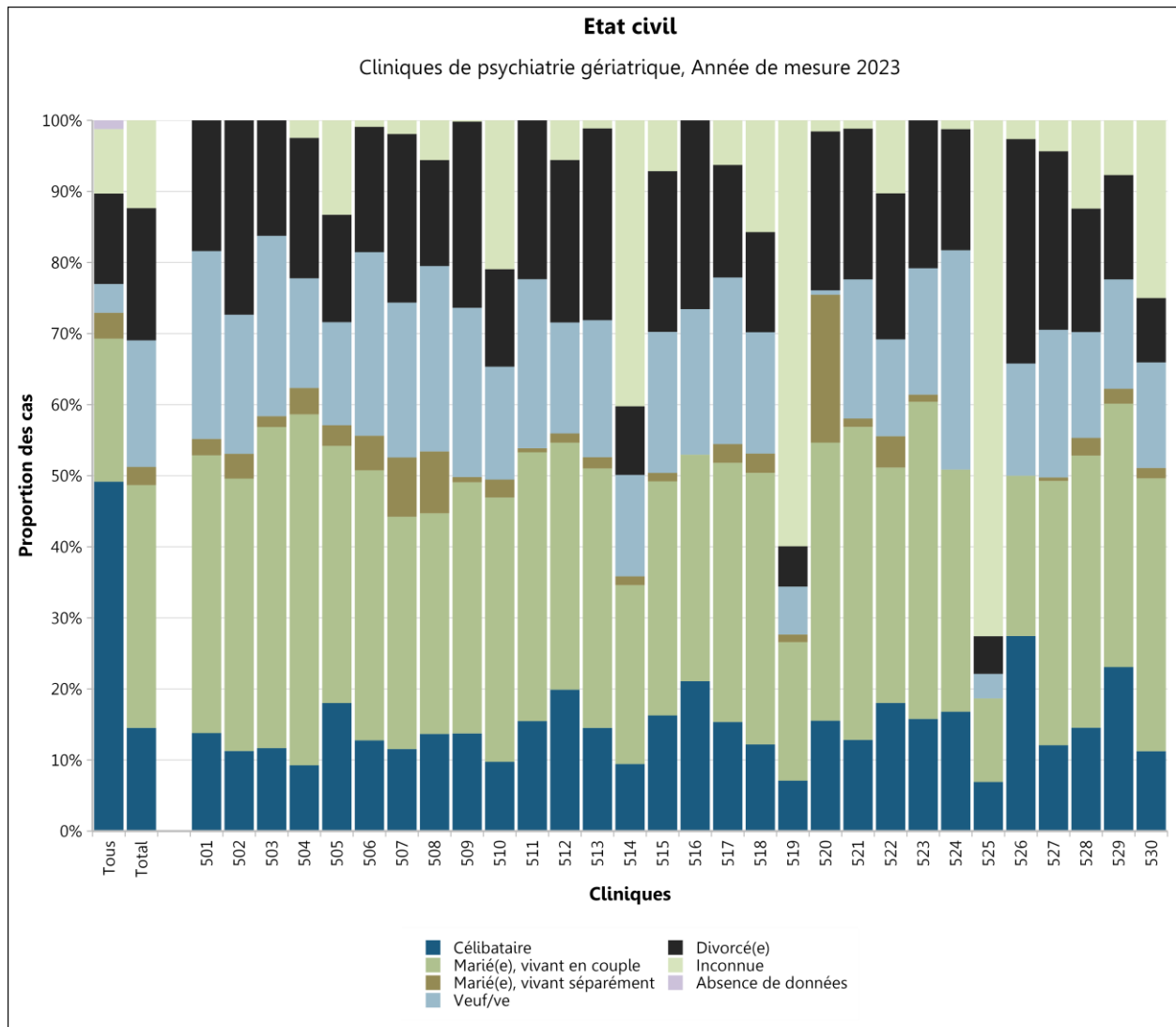


Figure 68: état civil au sein des cliniques de psychiatrie gériatrique

| Clinique                                    | Célibataire  | Marié(e), vivant en couple | Marié(e), vivant séparément | Veuf/ve     | Divorcé(e)   | Inconnue    | Absence de données |      |
|---|--------------|----------------------------|-----------------------------|-------------|--------------|-------------|--------------------|------|
| <b>Toutes les cliniques</b>                 | <b>43072</b> | <b>17635</b>               | <b>3191</b>                 | <b>3544</b> | <b>11148</b> | <b>7955</b> | <b>1070</b>        |      |
| Cliniques de soins aigus et premier recours | Total        | 33523                      | 9833                        | 2145        | 944          | 6769        | 5780               | 1014 |
|   | 03           | 1959                       | 589                         | 112         | 30           | 391         | 558                | 0    |
|   | 06           | 468                        | 175                         | 17          | 30           | 106         | 45                 | 0    |
|   | 07           | 415                        | 150                         | 42          | 33           | 107         | 26                 | 0    |
|   | 08           | 422                        | 82                          | 5           | 12           | 73          | 1971               | 0    |
|   | 12           | 705                        | 334                         | 34          | 22           | 174         | 5                  | 0    |
|   | 13           | 1363                       | 357                         | 55          | 29           | 276         | 355                | 1    |
|   | 17           | 660                        | 292                         | 47          | 27           | 232         | 18                 | 0    |
|   | 18           | 149                        | 82                          | 10          | 10           | 58          | 0                  | 0    |
|   | 21           | 934                        | 329                         | 43          | 35           | 171         | 72                 | 0    |
|   | 22           | 1753                       | 437                         | 6           | 63           | 399         | 248                | 0    |
|   | 24           | 943                        | 284                         | 53          | 9            | 181         | 0                  | 0    |
|   | 26           | 1464                       | 373                         | 72          | 33           | 273         | 7                  | 0    |
|   | 28           | 630                        | 166                         | 40          | 9            | 104         | 92                 | 0    |
|   | 30           | 1093                       | 246                         | 20          | 18           | 265         | 9                  | 0    |
|   | 32           | 684                        | 151                         | 58          | 13           | 180         | 108                | 1    |
|   | 34           | 815                        | 204                         | 50          | 26           | 165         | 70                 | 0    |
|   | 35           | 1038                       | 189                         | 86          | 16           | 221         | 9                  | 0    |
|   | 36           | 350                        | 142                         | 24          | 24           | 95          | 108                | 0    |
|   | 37           | 1024                       | 378                         | 352         | 65           | 41          | 80                 | 0    |
|   | 39           | 1325                       | 290                         | 55          | 22           | 280         | 57                 | 0    |
|   | 40           | 899                        | 199                         | 53          | 12           | 169         | 10                 | 1    |
|   | 42           | 0                          | 0                           | 0           | 0            | 0           | 0                  | 1006 |
|   | 43           | 1102                       | 417                         | 291         | 42           | 1           | 196                | 0    |
|   | 44           | 172                        | 143                         | 24          | 41           | 81          | 1                  | 0    |
|   | 46           | 1327                       | 228                         | 70          | 18           | 233         | 29                 | 0    |
|   | 48           | 483                        | 104                         | 38          | 16           | 86          | 9                  | 0    |
|   | 49           | 745                        | 173                         | 63          | 14           | 158         | 48                 | 0    |
|   | 51           | 829                        | 281                         | 38          | 18           | 157         | 1                  | 0    |
|   | 52           | 2865                       | 683                         | 19          | 48           | 657         | 18                 | 0    |
|   | 54           | 763                        | 196                         | 16          | 6            | 134         | 128                | 0    |
|   | 56           | 1352                       | 449                         | 63          | 35           | 268         | 514                | 0    |



| Clinique                             | Célibataire | Marié(e), vivant en couple | Marié(e), vivant séparément | Veuf/ve | Divorcé(e) | Inconnue | Absence de données |    |
|--------------------------------------|-------------|----------------------------|-----------------------------|---------|------------|----------|--------------------|----|
|                                      | 58          | 732                        | 400                         | 35      | 36         | 170      | 644                | 0  |
|                                      | 66          | 252                        | 112                         | 35      | 52         | 58       | 33                 | 0  |
|                                      | 70          | 176                        | 69                          | 11      | 17         | 57       | 3                  | 0  |
|                                      | 71          | 557                        | 126                         | 18      | 7          | 155      | 4                  | 0  |
|                                      | 73          | 595                        | 190                         | 51      | 9          | 131      | 14                 | 0  |
|                                      | 74          | 584                        | 143                         | 35      | 7          | 118      | 6                  | 0  |
|                                      | 82          | 865                        | 243                         | 29      | 11         | 123      | 263                | 0  |
|                                      | 83          | 291                        | 112                         | 17      | 7          | 69       | 14                 | 0  |
|                                      | 88          | 71                         | 15                          | 14      | 0          | 22       | 0                  | 0  |
|                                      | 99          | 143                        | 66                          | 7       | 10         | 45       | 7                  | 5  |
|                                      | 122         | 526                        | 234                         | 37      | 12         | 85       | 0                  | 0  |
| Cliniques de psychiatrie spécialisée | Total       | 5904                       | 3601                        | 617     | 598        | 1837     | 538                | 56 |
|                                      | 01          | 287                        | 247                         | 22      | 0          | 131      | 57                 | 0  |
|                                      | 02          | 302                        | 240                         | 21      | 32         | 128      | 27                 | 0  |
|                                      | 05          | 213                        | 39                          | 16      | 2          | 41       | 0                  | 0  |
|                                      | 10          | 65                         | 1                           | 2       | 0          | 1        | 0                  | 0  |
|                                      | 14          | 94                         | 9                           | 3       | 0          | 9        | 0                  | 0  |
|                                      | 15          | 103                        | 56                          | 9       | 4          | 17       | 14                 | 1  |
|                                      | 19          | 198                        | 174                         | 13      | 18         | 78       | 0                  | 0  |
|                                      | 23          | 252                        | 125                         | 19      | 20         | 91       | 6                  | 0  |
|                                      | 25          | 227                        | 15                          | 11      | 3          | 27       | 0                  | 8  |
|                                      | 27          | 61                         | 38                          | 14      | 7          | 19       | 2                  | 0  |
|                                      | 29          | 167                        | 145                         | 14      | 5          | 53       | 9                  | 0  |
|                                      | 33          | 195                        | 106                         | 6       | 13         | 61       | 3                  | 0  |
|                                      | 38          | 176                        | 79                          | 9       | 10         | 37       | 0                  | 0  |
|                                      | 45          | 93                         | 63                          | 10      | 14         | 43       | 0                  | 0  |
|                                      | 47          | 127                        | 15                          | 2       | 1          | 2        | 1                  | 0  |
|                                      | 50          | 291                        | 159                         | 24      | 16         | 90       | 10                 | 0  |
|                                      | 57          | 278                        | 244                         | 21      | 11         | 94       | 6                  | 0  |
|                                      | 59          | 167                        | 135                         | 0       | 4          | 46       | 40                 | 0  |
|                                      | 60          | 152                        | 75                          | 8       | 21         | 74       | 2                  | 0  |
|                                      | 61          | 228                        | 207                         | 19      | 15         | 100      | 0                  | 0  |
|                                      | 62          | 66                         | 4                           | 1       | 0          | 0        | 0                  | 0  |
|                                      | 63          | 303                        | 210                         | 55      | 18         | 107      | 1                  | 0  |

| Clinique   | Célibataire | Marié(e), vivant en couple | Marié(e), vivant séparément | Veuf/ve | Divorcé(e) | Inconnue | Absence de données |    |
|--|-------------|----------------------------|-----------------------------|---------|------------|----------|--------------------|----|
|  | 65          | 57                         | 91                          | 27      | 6          | 25       | 0                  | 0  |
|  | 67          | 2                          | 3                           | 1       | 0          | 2        | 0                  | 0  |
|  | 69          | 370                        | 43                          | 135     | 216        | 19       | 12                 | 0  |
|  | 72          | 20                         | 50                          | 0       | 36         | 21       | 1                  | 0  |
|  | 75          | 185                        | 86                          | 16      | 2          | 41       | 4                  | 0  |
|  | 76          | 225                        | 97                          | 25      | 12         | 46       | 26                 | 0  |
|  | 77          | 82                         | 27                          | 16      | 4          | 36       | 1                  | 0  |
|  | 79          | 74                         | 36                          | 4       | 5          | 20       | 248                | 0  |
|  | 85          | 3                          | 2                           | 0       | 0          | 2        | 31                 | 0  |
|  | 86          | 88                         | 93                          | 7       | 2          | 28       | 1                  | 0  |
|  | 87          | 125                        | 48                          | 12      | 3          | 26       | 8                  | 1  |
|  | 92          | 17                         | 41                          | 6       | 40         | 18       | 8                  | 1  |
|  | 93          | 171                        | 87                          | 25      | 10         | 91       | 0                  | 0  |
|  | 94          | 46                         | 61                          | 6       | 7          | 19       | 0                  | 42 |
|  | 95          | 68                         | 79                          | 9       | 7          | 43       | 0                  | 0  |
|  | 96          | 65                         | 86                          | 7       | 13         | 30       | 0                  | 0  |
|  | 97          | 148                        | 179                         | 12      | 13         | 72       | 0                  | 0  |
|  | 98          | 113                        | 106                         | 10      | 8          | 49       | 20                 | 3  |
| Cliniques spécialisées dans le traitement des maladies de dépendance | Total       | 1622                       | 414                         | 138     | 38         | 461      | 38                 | 0  |
|  | 04          | 72                         | 10                          | 7       | 0          | 1        | 0                  | 0  |
|  | 11          | 340                        | 101                         | 43      | 7          | 114      | 0                  | 0  |
|  | 16          | 270                        | 34                          | 9       | 4          | 37       | 2                  | 0  |
|  | 20          | 146                        | 9                           | 5       | 0          | 19       | 0                  | 0  |
|  | 31          | 37                         | 17                          | 7       | 4          | 20       | 0                  | 0  |
|  | 53          | 167                        | 19                          | 14      | 1          | 32       | 0                  | 0  |
|  | 55          | 342                        | 160                         | 34      | 15         | 164      | 0                  | 0  |
|  | 78          | 111                        | 15                          | 6       | 4          | 24       | 4                  | 0  |
|  | 89          | 55                         | 4                           | 5       | 0          | 6        | 0                  | 0  |
|  | 90          | 31                         | 2                           | 0       | 0          | 8        | 0                  | 0  |
|  | 121         | 51                         | 43                          | 8       | 3          | 36       | 32                 | 0  |
| Psychiatrie forensique   | Total       | 425                        | 25                          | 10      | 3          | 33       | 239                | 0  |

|                         | Clinique | Célibataire | Marié(e), vivant en couple | Marié(e), vivant séparément | Veuf/ve | Divorcé(e) | Inconnue | Absence de données |
|-------------------------|----------|-------------|----------------------------|-----------------------------|---------|------------|----------|--------------------|
|                         | 101      | 38          | 5                          | 1                           | 0       | 2          | 29       | 0                  |
|                         | 102      | 245         | 11                         | 6                           | 3       | 18         | 6        | 0                  |
|                         | 103      | 11          | 1                          | 0                           | 0       | 1          | 2        | 0                  |
|                         | 104      | 21          | 1                          | 0                           | 0       | 2          | 39       | 0                  |
|                         | 105      | 40          | 3                          | 0                           | 0       | 5          | 0        | 0                  |
|                         | 106      | 35          | 3                          | 1                           | 0       | 1          | 69       | 0                  |
|                         | 107      | 17          | 1                          | 1                           | 0       | 2          | 94       | 0                  |
|                         | 109      | 18          | 0                          | 1                           | 0       | 2          | 0        | 0                  |
| Psychiatrie gériatrique | Total    | 1598        | 3762                       | 281                         | 1961    | 2048       | 1360     | 0                  |
|                         | 501      | 12          | 34                         | 2                           | 23      | 16         | 0        | 0                  |
|                         | 502      | 42          | 143                        | 13                          | 73      | 102        | 0        | 0                  |
|                         | 503      | 23          | 89                         | 3                           | 50      | 32         | 0        | 0                  |
|                         | 504      | 15          | 80                         | 6                           | 25      | 32         | 4        | 0                  |
|                         | 505      | 118         | 237                        | 19                          | 95      | 99         | 87       | 0                  |
|                         | 506      | 42          | 125                        | 16                          | 85      | 58         | 3        | 0                  |
|                         | 507      | 18          | 51                         | 13                          | 34      | 37         | 3        | 0                  |
|                         | 508      | 44          | 100                        | 28                          | 84      | 48         | 18       | 0                  |
|                         | 509      | 75          | 193                        | 4                           | 130     | 143        | 1        | 0                  |
|                         | 510      | 27          | 103                        | 7                           | 44      | 38         | 58       | 0                  |
|                         | 511      | 54          | 132                        | 2                           | 83      | 78         | 0        | 0                  |
|                         | 512      | 107         | 187                        | 7                           | 84      | 123        | 30       | 0                  |
|                         | 513      | 64          | 161                        | 7                           | 85      | 119        | 5        | 0                  |
|                         | 514      | 84          | 224                        | 11                          | 127     | 86         | 358      | 0                  |
|                         | 515      | 41          | 83                         | 3                           | 50      | 57         | 18       | 0                  |
|                         | 516      | 135         | 204                        | 0                           | 131     | 170        | 0        | 0                  |
|                         | 517      | 93          | 221                        | 16                          | 142     | 96         | 38       | 0                  |
|                         | 518      | 45          | 141                        | 10                          | 63      | 52         | 58       | 0                  |
|                         | 519      | 20          | 55                         | 3                           | 19      | 16         | 169      | 0                  |
|                         | 520      | 50          | 126                        | 67                          | 2       | 72         | 5        | 0                  |
|                         | 521      | 55          | 189                        | 5                           | 84      | 91         | 5        | 0                  |
|                         | 522      | 86          | 158                        | 21                          | 65      | 98         | 49       | 0                  |
|                         | 523      | 47          | 133                        | 3                           | 53      | 62         | 0        | 0                  |
|                         | 524      | 68          | 138                        | 0                           | 125     | 69         | 5        | 0                  |
|                         | 525      | 30          | 51                         | 0                           | 15      | 23         | 315      | 0                  |

| Clinique | Célibataire | Marié(e), vivant en couple | Marié(e), vivant séparément | Veuf/ve | Divorcé(e) | Inconnue | Absence de données |  |
|----------|-------------|----------------------------|-----------------------------|---------|------------|----------|--------------------|--|
| 526      | 73          | 60                         | 0                           | 42      | 84         | 7        | 0                  |  |
| 527      | 25          | 77                         | 1                           | 43      | 52         | 9        | 0                  |  |
| 528      | 41          | 108                        | 7                           | 42      | 49         | 35       | 0                  |  |
| 529      | 33          | 53                         | 3                           | 22      | 21         | 11       | 0                  |  |
| 530      | 31          | 106                        | 4                           | 41      | 25         | 69       | 0                  |  |

Tableau 19: état civil au sein des cliniques (nombre de cas)

| Clinique                                    | Célibataire  | Marié(e), vivant en couple | Marié(e), vivant séparément | Veuf/ve     | Divorcé(e)   | Inconnue    | Absence de données |      |
|---|--------------|----------------------------|-----------------------------|-------------|--------------|-------------|--------------------|------|
| <b>Toutes les cliniques</b>                 | <b>49.2%</b> | <b>20.1%</b>               | <b>3.6%</b>                 | <b>4.0%</b> | <b>12.7%</b> | <b>9.1%</b> | <b>1.2%</b>        |      |
| Cliniques de soins aigus et premier recours | Total        | 55.9%                      | 16.4%                       | 3.6%        | 1.6%         | 11.3%       | 9.6%               | 1.7% |
|   | 03           | 53.8%                      | 16.2%                       | 3.1%        | 0.8%         | 10.7%       | 15.3%              | 0.0% |
|   | 06           | 55.6%                      | 20.8%                       | 2.0%        | 3.6%         | 12.6%       | 5.4%               | 0.0% |
|   | 07           | 53.7%                      | 19.4%                       | 5.4%        | 4.3%         | 13.8%       | 3.4%               | 0.0% |
|   | 08           | 16.5%                      | 3.2%                        | 0.2%        | 0.5%         | 2.8%        | 76.8%              | 0.0% |
|   | 12           | 55.3%                      | 26.2%                       | 2.7%        | 1.7%         | 13.7%       | 0.4%               | 0.0% |
|   | 13           | 56.0%                      | 14.7%                       | 2.3%        | 1.2%         | 11.3%       | 14.6%              | 0.0% |
|   | 17           | 51.7%                      | 22.9%                       | 3.7%        | 2.1%         | 18.2%       | 1.4%               | 0.0% |
|   | 18           | 48.2%                      | 26.5%                       | 3.2%        | 3.2%         | 18.8%       | 0.0%               | 0.0% |
|   | 21           | 59.0%                      | 20.8%                       | 2.7%        | 2.2%         | 10.8%       | 4.5%               | 0.0% |
|   | 22           | 60.3%                      | 15.0%                       | 0.2%        | 2.2%         | 13.7%       | 8.5%               | 0.0% |
|   | 24           | 64.1%                      | 19.3%                       | 3.6%        | 0.6%         | 12.3%       | 0.0%               | 0.0% |
|   | 26           | 65.9%                      | 16.8%                       | 3.2%        | 1.5%         | 12.3%       | 0.3%               | 0.0% |
|   | 28           | 60.5%                      | 15.9%                       | 3.8%        | 0.9%         | 10.0%       | 8.8%               | 0.0% |
|   | 30           | 66.2%                      | 14.9%                       | 1.2%        | 1.1%         | 16.1%       | 0.5%               | 0.0% |
|   | 32           | 57.2%                      | 12.6%                       | 4.9%        | 1.1%         | 15.1%       | 9.0%               | 0.1% |
|   | 34           | 61.3%                      | 15.3%                       | 3.8%        | 2.0%         | 12.4%       | 5.3%               | 0.0% |
|   | 35           | 66.6%                      | 12.1%                       | 5.5%        | 1.0%         | 14.2%       | 0.6%               | 0.0% |
|   | 36           | 47.1%                      | 19.1%                       | 3.2%        | 3.2%         | 12.8%       | 14.5%              | 0.0% |
|   | 37           | 52.8%                      | 19.5%                       | 18.1%       | 3.4%         | 2.1%        | 4.1%               | 0.0% |
|   | 39           | 65.3%                      | 14.3%                       | 2.7%        | 1.1%         | 13.8%       | 2.8%               | 0.0% |
|   | 40           | 66.9%                      | 14.8%                       | 3.9%        | 0.9%         | 12.6%       | 0.7%               | 0.1% |
|   | 42           | 0.0%                       | 0.0%                        | 0.0%        | 0.0%         | 0.0%        | 0.0%               | 100% |
|   | 43           | 53.8%                      | 20.4%                       | 14.2%       | 2.0%         | 0.0%        | 9.6%               | 0.0% |
|   | 44           | 37.2%                      | 31.0%                       | 5.2%        | 8.9%         | 17.5%       | 0.2%               | 0.0% |
|   | 46           | 69.7%                      | 12.0%                       | 3.7%        | 0.9%         | 12.2%       | 1.5%               | 0.0% |
|   | 48           | 65.6%                      | 14.1%                       | 5.2%        | 2.2%         | 11.7%       | 1.2%               | 0.0% |
|   | 49           | 62.0%                      | 14.4%                       | 5.2%        | 1.2%         | 13.2%       | 4.0%               | 0.0% |
|   | 51           | 62.6%                      | 21.2%                       | 2.9%        | 1.4%         | 11.9%       | 0.1%               | 0.0% |
|   | 52           | 66.8%                      | 15.9%                       | 0.4%        | 1.1%         | 15.3%       | 0.4%               | 0.0% |
|   | 54           | 61.4%                      | 15.8%                       | 1.3%        | 0.5%         | 10.8%       | 10.3%              | 0.0% |
|   | 56           | 50.4%                      | 16.7%                       | 2.3%        | 1.3%         | 10.0%       | 19.2%              | 0.0% |

| Clinique                             | Célibataire | Marié(e), vivant en couple | Marié(e), vivant séparément | Veuf/ve | Divorcé(e) | Inconnue | Absence de données |      |
|--------------------------------------|-------------|----------------------------|-----------------------------|---------|------------|----------|--------------------|------|
|                                      | 58          | 36.3%                      | 19.8%                       | 1.7%    | 1.8%       | 8.4%     | 31.9%              | 0.0% |
|                                      | 66          | 46.5%                      | 20.7%                       | 6.5%    | 9.6%       | 10.7%    | 6.1%               | 0.0% |
|                                      | 70          | 52.9%                      | 20.7%                       | 3.3%    | 5.1%       | 17.1%    | 0.9%               | 0.0% |
|                                      | 71          | 64.2%                      | 14.5%                       | 2.1%    | 0.8%       | 17.9%    | 0.5%               | 0.0% |
|                                      | 73          | 60.1%                      | 19.2%                       | 5.2%    | 0.9%       | 13.2%    | 1.4%               | 0.0% |
|                                      | 74          | 65.4%                      | 16.0%                       | 3.9%    | 0.8%       | 13.2%    | 0.7%               | 0.0% |
|                                      | 82          | 56.4%                      | 15.8%                       | 1.9%    | 0.7%       | 8.0%     | 17.1%              | 0.0% |
|                                      | 83          | 57.1%                      | 22.0%                       | 3.3%    | 1.4%       | 13.5%    | 2.7%               | 0.0% |
|                                      | 88          | 58.2%                      | 12.3%                       | 11.5%   | 0.0%       | 18.0%    | 0.0%               | 0.0% |
|                                      | 99          | 50.5%                      | 23.3%                       | 2.5%    | 3.5%       | 15.9%    | 2.5%               | 1.8% |
|                                      | 122         | 58.8%                      | 26.2%                       | 4.1%    | 1.3%       | 9.5%     | 0.0%               | 0.0% |
| Cliniques de psychiatrie spécialisée | Total       | 44.9%                      | 27.4%                       | 4.7%    | 4.5%       | 14.0%    | 4.1%               | 0.4% |
|                                      | 01          | 38.6%                      | 33.2%                       | 3.0%    | 0.0%       | 17.6%    | 7.7%               | 0.0% |
|                                      | 02          | 40.3%                      | 32.0%                       | 2.8%    | 4.3%       | 17.1%    | 3.6%               | 0.0% |
|                                      | 05          | 68.5%                      | 12.5%                       | 5.1%    | 0.6%       | 13.2%    | 0.0%               | 0.0% |
|                                      | 10          | 94.2%                      | 1.4%                        | 2.9%    | 0.0%       | 1.4%     | 0.0%               | 0.0% |
|                                      | 14          | 81.7%                      | 7.8%                        | 2.6%    | 0.0%       | 7.8%     | 0.0%               | 0.0% |
|                                      | 15          | 50.5%                      | 27.5%                       | 4.4%    | 2.0%       | 8.3%     | 6.9%               | 0.5% |
|                                      | 19          | 41.2%                      | 36.2%                       | 2.7%    | 3.7%       | 16.2%    | 0.0%               | 0.0% |
|                                      | 23          | 49.1%                      | 24.4%                       | 3.7%    | 3.9%       | 17.7%    | 1.2%               | 0.0% |
|                                      | 25          | 78.0%                      | 5.2%                        | 3.8%    | 1.0%       | 9.3%     | 0.0%               | 2.7% |
|                                      | 27          | 43.3%                      | 27.0%                       | 9.9%    | 5.0%       | 13.5%    | 1.4%               | 0.0% |
|                                      | 29          | 42.5%                      | 36.9%                       | 3.6%    | 1.3%       | 13.5%    | 2.3%               | 0.0% |
|                                      | 33          | 50.8%                      | 27.6%                       | 1.6%    | 3.4%       | 15.9%    | 0.8%               | 0.0% |
|                                      | 38          | 56.6%                      | 25.4%                       | 2.9%    | 3.2%       | 11.9%    | 0.0%               | 0.0% |
|                                      | 45          | 41.7%                      | 28.3%                       | 4.5%    | 6.3%       | 19.3%    | 0.0%               | 0.0% |
|                                      | 47          | 85.8%                      | 10.1%                       | 1.4%    | 0.7%       | 1.4%     | 0.7%               | 0.0% |
|                                      | 50          | 49.3%                      | 26.9%                       | 4.1%    | 2.7%       | 15.3%    | 1.7%               | 0.0% |
|                                      | 57          | 42.5%                      | 37.3%                       | 3.2%    | 1.7%       | 14.4%    | 0.9%               | 0.0% |
|                                      | 59          | 42.6%                      | 34.4%                       | 0.0%    | 1.0%       | 11.7%    | 10.2%              | 0.0% |
|                                      | 60          | 45.8%                      | 22.6%                       | 2.4%    | 6.3%       | 22.3%    | 0.6%               | 0.0% |
|                                      | 61          | 40.1%                      | 36.4%                       | 3.3%    | 2.6%       | 17.6%    | 0.0%               | 0.0% |
|                                      | 62          | 93.0%                      | 5.6%                        | 1.4%    | 0.0%       | 0.0%     | 0.0%               | 0.0% |
|                                      | 63          | 43.7%                      | 30.3%                       | 7.9%    | 2.6%       | 15.4%    | 0.1%               | 0.0% |

| Clinique   | Célibataire | Marié(e), vivant en couple | Marié(e), vivant séparément | Veuf/ve | Divorcé(e) | Inconnue | Absence de données |      |
|--|-------------|----------------------------|-----------------------------|---------|------------|----------|--------------------|------|
| 65   | 27.7%       | 44.2%                      | 13.1%                       | 2.9%    | 12.1%      | 0.0%     | 0.0%               |      |
| 67   | 25.0%       | 37.5%                      | 12.5%                       | 0.0%    | 25.0%      | 0.0%     | 0.0%               |      |
| 69   | 46.5%       | 5.4%                       | 17.0%                       | 27.2%   | 2.4%       | 1.5%     | 0.0%               |      |
| 72   | 15.6%       | 39.1%                      | 0.0%                        | 28.1%   | 16.4%      | 0.8%     | 0.0%               |      |
| 75   | 55.4%       | 25.7%                      | 4.8%                        | 0.6%    | 12.3%      | 1.2%     | 0.0%               |      |
| 76   | 52.2%       | 22.5%                      | 5.8%                        | 2.8%    | 10.7%      | 6.0%     | 0.0%               |      |
| 77   | 49.4%       | 16.3%                      | 9.6%                        | 2.4%    | 21.7%      | 0.6%     | 0.0%               |      |
| 79   | 19.1%       | 9.3%                       | 1.0%                        | 1.3%    | 5.2%       | 64.1%    | 0.0%               |      |
| 85   | 7.9%        | 5.3%                       | 0.0%                        | 0.0%    | 5.3%       | 81.6%    | 0.0%               |      |
| 86   | 40.2%       | 42.5%                      | 3.2%                        | 0.9%    | 12.8%      | 0.5%     | 0.0%               |      |
| 87   | 56.1%       | 21.5%                      | 5.4%                        | 1.3%    | 11.7%      | 3.6%     | 0.4%               |      |
| 92   | 13.0%       | 31.3%                      | 4.6%                        | 30.5%   | 13.7%      | 6.1%     | 0.8%               |      |
| 93   | 44.5%       | 22.7%                      | 6.5%                        | 2.6%    | 23.7%      | 0.0%     | 0.0%               |      |
| 94   | 25.4%       | 33.7%                      | 3.3%                        | 3.9%    | 10.5%      | 0.0%     | 23.2%              |      |
| 95   | 33.0%       | 38.3%                      | 4.4%                        | 3.4%    | 20.9%      | 0.0%     | 0.0%               |      |
| 96   | 32.3%       | 42.8%                      | 3.5%                        | 6.5%    | 14.9%      | 0.0%     | 0.0%               |      |
| 97   | 34.9%       | 42.2%                      | 2.8%                        | 3.1%    | 17.0%      | 0.0%     | 0.0%               |      |
| 98   | 36.6%       | 34.3%                      | 3.2%                        | 2.6%    | 15.9%      | 6.5%     | 1.0%               |      |
| Cliniques spécialisées dans le traitement des maladies de dépendance | Total       | 59.8%                      | 15.3%                       | 5.1%    | 1.4%       | 17.0%    | 1.4%               | 0.0% |
| 04   | 80.0%       | 11.1%                      | 7.8%                        | 0.0%    | 1.1%       | 0.0%     | 0.0%               |      |
| 11   | 56.2%       | 16.7%                      | 7.1%                        | 1.2%    | 18.8%      | 0.0%     | 0.0%               |      |
| 16   | 75.8%       | 9.6%                       | 2.5%                        | 1.1%    | 10.4%      | 0.6%     | 0.0%               |      |
| 20   | 81.6%       | 5.0%                       | 2.8%                        | 0.0%    | 10.6%      | 0.0%     | 0.0%               |      |
| 31   | 43.5%       | 20.0%                      | 8.2%                        | 4.7%    | 23.5%      | 0.0%     | 0.0%               |      |
| 53   | 71.7%       | 8.2%                       | 6.0%                        | 0.4%    | 13.7%      | 0.0%     | 0.0%               |      |
| 55   | 47.8%       | 22.4%                      | 4.8%                        | 2.1%    | 22.9%      | 0.0%     | 0.0%               |      |
| 78   | 67.7%       | 9.1%                       | 3.7%                        | 2.4%    | 14.6%      | 2.4%     | 0.0%               |      |
| 89   | 78.6%       | 5.7%                       | 7.1%                        | 0.0%    | 8.6%       | 0.0%     | 0.0%               |      |
| 90   | 75.6%       | 4.9%                       | 0.0%                        | 0.0%    | 19.5%      | 0.0%     | 0.0%               |      |
| 121  | 29.5%       | 24.9%                      | 4.6%                        | 1.7%    | 20.8%      | 18.5%    | 0.0%               |      |
| Psychiatrie forensique   | Total       | 57.8%                      | 3.4%                        | 1.4%    | 0.4%       | 4.5%     | 32.5%              | 0.0% |

| Clinique                | Célibataire | Marié(e), vivant en couple | Marié(e), vivant séparément | Veuf/ve | Divorcé(e) | Inconnue | Absence de données |      |
|-------------------------|-------------|----------------------------|-----------------------------|---------|------------|----------|--------------------|------|
|                         | 101         | 50.7%                      | 6.7%                        | 1.3%    | 0.0%       | 2.7%     | 38.7%              | 0.0% |
|                         | 102         | 84.8%                      | 3.8%                        | 2.1%    | 1.0%       | 6.2%     | 2.1%               | 0.0% |
|                         | 103         | 73.3%                      | 6.7%                        | 0.0%    | 0.0%       | 6.7%     | 13.3%              | 0.0% |
|                         | 104         | 33.3%                      | 1.6%                        | 0.0%    | 0.0%       | 3.2%     | 61.9%              | 0.0% |
|                         | 105         | 83.3%                      | 6.2%                        | 0.0%    | 0.0%       | 10.4%    | 0.0%               | 0.0% |
|                         | 106         | 32.1%                      | 2.8%                        | 0.9%    | 0.0%       | 0.9%     | 63.3%              | 0.0% |
|                         | 107         | 14.8%                      | 0.9%                        | 0.9%    | 0.0%       | 1.7%     | 81.7%              | 0.0% |
|                         | 109         | 85.7%                      | 0.0%                        | 4.8%    | 0.0%       | 9.5%     | 0.0%               | 0.0% |
| Psychiatrie gériatrique | Total       | 14.5%                      | 34.2%                       | 2.6%    | 17.8%      | 18.6%    | 12.4%              | 0.0% |
|                         | 501         | 13.8%                      | 39.1%                       | 2.3%    | 26.4%      | 18.4%    | 0.0%               | 0.0% |
|                         | 502         | 11.3%                      | 38.3%                       | 3.5%    | 19.6%      | 27.3%    | 0.0%               | 0.0% |
|                         | 503         | 11.7%                      | 45.2%                       | 1.5%    | 25.4%      | 16.2%    | 0.0%               | 0.0% |
|                         | 504         | 9.3%                       | 49.4%                       | 3.7%    | 15.4%      | 19.8%    | 2.5%               | 0.0% |
|                         | 505         | 18.0%                      | 36.2%                       | 2.9%    | 14.5%      | 15.1%    | 13.3%              | 0.0% |
|                         | 506         | 12.8%                      | 38.0%                       | 4.9%    | 25.8%      | 17.6%    | 0.9%               | 0.0% |
|                         | 507         | 11.5%                      | 32.7%                       | 8.3%    | 21.8%      | 23.7%    | 1.9%               | 0.0% |
|                         | 508         | 13.7%                      | 31.1%                       | 8.7%    | 26.1%      | 14.9%    | 5.6%               | 0.0% |
|                         | 509         | 13.7%                      | 35.3%                       | 0.7%    | 23.8%      | 26.2%    | 0.2%               | 0.0% |
|                         | 510         | 9.7%                       | 37.2%                       | 2.5%    | 15.9%      | 13.7%    | 20.9%              | 0.0% |
|                         | 511         | 15.5%                      | 37.8%                       | 0.6%    | 23.8%      | 22.3%    | 0.0%               | 0.0% |
|                         | 512         | 19.9%                      | 34.8%                       | 1.3%    | 15.6%      | 22.9%    | 5.6%               | 0.0% |
|                         | 513         | 14.5%                      | 36.5%                       | 1.6%    | 19.3%      | 27.0%    | 1.1%               | 0.0% |
|                         | 514         | 9.4%                       | 25.2%                       | 1.2%    | 14.3%      | 9.7%     | 40.2%              | 0.0% |
|                         | 515         | 16.3%                      | 32.9%                       | 1.2%    | 19.8%      | 22.6%    | 7.1%               | 0.0% |
|                         | 516         | 21.1%                      | 31.9%                       | 0.0%    | 20.5%      | 26.6%    | 0.0%               | 0.0% |
|                         | 517         | 15.3%                      | 36.5%                       | 2.6%    | 23.4%      | 15.8%    | 6.3%               | 0.0% |
|                         | 518         | 12.2%                      | 38.2%                       | 2.7%    | 17.1%      | 14.1%    | 15.7%              | 0.0% |
|                         | 519         | 7.1%                       | 19.5%                       | 1.1%    | 6.7%       | 5.7%     | 59.9%              | 0.0% |
|                         | 520         | 15.5%                      | 39.1%                       | 20.8%   | 0.6%       | 22.4%    | 1.6%               | 0.0% |
|                         | 521         | 12.8%                      | 44.1%                       | 1.2%    | 19.6%      | 21.2%    | 1.2%               | 0.0% |
|                         | 522         | 18.0%                      | 33.1%                       | 4.4%    | 13.6%      | 20.5%    | 10.3%              | 0.0% |
|                         | 523         | 15.8%                      | 44.6%                       | 1.0%    | 17.8%      | 20.8%    | 0.0%               | 0.0% |
|                         | 524         | 16.8%                      | 34.1%                       | 0.0%    | 30.9%      | 17.0%    | 1.2%               | 0.0% |
|                         | 525         | 6.9%                       | 11.8%                       | 0.0%    | 3.5%       | 5.3%     | 72.6%              | 0.0% |



| Clinique | Célibataire | Marié(e), vivant en couple | Marié(e), vivant séparément | Veuf/ve | Divorcé(e) | Inconnue | Absence de données |
|----------|-------------|----------------------------|-----------------------------|---------|------------|----------|--------------------|
| 526      | 27.4%       | 22.6%                      | 0.0%                        | 15.8%   | 31.6%      | 2.6%     | 0.0%               |
| 527      | 12.1%       | 37.2%                      | 0.5%                        | 20.8%   | 25.1%      | 4.3%     | 0.0%               |
| 528      | 14.5%       | 38.3%                      | 2.5%                        | 14.9%   | 17.4%      | 12.4%    | 0.0%               |
| 529      | 23.1%       | 37.1%                      | 2.1%                        | 15.4%   | 14.7%      | 7.7%     | 0.0%               |
| 530      | 11.2%       | 38.4%                      | 1.4%                        | 14.9%   | 9.1%       | 25.0%    | 0.0%               |

Tableau 20: état civil au sein des cliniques (pourcentage)

### 1.15 Occupation avant l'admission

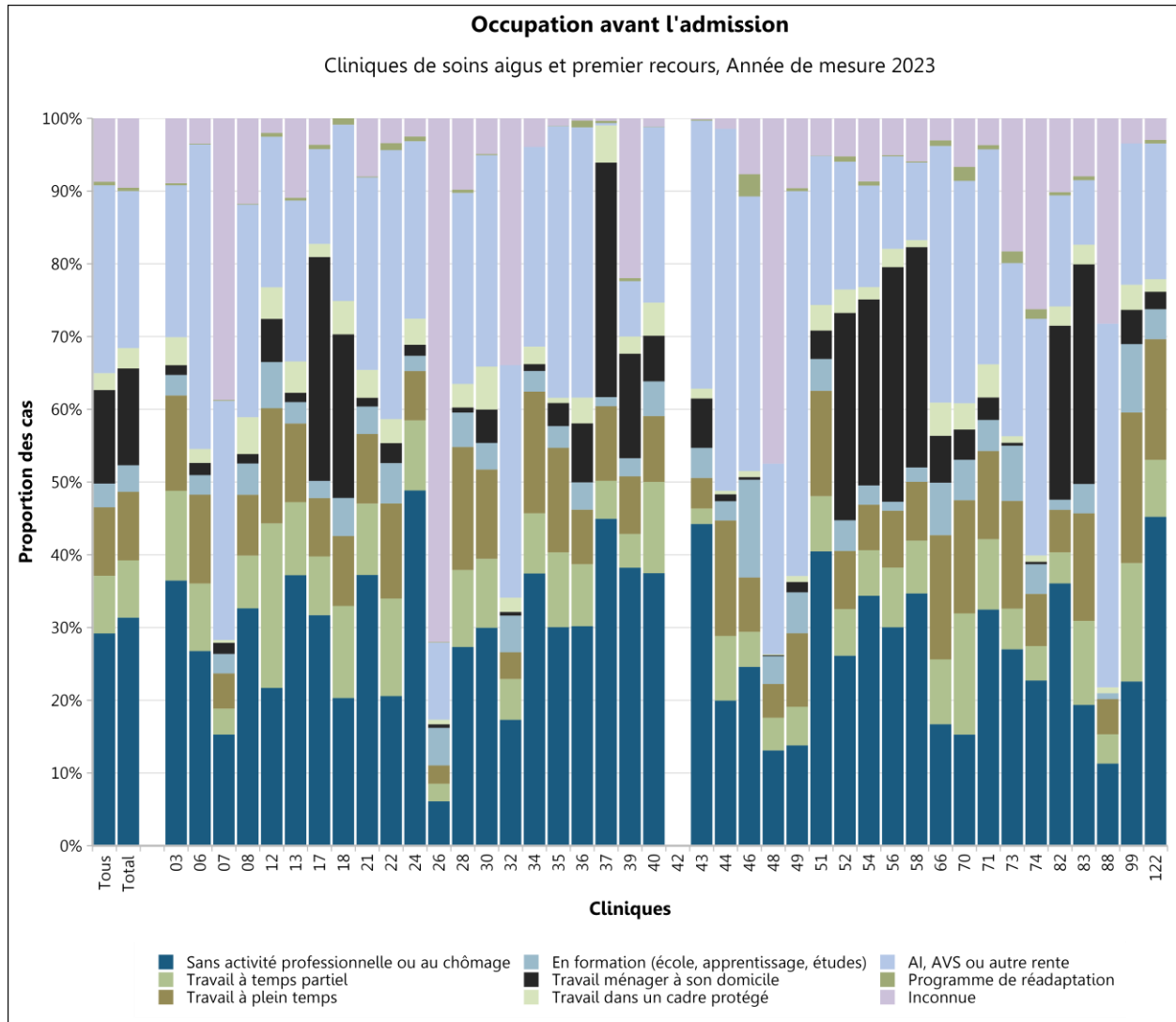


Figure 69: occupation avant l'admission au sein des centres de soins aigus et premier recours

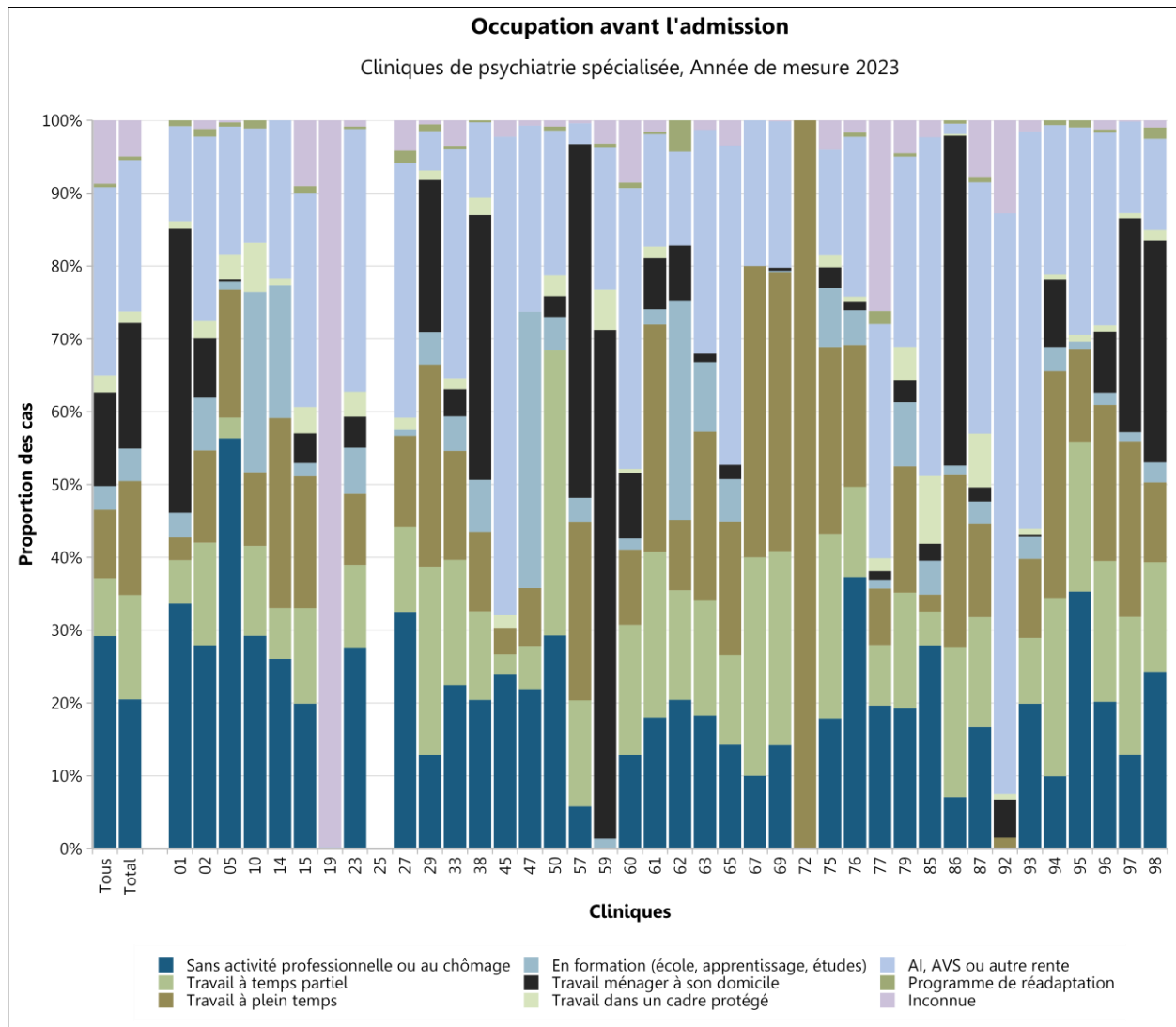


Figure 70: occupation avant l'admission au sein de la psychiatrie spécialisée

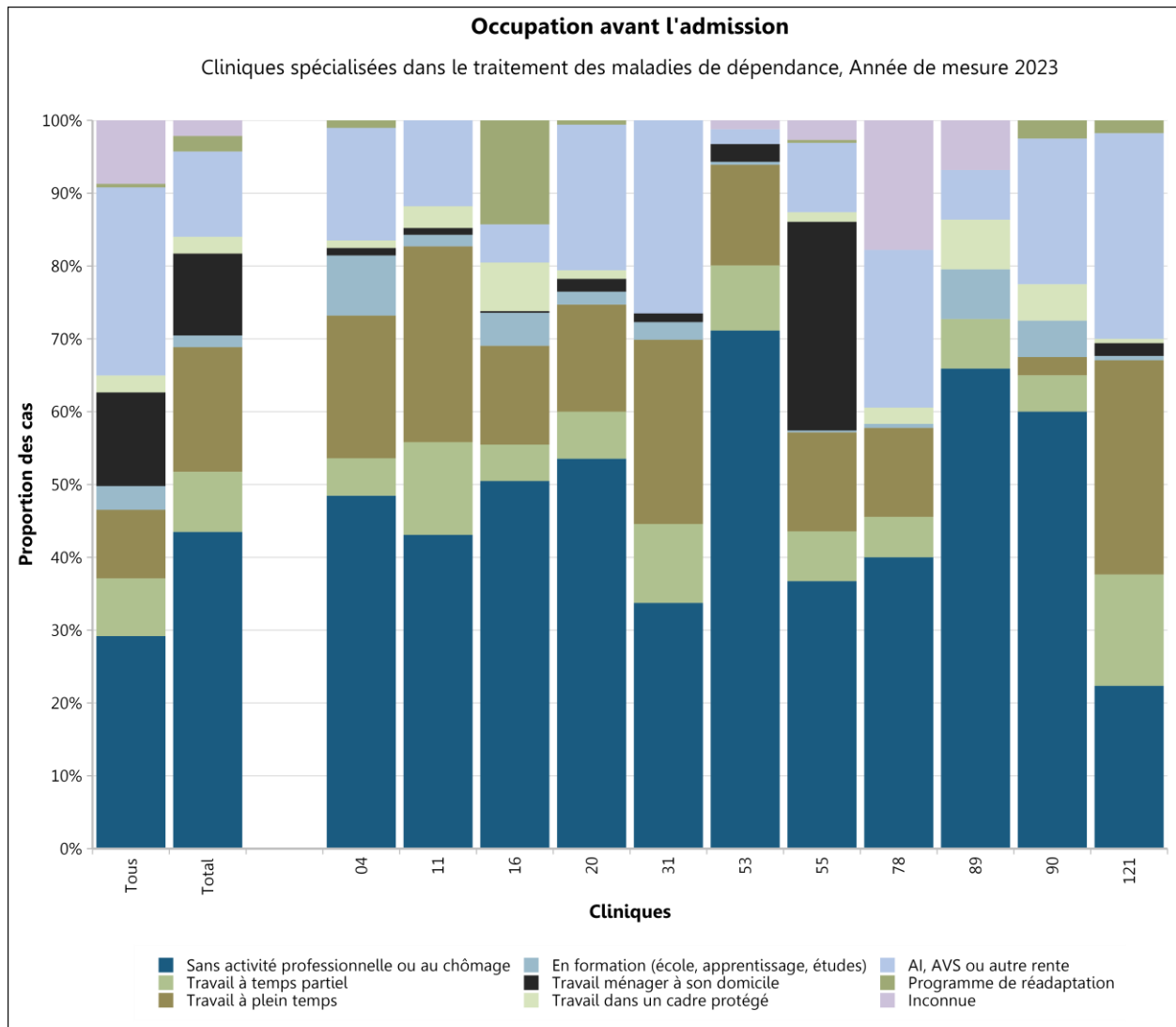


Figure 71: occupation avant l'admission au sein des cliniques spécialisées dans le traitement des maladies de dépendance

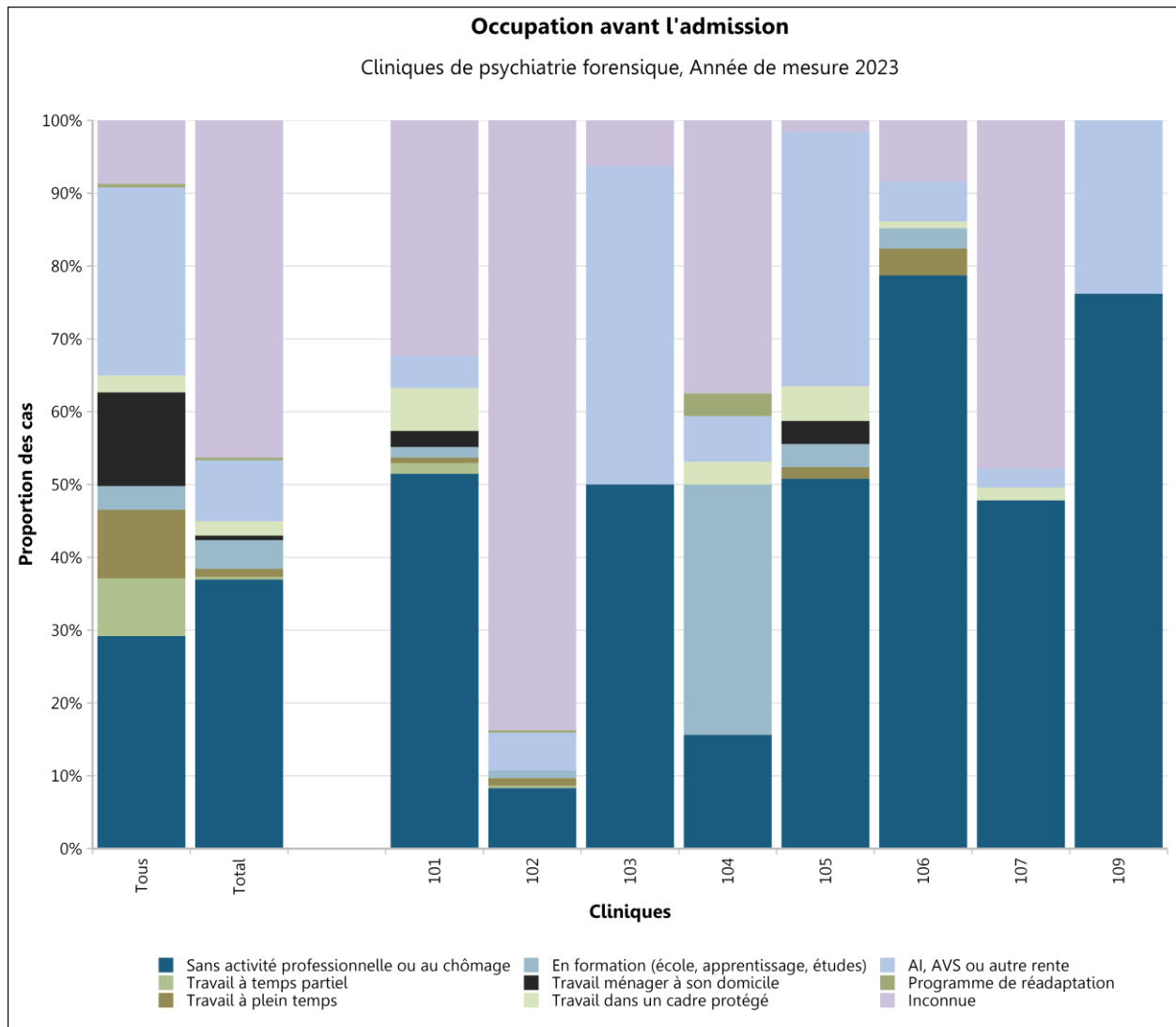


Figure 72: occupation avant l'admission au sein des cliniques de psychiatrie forensique

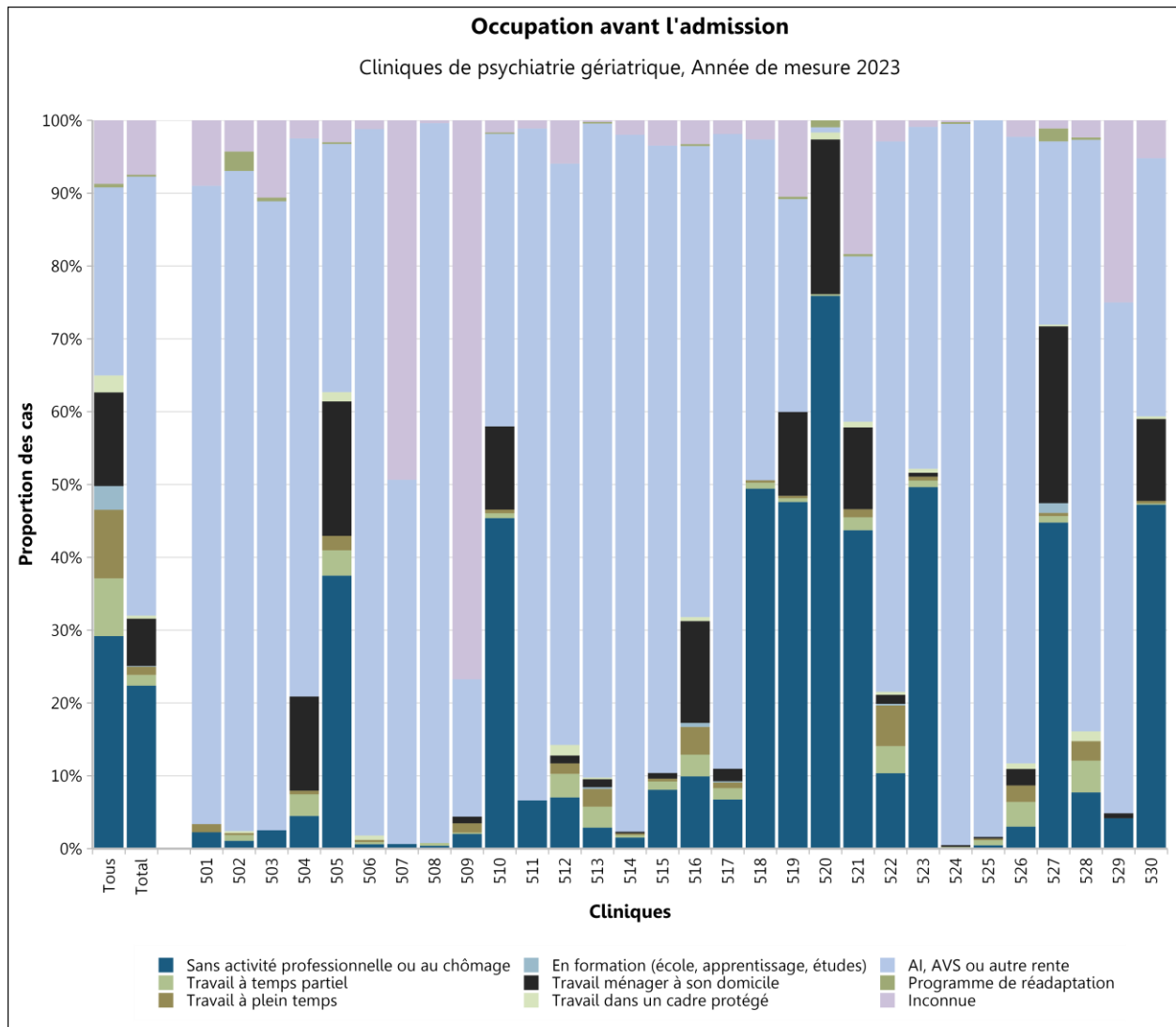


Figure 73: occupation avant l'admission au sein des cliniques de psychiatrie gériatrique

| Clinique                                    |       | Travail à temps partiel | Travail à plein temps | Sans activité professionnelle ou au chômage | Travail ménager à son domicile | En formation (école, apprentissage, études) | Programme de réadaptation | AI, AVS ou autre rente | Travail dans un cadre protégé | Inconnue    |
|---|-------|-------------------------|-----------------------|---|--------------------------------|---|---------------------------|------------------------|-------------------------------|-------------|
| <b>Toutes les cliniques</b>                 |       | <b>9083</b>             | <b>10787</b>          | <b>33443</b>                                | <b>14736</b>                   | <b>3742</b>                                 | <b>562</b>                | <b>29590</b>           | <b>2656</b>                   | <b>9990</b> |
| Cliniques de soins aigus et premier recours | Total | 6388                    | 7645                  | 25414                                       | 10789                          | 2958  | 373                       | 17497                  | 2265                          | 7734        |
|   | 03    | 486                     | 515                   | 1434  | 53                             | 111   | 11                        | 822                    | 151                           | 351         |
|   | 06    | 83                      | 109                   | 239   | 15                             | 24  | 1                         | 374                    | 17                            | 31          |
|   | 07    | 28                      | 38                    | 120   | 12                             | 21  | 1                         | 258                    | 3                             | 304         |
|   | 08    | 201                     | 231                   | 903   | 36                             | 119   | 3                         | 809                    | 140                           | 325         |
|   | 12    | 339                     | 237                   | 325   | 89                             | 95  | 8                         | 310                    | 65                            | 30          |
|   | 13    | 264                     | 284                   | 977   | 34                             | 77  | 10                        | 581                    | 113                           | 287         |
|   | 17    | 216                     | 214                   | 846   | 822                            | 63  | 16                        | 348                    | 48                            | 97          |
|   | 18    | 58                      | 44                    | 93  | 103                            | 24  | 4                         | 111                    | 21                            | 0           |
|   | 21    | 172                     | 167                   | 651   | 21                             | 66  | 2                         | 463                    | 67                            | 140         |
|   | 22    | 390                     | 380                   | 598   | 80                             | 161   | 28                        | 1075                   | 96                            | 99          |
|   | 24    | 208                     | 146                   | 1053  | 33                             | 45  | 14                        | 526                    | 77                            | 54          |
|   | 26    | 54                      | 56                    | 136   | 11                             | 115   | 2                         | 236                    | 14                            | 1604        |
|   | 28    | 121                     | 193                   | 312   | 8                              | 54  | 5                         | 300                    | 37                            | 112         |
|   | 30    | 182                     | 235                   | 574   | 88                             | 70  | 3                         | 557                    | 113                           | 94          |
|   | 32    | 66                      | 43                    | 203   | 6                              | 59  | 0                         | 375                    | 23                            | 398         |
|   | 34    | 114                     | 230                   | 515   | 13                             | 39  | 0                         | 378                    | 33                            | 54          |
|   | 35    | 172                     | 240                   | 502   | 53                             | 50  | 1                         | 624                    | 12                            | 17          |
|   | 36    | 82                      | 72                    | 290   | 78                             | 36  | 9                         | 357                    | 34                            | 3           |
|   | 37    | 167                     | 327                   | 1434  | 1029                           | 40  | 10                        | 10                     | 163                           | 11          |
|   | 39    | 178                     | 302                   | 1460  | 549                            | 95  | 16                        | 291                    | 90                            | 839         |
|   | 40    | 232                     | 167                   | 692   | 116                            | 88  | 1                         | 446                    | 84                            | 21          |
|   | 42    | 0                       | 0                     | 0   | 0                              | 0   | 0                         | 0                      | 0                             | 0           |
|   | 43    | 73                      | 143                   | 1509  | 232                            | 141   | 5                         | 1257                   | 46                            | 6           |
|   | 44    | 37                      | 66                    | 83  | 4                              | 11  | 0                         | 207                    | 2                             | 6           |
|   | 46    | 93                      | 144                   | 474   | 7                              | 259   | 59                        | 728                    | 16                            | 148         |
|   | 48    | 33                      | 34                    | 96  | 1                              | 28  | 0                         | 192                    | 1                             | 348         |
|   | 49    | 52                      | 99                    | 135   | 14                             | 55  | 4                         | 518                    | 8                             | 94          |
|   | 51    | 134                     | 255                   | 713   | 69                             | 77  | 1                         | 361                    | 62                            | 90          |
|   | 52    | 503                     | 626                   | 2046  | 2234                           | 330   | 57                        | 1377                   | 252                           | 410         |

| Clinique                             | Travail à temps partiel | Travail à plein temps | Sans activité professionnelle ou au chômage | Travail ménager à son domicile | En formation (école, apprentissage, études) | Programme de réadaptation | AI, AVS ou autre rente | Travail dans un cadre protégé | Inconnue |     |
|--------------------------------------|-------------------------|-----------------------|---|--------------------------------|---|---------------------------|------------------------|-------------------------------|----------|-----|
| 54                                   | 166                     | 166                   | 911   | 678                            | 70  | 15                        | 370                    | 45                            | 230      |     |
| 56                                   | 462                     | 440                   | 1690  | 1816                           | 69  | 9                         | 716                    | 141                           | 285      |     |
| 58                                   | 293                     | 326                   | 1398  | 1221                           | 79  | 6                         | 430                    | 39                            | 239      |     |
| 66                                   | 47                      | 90                    | 88  | 34                             | 38  | 4                         | 186                    | 24                            | 16       |     |
| 70                                   | 60                      | 56                    | 55  | 15                             | 20  | 7                         | 110                    | 13                            | 24       |     |
| 71                                   | 100                     | 125                   | 335   | 32                             | 44  | 6                         | 305                    | 47                            | 38       |     |
| 73                                   | 56                      | 148                   | 270   | 4                              | 76  | 16                        | 238                    | 9                             | 183      |     |
| 74                                   | 43                      | 65                    | 206   | 3                              | 37  | 12                        | 295                    | 8                             | 238      |     |
| 82                                   | 142                     | 194                   | 1198  | 795                            | 46  | 15                        | 507                    | 88                            | 337      |     |
| 83                                   | 129                     | 165                   | 216   | 337                            | 45  | 6                         | 99                     | 30                            | 89       |     |
| 88                                   | 5                       | 6                     | 14  | 0                              | 1   | 0                         | 62                     | 1                             | 35       |     |
| 99                                   | 52                      | 66                    | 72  | 15                             | 30  | 0                         | 62                     | 11                            | 11       |     |
| 122                                  | 95                      | 201                   | 548   | 29                             | 50  | 6                         | 226                    | 21                            | 36       |     |
| Cliniques de psychiatrie spécialisée | Total                   | 2210                  | 2409  | 3157                           | 2659  | 686                       | 78                     | 3202                          | 242      | 764 |
| 01                                   | 104                     | 54                    | 585   | 678                            | 59  | 14                        | 227                    | 18                            | 0        |     |
| 02                                   | 119                     | 107                   | 236   | 69                             | 61  | 9                         | 214                    | 20                            | 10       |     |
| 05                                   | 10                      | 61                    | 196   | 1                              | 4   | 2                         | 61                     | 12                            | 1        |     |
| 10                                   | 11                      | 9                     | 26  | 0                              | 22  | 1                         | 14                     | 6                             | 0        |     |
| 14                                   | 8                       | 30                    | 30  | 0                              | 21  | 0                         | 25                     | 1                             | 0        |     |
| 15                                   | 29                      | 40                    | 44  | 9                              | 4   | 2                         | 65                     | 8                             | 20       |     |
| 19                                   | 0                       | 0                     | 0   | 0                              | 0   | 0                         | 1                      | 0                             | 480      |     |
| 23                                   | 67                      | 57                    | 161   | 25                             | 37  | 2                         | 211                    | 20                            | 5        |     |
| 25                                   | 0                       | 0                     | 0   | 0                              | 0   | 0                         | 0                      | 0                             | 0        |     |
| 27                                   | 14                      | 15                    | 39  | 0                              | 1   | 2                         | 42                     | 2                             | 5        |     |
| 29                                   | 139                     | 149                   | 69  | 112                            | 24  | 5                         | 29                     | 7                             | 3        |     |
| 33                                   | 69                      | 60                    | 90  | 15                             | 19  | 2                         | 126                    | 6                             | 14       |     |
| 38                                   | 87                      | 78                    | 146   | 260                            | 51  | 2                         | 74                     | 17                            | 0        |     |
| 45                                   | 6                       | 8                     | 53  | 0                              | 0   | 0                         | 145                    | 4                             | 5        |     |
| 47                                   | 8                       | 11                    | 30  | 0                              | 52  | 0                         | 35                     | 0                             | 1        |     |
| 50                                   | 138                     | 0                     | 103   | 10                             | 16  | 2                         | 70                     | 10                            | 3        |     |
| 57                                   | 143                     | 240                   | 57  | 477                            | 33  | 0                         | 28                     | 0                             | 4        |     |
| 59                                   | 0                       | 0                     | 0   | 306                            | 6   | 2                         | 86                     | 24                            | 14       |     |



| Clinique   | Travail à temps partiel | Travail à plein temps | Sans activité professionnelle ou au chômage | Travail ménager à son domicile | En formation (école, apprentissage, études) | Programme de réadaptation | AI, AVS ou autre rente | Travail dans un cadre protégé | Inconnue |    |
|--|-------------------------|-----------------------|---|--------------------------------|---|---------------------------|------------------------|-------------------------------|----------|----|
| 60   | 71                      | 41                    | 51  | 36                             | 6   | 3                         | 153                    | 2                             | 34       |    |
| 61   | 143                     | 196                   | 113   | 44                             | 13  | 2                         | 97                     | 10                            | 10       |    |
| 62   | 14                      | 9                     | 19  | 7                              | 28  | 4                         | 12                     | 0                             | 0        |    |
| 63   | 109                     | 160                   | 126   | 8                              | 66  | 0                         | 212                    | 0                             | 9        |    |
| 65   | 25                      | 37                    | 29  | 4                              | 12  | 0                         | 89                     | 0                             | 7        |    |
| 67   | 3                       | 4                     | 1   | 0                              | 0   | 0                         | 2                      | 0                             | 0        |    |
| 69   | 191                     | 274                   | 102   | 3                              | 2   | 0                         | 144                    | 0                             | 1        |    |
| 72   | 0                       | 3                     | 0   | 0                              | 0   | 0                         | 0                      | 0                             | 0        |    |
| 75   | 88                      | 89                    | 62  | 10                             | 28  | 0                         | 50                     | 6                             | 14       |    |
| 76   | 60                      | 94                    | 180   | 6                              | 23  | 3                         | 106                    | 3                             | 8        |    |
| 77   | 14                      | 13                    | 33  | 2                              | 2   | 3                         | 54                     | 3                             | 44       |    |
| 79   | 67                      | 73                    | 81  | 13                             | 37  | 2                         | 110                    | 19                            | 19       |    |
| 85   | 2                       | 1                     | 12  | 1                              | 2   | 0                         | 20                     | 4                             | 1        |    |
| 86   | 87                      | 101                   | 30  | 192                            | 5   | 2                         | 6                      | 1                             | 0        |    |
| 87   | 39                      | 33                    | 43  | 5                              | 8   | 2                         | 89                     | 19                            | 20       |    |
| 92   | 0                       | 2                     | 0   | 7                              | 0   | 0                         | 106                    | 1                             | 17       |    |
| 93   | 35                      | 42                    | 77  | 1                              | 12  | 0                         | 211                    | 3                             | 6        |    |
| 94   | 37                      | 47                    | 15  | 14                             | 5   | 1                         | 31                     | 1                             | 0        |    |
| 95   | 42                      | 26                    | 72  | 0                              | 2   | 2                         | 58                     | 2                             | 0        |    |
| 96   | 46                      | 51                    | 48  | 20                             | 4   | 1                         | 63                     | 2                             | 3        |    |
| 97   | 108                     | 138                   | 74  | 168                            | 7   | 0                         | 72                     | 4                             | 1        |    |
| 98   | 77                      | 56                    | 124   | 156                            | 14  | 8                         | 64                     | 7                             | 5        |    |
| Cliniques spécialisées dans le traitement des maladies de dépendance | Total                   | 274                   | 567   | 1441                           | 373   | 53                        | 71                     | 388                           | 76       | 71 |
| 04   | 5                       | 19                    | 47  | 1                              | 8   | 1                         | 15                     | 1                             | 0        |    |
| 11   | 81                      | 171                   | 274   | 6                              | 10  | 0                         | 75                     | 19                            | 0        |    |
| 16   | 21                      | 57                    | 212   | 1                              | 19  | 60                        | 22                     | 28                            | 0        |    |
| 20   | 11                      | 25                    | 91  | 3                              | 3   | 1                         | 34                     | 2                             | 0        |    |
| 31   | 9                       | 21                    | 28  | 1                              | 2   | 0                         | 22                     | 0                             | 0        |    |
| 53   | 22                      | 34                    | 175   | 6                              | 1   | 0                         | 5                      | 0                             | 3        |    |
| 55   | 84                      | 167                   | 451   | 352                            | 3   | 5                         | 117                    | 16                            | 33       |    |

| Clinique                |       | Travail à temps partiel | Travail à plein temps | Sans activité professionnelle ou au chômage | Travail ménager à son domicile | En formation (école, apprentissage, études) | Programme de réadaptation | AI, AVS ou autre rente | Travail dans un cadre protégé | Inconnue |
|-------------------------|-------|-------------------------|-----------------------|---|--------------------------------|---|---------------------------|------------------------|-------------------------------|----------|
|                         | 78    | 10                      | 22                    | 72  | 0                              | 1   | 0                         | 39                     | 4                             | 32       |
|                         | 89    | 3                       | 0                     | 29  | 0                              | 3   | 0                         | 3                      | 3                             | 3        |
|                         | 90    | 2                       | 1                     | 24  | 0                              | 2   | 1                         | 8                      | 2                             | 0        |
|                         | 121   | 26                      | 50                    | 38  | 3                              | 1   | 3                         | 48                     | 1                             | 0        |
| Psychiatrie forensique  | Total | 3                       | 9                     | 300   | 5                              | 32  | 3                         | 68                     | 16                            | 376      |
|                         | 101   | 2                       | 1                     | 70  | 3                              | 2   | 0                         | 6                      | 8                             | 44       |
|                         | 102   | 1                       | 3                     | 24  | 0                              | 3   | 1                         | 15                     | 0                             | 242      |
|                         | 103   | 0                       | 0                     | 8   | 0                              | 0   | 0                         | 7                      | 0                             | 1        |
|                         | 104   | 0                       | 0                     | 10  | 0                              | 22  | 2                         | 4                      | 2                             | 24       |
|                         | 105   | 0                       | 1                     | 32  | 2                              | 2   | 0                         | 22                     | 3                             | 1        |
|                         | 106   | 0                       | 4                     | 85  | 0                              | 3   | 0                         | 6                      | 1                             | 9        |
|                         | 107   | 0                       | 0                     | 55  | 0                              | 0   | 0                         | 3                      | 2                             | 55       |
|                         | 109   | 0                       | 0                     | 16  | 0                              | 0   | 0                         | 5                      | 0                             | 0        |
| Psychiatrie gériatrique | Total | 208                     | 157                   | 3131  | 910                            | 13  | 37                        | 8435                   | 57                            | 1045     |
|                         | 501   | 0                       | 1                     | 2   | 0                              | 0   | 0                         | 78                     | 0                             | 8        |
|                         | 502   | 3                       | 1                     | 4   | 0                              | 0   | 10                        | 339                    | 1                             | 16       |
|                         | 503   | 0                       | 0                     | 5   | 0                              | 0   | 1                         | 171                    | 0                             | 21       |
|                         | 504   | 6                       | 1                     | 9   | 26                             | 0   | 0                         | 154                    | 0                             | 5        |
|                         | 505   | 44                      | 25                    | 473   | 233                            | 0   | 3                         | 430                    | 16                            | 38       |
|                         | 506   | 1                       | 1                     | 2   | 0                              | 0   | 0                         | 323                    | 2                             | 4        |
|                         | 507   | 0                       | 0                     | 1   | 0                              | 0   | 0                         | 78                     | 0                             | 77       |
|                         | 508   | 1                       | 0                     | 1   | 0                              | 0   | 0                         | 254                    | 0                             | 1        |
|                         | 509   | 1                       | 7                     | 11  | 5                              | 0   | 0                         | 103                    | 0                             | 419      |
|                         | 510   | 4                       | 3                     | 270   | 68                             | 0   | 1                         | 239                    | 0                             | 10       |
|                         | 511   | 0                       | 0                     | 24  | 0                              | 0   | 0                         | 334                    | 0                             | 4        |
|                         | 512   | 18                      | 8                     | 39  | 6                              | 0   | 0                         | 443                    | 8                             | 33       |
|                         | 513   | 13                      | 11                    | 13  | 5                              | 1   | 1                         | 405                    | 1                             | 1        |
|                         | 514   | 3                       | 2                     | 13  | 2                              | 0   | 0                         | 821                    | 0                             | 17       |
|                         | 515   | 3                       | 1                     | 21  | 2                              | 0   | 0                         | 224                    | 0                             | 9        |
|                         | 516   | 22                      | 28                    | 73  | 103                            | 4   | 2                         | 476                    | 4                             | 24       |
|                         | 517   | 10                      | 5                     | 43  | 11                             | 1   | 0                         | 556                    | 0                             | 12       |
|                         | 518   | 5                       | 2                     | 300   | 0                              | 0   | 0                         | 284                    | 0                             | 16       |

| Clinique | Travail à temps partiel | Travail à plein temps | Sans activité professionnelle ou au chômage | Travail ménager à son domicile | En formation (école, apprentissage, études) | Programme de réadaptation | AI, AVS ou autre rente | Travail dans un cadre protégé | Inconnue |
|----------|-------------------------|-----------------------|---|--------------------------------|---|---------------------------|------------------------|-------------------------------|----------|
| 519      | 3                       | 2                     | 277   | 67                             | 0   | 2                         | 170                    | 0                             | 61       |
| 520      | 1                       | 0                     | 318   | 89                             | 0   | 4                         | 3                      | 4                             | 0        |
| 521      | 16                      | 10                    | 393   | 101                            | 0   | 3                         | 204                    | 7                             | 165      |
| 522      | 18                      | 27                    | 50  | 6                              | 1   | 0                         | 365                    | 2                             | 14       |
| 523      | 5                       | 3                     | 276   | 3                              | 0   | 0                         | 261                    | 3                             | 5        |
| 524      | 1                       | 0                     | 0   | 1                              | 0   | 1                         | 401                    | 0                             | 1        |
| 525      | 3                       | 1                     | 2   | 1                              | 0   | 0                         | 430                    | 0                             | 0        |
| 526      | 9                       | 6                     | 8   | 6                              | 0   | 0                         | 228                    | 2                             | 6        |
| 527      | 4                       | 2                     | 201   | 109                            | 6   | 8                         | 113                    | 1                             | 5        |
| 528      | 13                      | 8                     | 23  | 0                              | 0   | 1                         | 242                    | 4                             | 7        |
| 529      | 0                       | 0                     | 6   | 1                              | 0   | 0                         | 101                    | 0                             | 36       |
| 530      | 1                       | 2                     | 273   | 65                             | 0   | 0                         | 205                    | 2                             | 30       |

Tableau 21: occupation avant l'admission au sein des cliniques (nombre de cas)

| Clinique                                    |       | Travail à temps partiel | Travail à plein temps | Sans activité professionnelle ou au chômage | Travail ménager à son domicile | En formation (école, apprentissage, études) | Programme de réadaptation | AI, AVS ou autre rente | Travail dans un cadre protégé | Inconnue    |
|---|-------|-------------------------|-----------------------|---|--------------------------------|---|---------------------------|------------------------|-------------------------------|-------------|
| <b>Toutes les cliniques</b>                 |       | <b>7.9%</b>             | <b>9.4%</b>           | <b>29.2%</b>                                | <b>12.9%</b>                   | <b>3.3%</b>                                 | <b>0.5%</b>               | <b>25.8%</b>           | <b>2.3%</b>                   | <b>8.7%</b> |
| Cliniques de soins aigus et premier recours | Total | 7.9%                    | 9.4%                  | 31.4%                                       | 13.3%                          | 3.6%  | 0.5%                      | 21.6%                  | 2.8%                          | 9.5%        |
|   | 03    | 12.4%                   | 13.1%                 | 36.5%                                       | 1.3%                           | 2.8%  | 0.3%                      | 20.9%                  | 3.8%                          | 8.9%        |
|   | 06    | 9.3%                    | 12.2%                 | 26.8%                                       | 1.7%                           | 2.7%  | 0.1%                      | 41.9%                  | 1.9%                          | 3.5%        |
|   | 07    | 3.6%                    | 4.8%                  | 15.3%                                       | 1.5%                           | 2.7%  | 0.1%                      | 32.9%                  | 0.4%                          | 38.7%       |
|   | 08    | 7.3%                    | 8.3%                  | 32.6%                                       | 1.3%                           | 4.3%  | 0.1%                      | 29.2%                  | 5.1%                          | 11.7%       |
|   | 12    | 22.6%                   | 15.8%                 | 21.7%                                       | 5.9%                           | 6.3%  | 0.5%                      | 20.7%                  | 4.3%                          | 2.0%        |
|   | 13    | 10.0%                   | 10.8%                 | 37.2%                                       | 1.3%                           | 2.9%  | 0.4%                      | 22.1%                  | 4.3%                          | 10.9%       |
|   | 17    | 8.1%                    | 8.0%                  | 31.7%                                       | 30.8%                          | 2.4%  | 0.6%                      | 13.0%                  | 1.8%                          | 3.6%        |
|   | 18    | 12.7%                   | 9.6%                  | 20.3%                                       | 22.5%                          | 5.2%  | 0.9%                      | 24.2%                  | 4.6%                          | 0.0%        |
|   | 21    | 9.8%                    | 9.5%                  | 37.2%                                       | 1.2%                           | 3.8%  | 0.1%                      | 26.5%                  | 3.8%                          | 8.0%        |
|   | 22    | 13.4%                   | 13.1%                 | 20.6%                                       | 2.8%                           | 5.5%  | 1.0%                      | 37.0%                  | 3.3%                          | 3.4%        |
|   | 24    | 9.6%                    | 6.8%                  | 48.8%                                       | 1.5%                           | 2.1%  | 0.6%                      | 24.4%                  | 3.6%                          | 2.5%        |
|   | 26    | 2.4%                    | 2.5%                  | 6.1%  | 0.5%                           | 5.2%  | 0.1%                      | 10.6%                  | 0.6%                          | 72.0%       |
|   | 28    | 10.6%                   | 16.9%                 | 27.3%                                       | 0.7%                           | 4.7%  | 0.4%                      | 26.3%                  | 3.2%                          | 9.8%        |
|   | 30    | 9.5%                    | 12.3%                 | 30.0%                                       | 4.6%                           | 3.7%  | 0.2%                      | 29.1%                  | 5.9%                          | 4.9%        |
|   | 32    | 5.6%                    | 3.7%                  | 17.3%                                       | 0.5%                           | 5.0%  | 0.0%                      | 32.0%                  | 2.0%                          | 33.9%       |
|   | 34    | 8.3%                    | 16.7%                 | 37.4%                                       | 0.9%                           | 2.8%  | 0.0%                      | 27.5%                  | 2.4%                          | 3.9%        |
|   | 35    | 10.3%                   | 14.4%                 | 30.0%                                       | 3.2%                           | 3.0%  | 0.1%                      | 37.3%                  | 0.7%                          | 1.0%        |
|   | 36    | 8.5%                    | 7.5%                  | 30.2%                                       | 8.1%                           | 3.7%  | 0.9%                      | 37.1%                  | 3.5%                          | 0.3%        |
|   | 37    | 5.2%                    | 10.2%                 | 44.9%                                       | 32.2%                          | 1.3%  | 0.3%                      | 0.3%                   | 5.1%                          | 0.3%        |
|   | 39    | 4.7%                    | 7.9%                  | 38.2%                                       | 14.4%                          | 2.5%  | 0.4%                      | 7.6%                   | 2.4%                          | 22.0%       |
|   | 40    | 12.6%                   | 9.0%                  | 37.5%                                       | 6.3%                           | 4.8%  | 0.1%                      | 24.1%                  | 4.5%                          | 1.1%        |
|   | 42    | 0.0%                    | 0.0%                  | 0.0%  | 0.0%                           | 0.0%  | 0.0%                      | 0.0%                   | 0.0%                          | 0.0%        |
|   | 43    | 2.1%                    | 4.2%                  | 44.2%                                       | 6.8%                           | 4.1%  | 0.1%                      | 36.8%                  | 1.3%                          | 0.2%        |
|   | 44    | 8.9%                    | 15.9%                 | 20.0%                                       | 1.0%                           | 2.6%  | 0.0%                      | 49.8%                  | 0.5%                          | 1.4%        |
|   | 46    | 4.8%                    | 7.5%                  | 24.6%                                       | 0.4%                           | 13.4%                                       | 3.1%                      | 37.8%                  | 0.8%                          | 7.7%        |
|   | 48    | 4.5%                    | 4.6%                  | 13.1%                                       | 0.1%                           | 3.8%  | 0.0%                      | 26.2%                  | 0.1%                          | 47.5%       |
| 49  | 5.3%  | 10.1%                   | 13.8%                 | 1.4%  | 5.6%                           | 0.4%  | 52.9%                     | 0.8%                   | 9.6%                          |             |
| 51  | 7.6%  | 14.5%                   | 40.5%                 | 3.9%  | 4.4%                           | 0.1%  | 20.5%                     | 3.5%                   | 5.1%                          |             |
| 52  | 6.4%  | 8.0%                    | 26.1%                 | 28.5%                                       | 4.2%                           | 0.7%  | 17.6%                     | 3.2%                   | 5.2%                          |             |

| Clinique                             |       | Travail à temps partiel | Travail à plein temps | Sans activité professionnelle ou au chômage | Travail ménager à son domicile | En formation (école, apprentissage, études) | Programme de réadaptation | AI, AVS ou autre rente | Travail dans un cadre protégé | Inconnue |
|--------------------------------------|-------|-------------------------|-----------------------|---|--------------------------------|---|---------------------------|------------------------|-------------------------------|----------|
|                                      | 54    | 6.3%                    | 6.3%                  | 34.4%                                       | 25.6%                          | 2.6%  | 0.6%                      | 14.0%                  | 1.7%                          | 8.7%     |
|                                      | 56    | 8.2%                    | 7.8%                  | 30.0%                                       | 32.3%                          | 1.2%  | 0.2%                      | 12.7%                  | 2.5%                          | 5.1%     |
|                                      | 58    | 7.3%                    | 8.1%                  | 34.7%                                       | 30.3%                          | 2.0%  | 0.1%                      | 10.7%                  | 1.0%                          | 5.9%     |
|                                      | 66    | 8.9%                    | 17.1%                 | 16.7%                                       | 6.5%                           | 7.2%  | 0.8%                      | 35.3%                  | 4.6%                          | 3.0%     |
|                                      | 70    | 16.7%                   | 15.6%                 | 15.3%                                       | 4.2%                           | 5.6%  | 1.9%                      | 30.6%                  | 3.6%                          | 6.7%     |
|                                      | 71    | 9.7%                    | 12.1%                 | 32.5%                                       | 3.1%                           | 4.3%  | 0.6%                      | 29.6%                  | 4.6%                          | 3.7%     |
|                                      | 73    | 5.6%                    | 14.8%                 | 27.0%                                       | 0.4%                           | 7.6%  | 1.6%                      | 23.8%                  | 0.9%                          | 18.3%    |
|                                      | 74    | 4.7%                    | 7.2%                  | 22.7%                                       | 0.3%                           | 4.1%  | 1.3%                      | 32.5%                  | 0.9%                          | 26.2%    |
|                                      | 82    | 4.3%                    | 5.8%                  | 36.1%                                       | 23.9%                          | 1.4%  | 0.5%                      | 15.3%                  | 2.6%                          | 10.1%    |
|                                      | 83    | 11.6%                   | 14.8%                 | 19.4%                                       | 30.2%                          | 4.0%  | 0.5%                      | 8.9%                   | 2.7%                          | 8.0%     |
|                                      | 88    | 4.0%                    | 4.8%                  | 11.3%                                       | 0.0%                           | 0.8%  | 0.0%                      | 50.0%                  | 0.8%                          | 28.2%    |
|                                      | 99    | 16.3%                   | 20.7%                 | 22.6%                                       | 4.7%                           | 9.4%  | 0.0%                      | 19.4%                  | 3.4%                          | 3.4%     |
|                                      | 122   | 7.8%                    | 16.6%                 | 45.2%                                       | 2.4%                           | 4.1%  | 0.5%                      | 18.6%                  | 1.7%                          | 3.0%     |
| Cliniques de psychiatrie spécialisée | Total | 14.3%                   | 15.6%                 | 20.5%                                       | 17.3%                          | 4.5%  | 0.5%                      | 20.8%                  | 1.6%                          | 5.0%     |
|                                      | 01    | 6.0%                    | 3.1%                  | 33.6%                                       | 39.0%                          | 3.4%  | 0.8%                      | 13.1%                  | 1.0%                          | 0.0%     |
|                                      | 02    | 14.1%                   | 12.7%                 | 27.9%                                       | 8.2%                           | 7.2%  | 1.1%                      | 25.3%                  | 2.4%                          | 1.2%     |
|                                      | 05    | 2.9%                    | 17.5%                 | 56.3%                                       | 0.3%                           | 1.1%  | 0.6%                      | 17.5%                  | 3.4%                          | 0.3%     |
|                                      | 10    | 12.4%                   | 10.1%                 | 29.2%                                       | 0.0%                           | 24.7%                                       | 1.1%                      | 15.7%                  | 6.7%                          | 0.0%     |
|                                      | 14    | 7.0%                    | 26.1%                 | 26.1%                                       | 0.0%                           | 18.3%                                       | 0.0%                      | 21.7%                  | 0.9%                          | 0.0%     |
|                                      | 15    | 13.1%                   | 18.1%                 | 19.9%                                       | 4.1%                           | 1.8%  | 0.9%                      | 29.4%                  | 3.6%                          | 9.0%     |
|                                      | 19    | 0.0%                    | 0.0%                  | 0.0%  | 0.0%                           | 0.0%  | 0.0%                      | 0.2%                   | 0.0%                          | 99.8%    |
|                                      | 23    | 11.5%                   | 9.7%                  | 27.5%                                       | 4.3%                           | 6.3%  | 0.3%                      | 36.1%                  | 3.4%                          | 0.9%     |
|                                      | 25    | 0.0%                    | 0.0%                  | 0.0%  | 0.0%                           | 0.0%  | 0.0%                      | 0.0%                   | 0.0%                          | 0.0%     |
|                                      | 27    | 11.7%                   | 12.5%                 | 32.5%                                       | 0.0%                           | 0.8%  | 1.7%                      | 35.0%                  | 1.7%                          | 4.2%     |
|                                      | 29    | 25.9%                   | 27.7%                 | 12.8%                                       | 20.9%                          | 4.5%  | 0.9%                      | 5.4%                   | 1.3%                          | 0.6%     |
|                                      | 33    | 17.2%                   | 15.0%                 | 22.4%                                       | 3.7%                           | 4.7%  | 0.5%                      | 31.4%                  | 1.5%                          | 3.5%     |
|                                      | 38    | 12.2%                   | 10.9%                 | 20.4%                                       | 36.4%                          | 7.1%  | 0.3%                      | 10.3%                  | 2.4%                          | 0.0%     |
|                                      | 45    | 2.7%                    | 3.6%                  | 24.0%                                       | 0.0%                           | 0.0%  | 0.0%                      | 65.6%                  | 1.8%                          | 2.3%     |
|                                      | 47    | 5.8%                    | 8.0%                  | 21.9%                                       | 0.0%                           | 38.0%                                       | 0.0%                      | 25.5%                  | 0.0%                          | 0.7%     |
|                                      | 50    | 39.2%                   | 0.0%                  | 29.3%                                       | 2.8%                           | 4.5%  | 0.6%                      | 19.9%                  | 2.8%                          | 0.9%     |
| 57                                   | 14.6% | 24.4%                   | 5.8%                  | 48.6%                                       | 3.4%                           | 0.0%  | 2.9%                      | 0.0%                   | 0.4%                          |          |
| 59                                   | 0.0%  | 0.0%                    | 0.0%                  | 69.9%                                       | 1.4%                           | 0.5%  | 19.6%                     | 5.5%                   | 3.2%                          |          |

| Clinique   |       | Travail à temps partiel | Travail à plein temps | Sans activité professionnelle ou au chômage | Travail ménager à son domicile | En formation (école, apprentissage, études) | Programme de réadaptation | AI, AVS ou autre rente | Travail dans un cadre protégé | Inconnue |
|--|-------|-------------------------|-----------------------|---|--------------------------------|---|---------------------------|------------------------|-------------------------------|----------|
|  | 60    | 17.9%                   | 10.3%                 | 12.8%                                       | 9.1%                           | 1.5%  | 0.8%                      | 38.5%                  | 0.5%                          | 8.6%     |
|  | 61    | 22.8%                   | 31.2%                 | 18.0%                                       | 7.0%                           | 2.1%  | 0.3%                      | 15.4%                  | 1.6%                          | 1.6%     |
|  | 62    | 15.1%                   | 9.7%                  | 20.4%                                       | 7.5%                           | 30.1%                                       | 4.3%                      | 12.9%                  | 0.0%                          | 0.0%     |
|  | 63    | 15.8%                   | 23.2%                 | 18.3%                                       | 1.2%                           | 9.6%  | 0.0%                      | 30.7%                  | 0.0%                          | 1.3%     |
|  | 65    | 12.3%                   | 18.2%                 | 14.3%                                       | 2.0%                           | 5.9%  | 0.0%                      | 43.8%                  | 0.0%                          | 3.4%     |
|  | 67    | 30.0%                   | 40.0%                 | 10.0%                                       | 0.0%                           | 0.0%  | 0.0%                      | 20.0%                  | 0.0%                          | 0.0%     |
|  | 69    | 26.6%                   | 38.2%                 | 14.2%                                       | 0.4%                           | 0.3%  | 0.0%                      | 20.1%                  | 0.0%                          | 0.1%     |
|  | 72    | 0.0%                    | 100%                  | 0.0%  | 0.0%                           | 0.0%  | 0.0%                      | 0.0%                   | 0.0%                          | 0.0%     |
|  | 75    | 25.4%                   | 25.6%                 | 17.9%                                       | 2.9%                           | 8.1%  | 0.0%                      | 14.4%                  | 1.7%                          | 4.0%     |
|  | 76    | 12.4%                   | 19.5%                 | 37.3%                                       | 1.2%                           | 4.8%  | 0.6%                      | 21.9%                  | 0.6%                          | 1.7%     |
|  | 77    | 8.3%                    | 7.7%                  | 19.6%                                       | 1.2%                           | 1.2%  | 1.8%                      | 32.1%                  | 1.8%                          | 26.2%    |
|  | 79    | 15.9%                   | 17.3%                 | 19.2%                                       | 3.1%                           | 8.8%  | 0.5%                      | 26.1%                  | 4.5%                          | 4.5%     |
|  | 85    | 4.7%                    | 2.3%                  | 27.9%                                       | 2.3%                           | 4.7%  | 0.0%                      | 46.5%                  | 9.3%                          | 2.3%     |
|  | 86    | 20.5%                   | 23.8%                 | 7.1%  | 45.3%                          | 1.2%  | 0.5%                      | 1.4%                   | 0.2%                          | 0.0%     |
|  | 87    | 15.1%                   | 12.8%                 | 16.7%                                       | 1.9%                           | 3.1%  | 0.8%                      | 34.5%                  | 7.4%                          | 7.8%     |
|  | 92    | 0.0%                    | 1.5%                  | 0.0%  | 5.3%                           | 0.0%  | 0.0%                      | 79.7%                  | 0.8%                          | 12.8%    |
|  | 93    | 9.0%                    | 10.9%                 | 19.9%                                       | 0.3%                           | 3.1%  | 0.0%                      | 54.5%                  | 0.8%                          | 1.6%     |
|  | 94    | 24.5%                   | 31.1%                 | 9.9%  | 9.3%                           | 3.3%  | 0.7%                      | 20.5%                  | 0.7%                          | 0.0%     |
|  | 95    | 20.6%                   | 12.7%                 | 35.3%                                       | 0.0%                           | 1.0%  | 1.0%                      | 28.4%                  | 1.0%                          | 0.0%     |
|  | 96    | 19.3%                   | 21.4%                 | 20.2%                                       | 8.4%                           | 1.7%  | 0.4%                      | 26.5%                  | 0.8%                          | 1.3%     |
|  | 97    | 18.9%                   | 24.1%                 | 12.9%                                       | 29.4%                          | 1.2%  | 0.0%                      | 12.6%                  | 0.7%                          | 0.2%     |
|  | 98    | 15.1%                   | 11.0%                 | 24.3%                                       | 30.5%                          | 2.7%  | 1.6%                      | 12.5%                  | 1.4%                          | 1.0%     |
| Cliniques spécialisées dans le traitement des maladies de dépendance | Total | 8.3%                    | 17.1%                 | 43.5%                                       | 11.3%                          | 1.6%  | 2.1%                      | 11.7%                  | 2.3%                          | 2.1%     |
|  | 04    | 5.2%                    | 19.6%                 | 48.5%                                       | 1.0%                           | 8.2%  | 1.0%                      | 15.5%                  | 1.0%                          | 0.0%     |
|  | 11    | 12.7%                   | 26.9%                 | 43.1%                                       | 0.9%                           | 1.6%  | 0.0%                      | 11.8%                  | 3.0%                          | 0.0%     |
|  | 16    | 5.0%                    | 13.6%                 | 50.5%                                       | 0.2%                           | 4.5%  | 14.3%                     | 5.2%                   | 6.7%                          | 0.0%     |
|  | 20    | 6.5%                    | 14.7%                 | 53.5%                                       | 1.8%                           | 1.8%  | 0.6%                      | 20.0%                  | 1.2%                          | 0.0%     |
|  | 31    | 10.8%                   | 25.3%                 | 33.7%                                       | 1.2%                           | 2.4%  | 0.0%                      | 26.5%                  | 0.0%                          | 0.0%     |
|  | 53    | 8.9%                    | 13.8%                 | 71.1%                                       | 2.4%                           | 0.4%  | 0.0%                      | 2.0%                   | 0.0%                          | 1.2%     |
|  | 55    | 6.8%                    | 13.6%                 | 36.7%                                       | 28.7%                          | 0.2%  | 0.4%                      | 9.5%                   | 1.3%                          | 2.7%     |

|                         | Clinique | Travail à temps partiel | Travail à plein temps | Sans activité professionnelle ou au chômage | Travail ménager à son domicile | En formation (école, apprentissage, études) | Programme de réadaptation | AI, AVS ou autre rente | Travail dans un cadre protégé | Inconnue |       |
|-------------------------|----------|-------------------------|-----------------------|---|--------------------------------|---|---------------------------|------------------------|-------------------------------|----------|-------|
|                         |          | 78                      | 5.6%                  | 12.2%                                       | 40.0%                          | 0.0%  | 0.6%                      | 0.0%                   | 21.7%                         | 2.2%     | 17.8% |
|                         |          | 89                      | 6.8%                  | 0.0%  | 65.9%                          | 0.0%  | 6.8%                      | 0.0%                   | 6.8%                          | 6.8%     | 6.8%  |
|                         |          | 90                      | 5.0%                  | 2.5%  | 60.0%                          | 0.0%  | 5.0%                      | 2.5%                   | 20.0%                         | 5.0%     | 0.0%  |
|                         |          | 121                     | 15.3%                 | 29.4%                                       | 22.4%                          | 1.8%  | 0.6%                      | 1.8%                   | 28.2%                         | 0.6%     | 0.0%  |
| Psychiatrie forensique  | Total    |                         | 0.4%                  | 1.1%  | 36.9%                          | 0.6%  | 3.9%                      | 0.4%                   | 8.4%                          | 2.0%     | 46.3% |
|                         | 101      |                         | 1.5%                  | 0.7%  | 51.5%                          | 2.2%  | 1.5%                      | 0.0%                   | 4.4%                          | 5.9%     | 32.4% |
|                         | 102      |                         | 0.3%                  | 1.0%  | 8.3%                           | 0.0%  | 1.0%                      | 0.3%                   | 5.2%                          | 0.0%     | 83.7% |
|                         | 103      |                         | 0.0%                  | 0.0%  | 50.0%                          | 0.0%  | 0.0%                      | 0.0%                   | 43.8%                         | 0.0%     | 6.2%  |
|                         | 104      |                         | 0.0%                  | 0.0%  | 15.6%                          | 0.0%  | 34.4%                     | 3.1%                   | 6.2%                          | 3.1%     | 37.5% |
|                         | 105      |                         | 0.0%                  | 1.6%  | 50.8%                          | 3.2%  | 3.2%                      | 0.0%                   | 34.9%                         | 4.8%     | 1.6%  |
|                         | 106      |                         | 0.0%                  | 3.7%  | 78.7%                          | 0.0%  | 2.8%                      | 0.0%                   | 5.6%                          | 0.9%     | 8.3%  |
|                         | 107      |                         | 0.0%                  | 0.0%  | 47.8%                          | 0.0%  | 0.0%                      | 0.0%                   | 2.6%                          | 1.7%     | 47.8% |
|                         | 109      |                         | 0.0%                  | 0.0%  | 76.2%                          | 0.0%  | 0.0%                      | 0.0%                   | 23.8%                         | 0.0%     | 0.0%  |
| Psychiatrie gériatrique | Total    |                         | 1.5%                  | 1.1%  | 22.4%                          | 6.5%  | 0.1%                      | 0.3%                   | 60.3%                         | 0.4%     | 7.5%  |
|                         | 501      |                         | 0.0%                  | 1.1%  | 2.2%                           | 0.0%  | 0.0%                      | 0.0%                   | 87.6%                         | 0.0%     | 9.0%  |
|                         | 502      |                         | 0.8%                  | 0.3%  | 1.1%                           | 0.0%  | 0.0%                      | 2.7%                   | 90.6%                         | 0.3%     | 4.3%  |
|                         | 503      |                         | 0.0%                  | 0.0%  | 2.5%                           | 0.0%  | 0.0%                      | 0.5%                   | 86.4%                         | 0.0%     | 10.6% |
|                         | 504      |                         | 3.0%                  | 0.5%  | 4.5%                           | 12.9%                                       | 0.0%                      | 0.0%                   | 76.6%                         | 0.0%     | 2.5%  |
|                         | 505      |                         | 3.5%                  | 2.0%  | 37.5%                          | 18.5%                                       | 0.0%                      | 0.2%                   | 34.1%                         | 1.3%     | 3.0%  |
|                         | 506      |                         | 0.3%                  | 0.3%  | 0.6%                           | 0.0%  | 0.0%                      | 0.0%                   | 97.0%                         | 0.6%     | 1.2%  |
|                         | 507      |                         | 0.0%                  | 0.0%  | 0.6%                           | 0.0%  | 0.0%                      | 0.0%                   | 50.0%                         | 0.0%     | 49.4% |
|                         | 508      |                         | 0.4%                  | 0.0%  | 0.4%                           | 0.0%  | 0.0%                      | 0.0%                   | 98.8%                         | 0.0%     | 0.4%  |
|                         | 509      |                         | 0.2%                  | 1.3%  | 2.0%                           | 0.9%  | 0.0%                      | 0.0%                   | 18.9%                         | 0.0%     | 76.7% |
|                         | 510      |                         | 0.7%                  | 0.5%  | 45.4%                          | 11.4%                                       | 0.0%                      | 0.2%                   | 40.2%                         | 0.0%     | 1.7%  |
|                         | 511      |                         | 0.0%                  | 0.0%  | 6.6%                           | 0.0%  | 0.0%                      | 0.0%                   | 92.3%                         | 0.0%     | 1.1%  |
|                         | 512      |                         | 3.2%                  | 1.4%  | 7.0%                           | 1.1%  | 0.0%                      | 0.0%                   | 79.8%                         | 1.4%     | 5.9%  |
|                         | 513      |                         | 2.9%                  | 2.4%  | 2.9%                           | 1.1%  | 0.2%                      | 0.2%                   | 89.8%                         | 0.2%     | 0.2%  |
|                         | 514      |                         | 0.3%                  | 0.2%  | 1.5%                           | 0.2%  | 0.0%                      | 0.0%                   | 95.7%                         | 0.0%     | 2.0%  |
|                         | 515      |                         | 1.2%                  | 0.4%  | 8.1%                           | 0.8%  | 0.0%                      | 0.0%                   | 86.2%                         | 0.0%     | 3.5%  |
|                         | 516      |                         | 3.0%                  | 3.8%  | 9.9%                           | 14.0%                                       | 0.5%                      | 0.3%                   | 64.7%                         | 0.5%     | 3.3%  |
|                         | 517      |                         | 1.6%                  | 0.8%  | 6.7%                           | 1.7%  | 0.2%                      | 0.0%                   | 87.1%                         | 0.0%     | 1.9%  |
|                         | 518      |                         | 0.8%                  | 0.3%  | 49.4%                          | 0.0%  | 0.0%                      | 0.0%                   | 46.8%                         | 0.0%     | 2.6%  |
|                         | 519      |                         | 0.5%                  | 0.3%  | 47.6%                          | 11.5%                                       | 0.0%                      | 0.3%                   | 29.2%                         | 0.0%     | 10.5% |

| Clinique | Travail à temps partiel | Travail à plein temps | Sans activité professionnelle ou au chômage | Travail ménager à son domicile | En formation (école, apprentissage, études) | Programme de réadaptation | AI, AVS ou autre rente | Travail dans un cadre protégé | Inconnue |
|----------|-------------------------|-----------------------|---|--------------------------------|---|---------------------------|------------------------|-------------------------------|----------|
| 520      | 0.2%                    | 0.0%                  | 75.9%                                       | 21.2%                          | 0.0%  | 1.0%                      | 0.7%                   | 1.0%                          | 0.0%     |
| 521      | 1.8%                    | 1.1%                  | 43.7%                                       | 11.2%                          | 0.0%  | 0.3%                      | 22.7%                  | 0.8%                          | 18.4%    |
| 522      | 3.7%                    | 5.6%                  | 10.4%                                       | 1.2%                           | 0.2%  | 0.0%                      | 75.6%                  | 0.4%                          | 2.9%     |
| 523      | 0.9%                    | 0.5%                  | 49.6%                                       | 0.5%                           | 0.0%  | 0.0%                      | 46.9%                  | 0.5%                          | 0.9%     |
| 524      | 0.2%                    | 0.0%                  | 0.0%  | 0.2%                           | 0.0%  | 0.2%                      | 99.0%                  | 0.0%                          | 0.2%     |
| 525      | 0.7%                    | 0.2%                  | 0.5%  | 0.2%                           | 0.0%  | 0.0%                      | 98.4%                  | 0.0%                          | 0.0%     |
| 526      | 3.4%                    | 2.3%                  | 3.0%  | 2.3%                           | 0.0%  | 0.0%                      | 86.0%                  | 0.8%                          | 2.3%     |
| 527      | 0.9%                    | 0.4%                  | 44.8%                                       | 24.3%                          | 1.3%  | 1.8%                      | 25.2%                  | 0.2%                          | 1.1%     |
| 528      | 4.4%                    | 2.7%                  | 7.7%  | 0.0%                           | 0.0%  | 0.3%                      | 81.2%                  | 1.3%                          | 2.3%     |
| 529      | 0.0%                    | 0.0%                  | 4.2%  | 0.7%                           | 0.0%  | 0.0%                      | 70.1%                  | 0.0%                          | 25.0%    |
| 530      | 0.2%                    | 0.3%                  | 47.2%                                       | 11.2%                          | 0.0%  | 0.0%                      | 35.5%                  | 0.3%                          | 5.2%     |

Tableau 22: occupation avant l'admission au sein des cliniques (pourcentage)



### 1.16 Classe de traitement

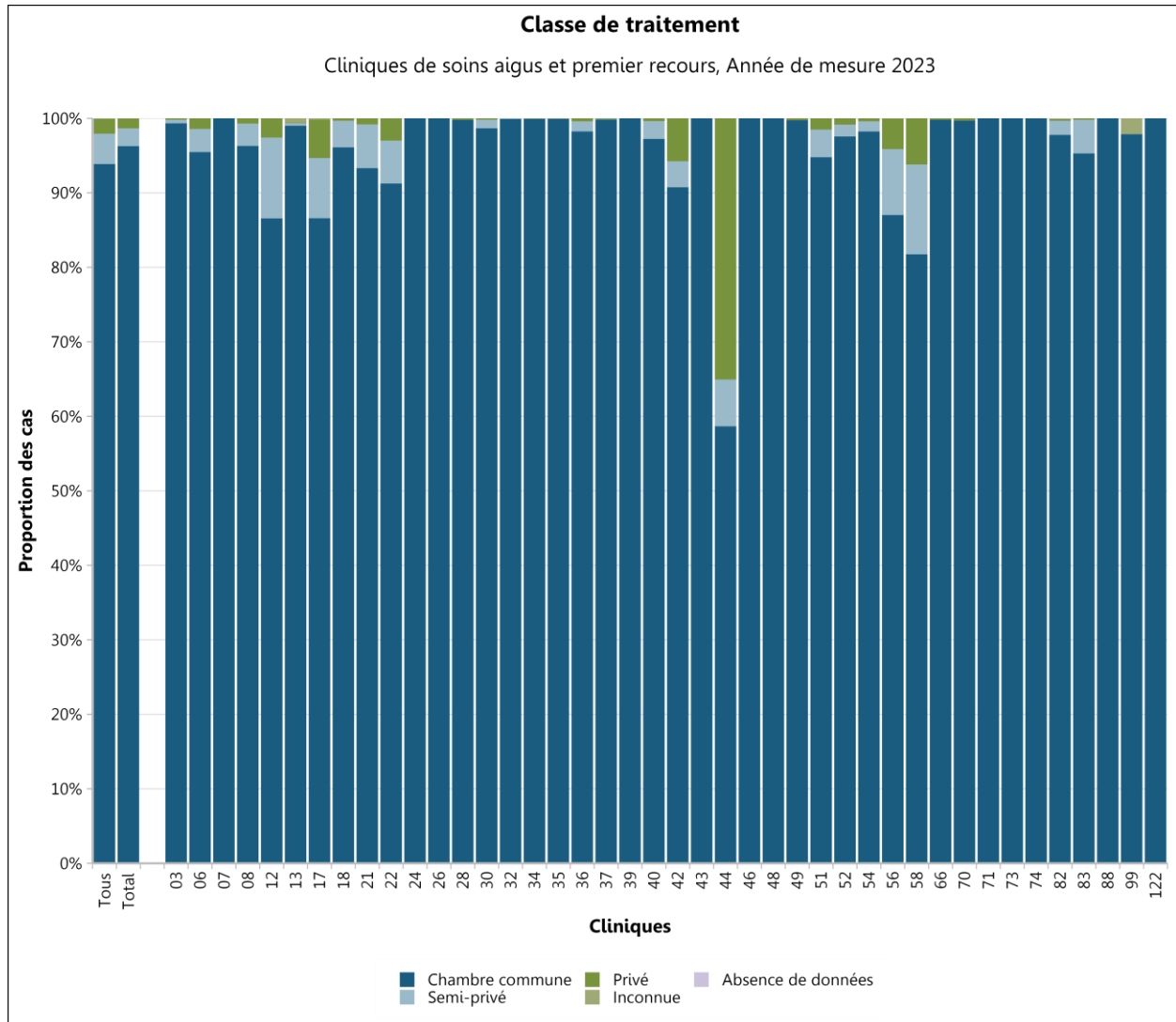


Figure 74: classe de traitement au sein des centres de soins aigus et premier recours

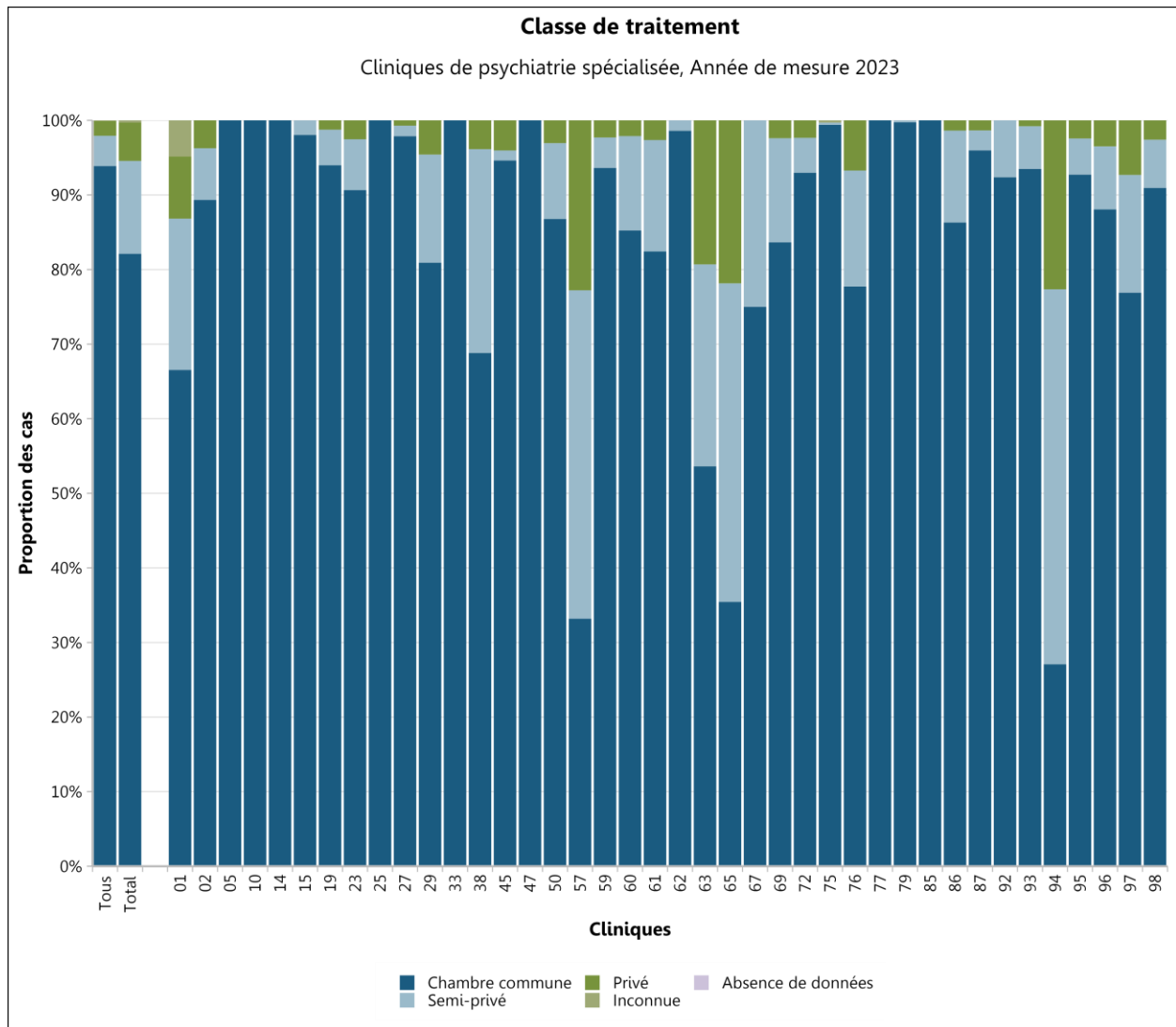


Figure 75: classe de traitement au sein de la psychiatrie spécialisée

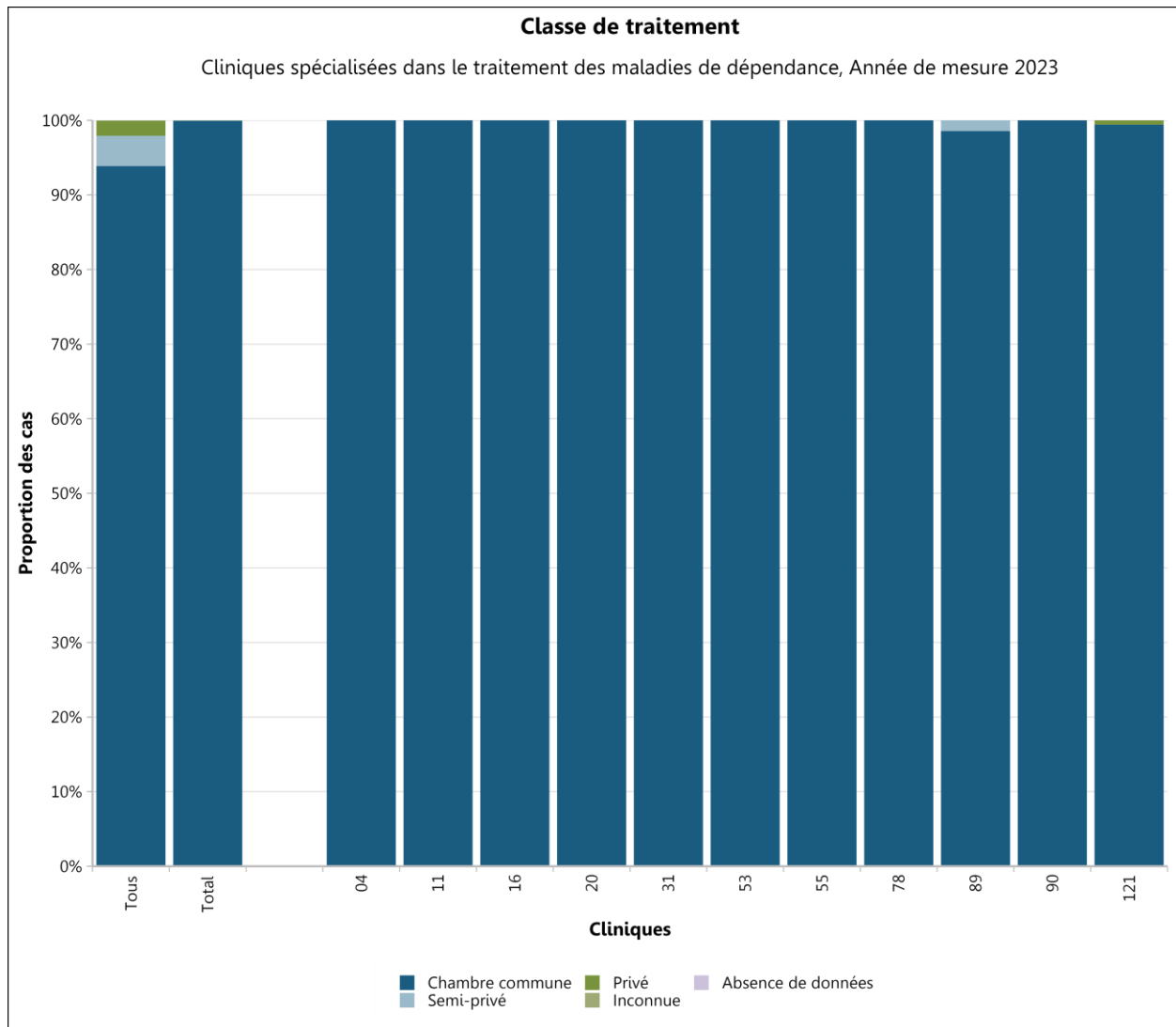


Figure 76: classe de traitement au sein des cliniques spécialisées dans le traitement des maladies de dépendance

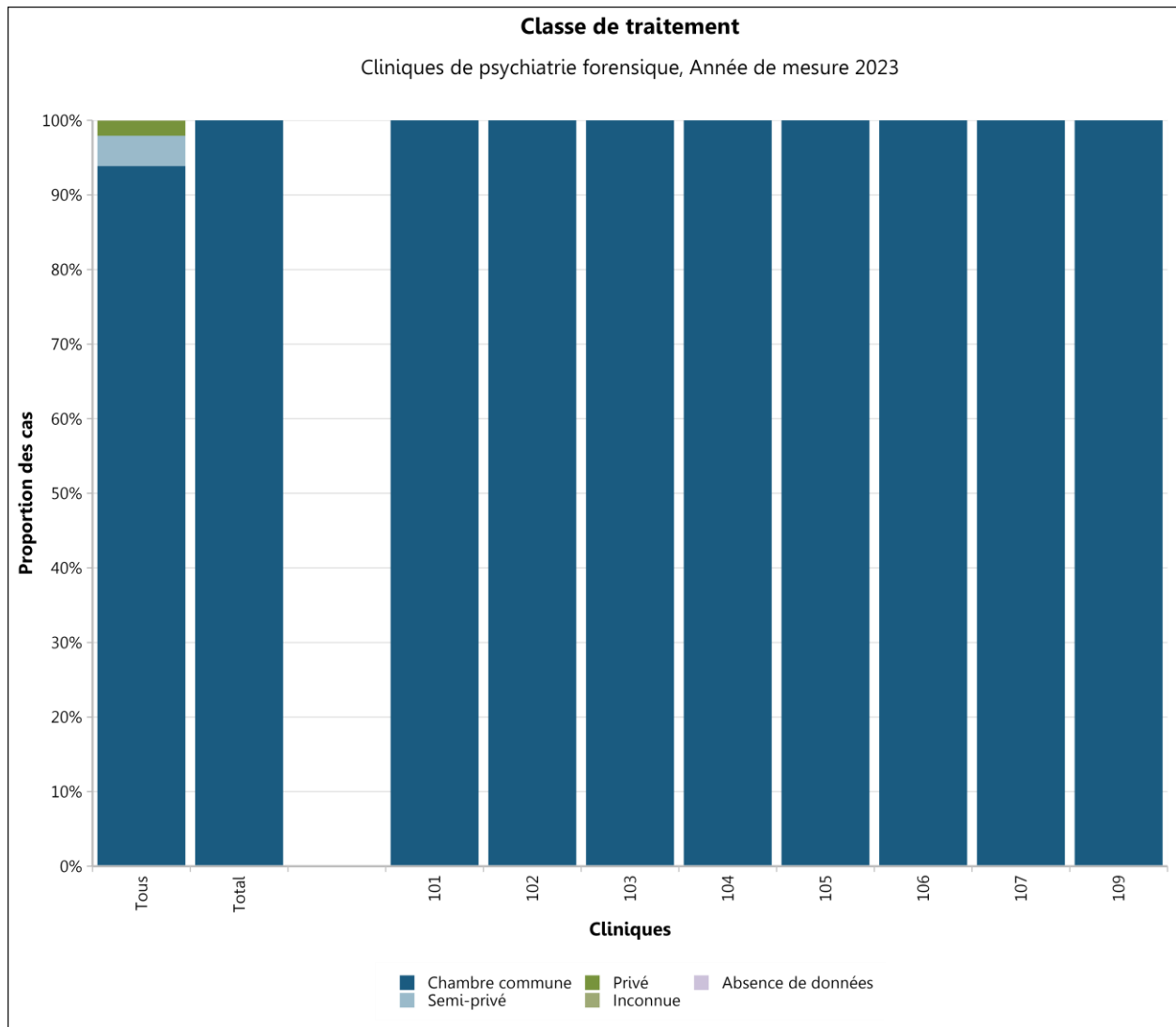


Figure 77: classe de traitement au sein des cliniques de psychiatrie forensique

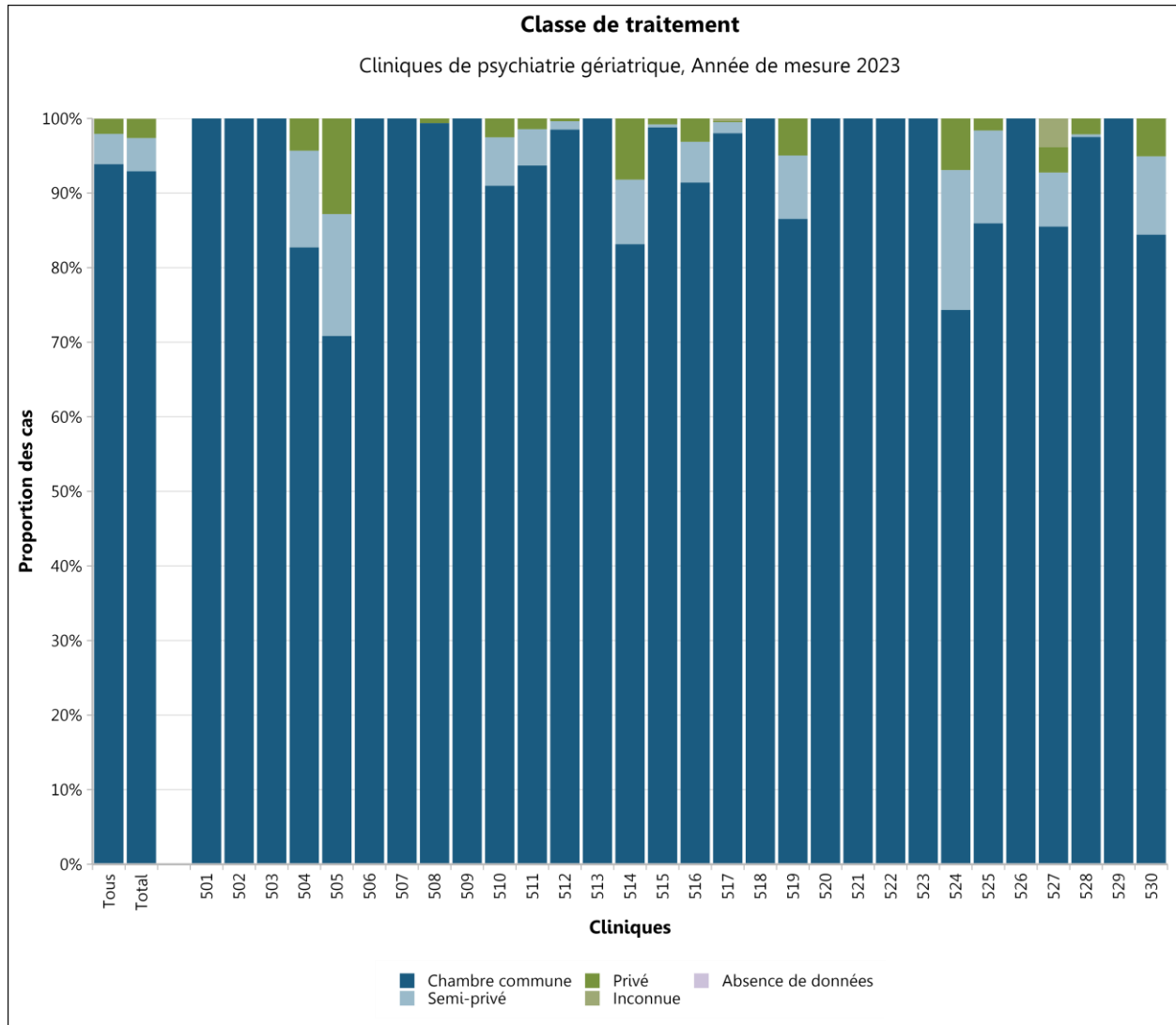


Figure 78: classe de traitement au sein des cliniques de psychiatrie gériatrique

|   | Clinique | Chambre commune |              | Semi-privé  |             | Privé       |             | Inconnue  |             | Absence de données |             |
|---|----------|-----------------|--------------|-------------|-------------|-------------|-------------|-----------|-------------|--------------------|-------------|
| <b>Toutes les cliniques</b>                 |          | <b>82242</b>    | <b>93.9%</b> | <b>3562</b> | <b>4.1%</b> | <b>1738</b> | <b>2.0%</b> | <b>72</b> | <b>0.1%</b> | <b>1</b>           | <b>0.0%</b> |
| Cliniques de soins aigus et premier recours | Total    | 57769           | 96.3%        | 1433        | 2.4%        | 780         | 1.3%        | 25        | 0.0%        | 1                  | 0.0%        |
|   | 03       | 3615            | 99.3%        | 17          | 0.5%        | 7           | 0.2%        | 0         | 0.0%        | 0                  | 0.0%        |
|   | 06       | 803             | 95.5%        | 26          | 3.1%        | 12          | 1.4%        | 0         | 0.0%        | 0                  | 0.0%        |
|   | 07       | 773             | 100%         | 0           | 0.0%        | 0           | 0.0%        | 0         | 0.0%        | 0                  | 0.0%        |
|   | 08       | 2470            | 96.3%        | 77          | 3.0%        | 18          | 0.7%        | 0         | 0.0%        | 0                  | 0.0%        |
|   | 12       | 1103            | 86.6%        | 138         | 10.8%       | 33          | 2.6%        | 0         | 0.0%        | 0                  | 0.0%        |
|   | 13       | 2412            | 99.0%        | 8           | 0.3%        | 2           | 0.1%        | 14        | 0.6%        | 0                  | 0.0%        |
|   | 17       | 1105            | 86.6%        | 103         | 8.1%        | 66          | 5.2%        | 2         | 0.2%        | 0                  | 0.0%        |
|   | 18       | 297             | 96.1%        | 11          | 3.6%        | 1           | 0.3%        | 0         | 0.0%        | 0                  | 0.0%        |
|   | 21       | 1478            | 93.3%        | 93          | 5.9%        | 13          | 0.8%        | 0         | 0.0%        | 0                  | 0.0%        |
|   | 22       | 2652            | 91.3%        | 167         | 5.7%        | 87          | 3.0%        | 0         | 0.0%        | 0                  | 0.0%        |
|   | 24       | 1470            | 100%         | 0           | 0.0%        | 0           | 0.0%        | 0         | 0.0%        | 0                  | 0.0%        |
|   | 26       | 2222            | 100%         | 0           | 0.0%        | 0           | 0.0%        | 0         | 0.0%        | 0                  | 0.0%        |
|   | 28       | 1039            | 99.8%        | 0           | 0.0%        | 2           | 0.2%        | 0         | 0.0%        | 0                  | 0.0%        |
|   | 30       | 1629            | 98.7%        | 19          | 1.2%        | 3           | 0.2%        | 0         | 0.0%        | 0                  | 0.0%        |
|   | 32       | 1194            | 99.9%        | 1           | 0.1%        | 0           | 0.0%        | 0         | 0.0%        | 0                  | 0.0%        |
|   | 34       | 1329            | 99.9%        | 0           | 0.0%        | 0           | 0.0%        | 1         | 0.1%        | 0                  | 0.0%        |
|   | 35       | 1558            | 99.9%        | 0           | 0.0%        | 0           | 0.0%        | 1         | 0.1%        | 0                  | 0.0%        |
|   | 36       | 730             | 98.3%        | 10          | 1.3%        | 3           | 0.4%        | 0         | 0.0%        | 0                  | 0.0%        |
|   | 37       | 1937            | 99.8%        | 1           | 0.1%        | 2           | 0.1%        | 0         | 0.0%        | 0                  | 0.0%        |
|   | 39       | 2029            | 100%         | 0           | 0.0%        | 0           | 0.0%        | 0         | 0.0%        | 0                  | 0.0%        |
|   | 40       | 1306            | 97.2%        | 32          | 2.4%        | 5           | 0.4%        | 0         | 0.0%        | 0                  | 0.0%        |
|   | 42       | 913             | 90.8%        | 35          | 3.5%        | 58          | 5.8%        | 0         | 0.0%        | 0                  | 0.0%        |
|   | 43       | 2049            | 100%         | 0           | 0.0%        | 0           | 0.0%        | 0         | 0.0%        | 0                  | 0.0%        |
|   | 44       | 271             | 58.7%        | 29          | 6.3%        | 162         | 35.1%       | 0         | 0.0%        | 0                  | 0.0%        |
|   | 46       | 1905            | 100%         | 0           | 0.0%        | 0           | 0.0%        | 0         | 0.0%        | 0                  | 0.0%        |
|   | 48       | 736             | 100%         | 0           | 0.0%        | 0           | 0.0%        | 0         | 0.0%        | 0                  | 0.0%        |
|   | 49       | 1198            | 99.8%        | 0           | 0.0%        | 3           | 0.2%        | 0         | 0.0%        | 0                  | 0.0%        |
|   | 51       | 1255            | 94.8%        | 49          | 3.7%        | 20          | 1.5%        | 0         | 0.0%        | 0                  | 0.0%        |
|   | 52       | 4186            | 97.6%        | 68          | 1.6%        | 36          | 0.8%        | 0         | 0.0%        | 0                  | 0.0%        |
|   | 54       | 1221            | 98.2%        | 17          | 1.4%        | 5           | 0.4%        | 0         | 0.0%        | 0                  | 0.0%        |
|   | 56       | 2333            | 87.0%        | 237         | 8.8%        | 110         | 4.1%        | 1         | 0.0%        | 0                  | 0.0%        |
| 58  | 1649     | 81.8%           | 243          | 12.0%       | 125         | 6.2%        | 0           | 0.0%      | 0           | 0.0%               |             |
| 66  | 541      | 99.8%           | 0            | 0.0%        | 1           | 0.2%        | 0           | 0.0%      | 0           | 0.0%               |             |
| 70  | 332      | 99.7%           | 0            | 0.0%        | 1           | 0.3%        | 0           | 0.0%      | 0           | 0.0%               |             |

|                                      | Clinique | Chambre commune |       | Semi-privé |       | Privé |       | Inconnue |      | Absence de données |      |
|--------------------------------------|----------|-----------------|-------|------------|-------|-------|-------|----------|------|--------------------|------|
|                                      |          |                 |       |            |       |       |       |          |      |                    |      |
|                                      | 71       | 867             | 100%  | 0          | 0.0%  | 0     | 0.0%  | 0        | 0.0% | 0                  | 0.0% |
|                                      | 73       | 990             | 100%  | 0          | 0.0%  | 0     | 0.0%  | 0        | 0.0% | 0                  | 0.0% |
|                                      | 74       | 893             | 100%  | 0          | 0.0%  | 0     | 0.0%  | 0        | 0.0% | 0                  | 0.0% |
|                                      | 82       | 1500            | 97.8% | 29         | 1.9%  | 4     | 0.3%  | 0        | 0.0% | 1                  | 0.1% |
|                                      | 83       | 486             | 95.3% | 23         | 4.5%  | 1     | 0.2%  | 0        | 0.0% | 0                  | 0.0% |
|                                      | 88       | 122             | 100%  | 0          | 0.0%  | 0     | 0.0%  | 0        | 0.0% | 0                  | 0.0% |
|                                      | 99       | 277             | 97.9% | 0          | 0.0%  | 0     | 0.0%  | 6        | 2.1% | 0                  | 0.0% |
|                                      | 122      | 894             | 100%  | 0          | 0.0%  | 0     | 0.0%  | 0        | 0.0% | 0                  | 0.0% |
| Cliniques de psychiatrie spécialisée | Total    | 10798           | 82.1% | 1638       | 12.5% | 678   | 5.2%  | 37       | 0.3% | 0                  | 0.0% |
|                                      | 01       | 495             | 66.5% | 151        | 20.3% | 62    | 8.3%  | 36       | 4.8% | 0                  | 0.0% |
|                                      | 02       | 670             | 89.3% | 52         | 6.9%  | 28    | 3.7%  | 0        | 0.0% | 0                  | 0.0% |
|                                      | 05       | 311             | 100%  | 0          | 0.0%  | 0     | 0.0%  | 0        | 0.0% | 0                  | 0.0% |
|                                      | 10       | 69              | 100%  | 0          | 0.0%  | 0     | 0.0%  | 0        | 0.0% | 0                  | 0.0% |
|                                      | 14       | 115             | 100%  | 0          | 0.0%  | 0     | 0.0%  | 0        | 0.0% | 0                  | 0.0% |
|                                      | 15       | 200             | 98.0% | 4          | 2.0%  | 0     | 0.0%  | 0        | 0.0% | 0                  | 0.0% |
|                                      | 19       | 452             | 94.0% | 23         | 4.8%  | 6     | 1.2%  | 0        | 0.0% | 0                  | 0.0% |
|                                      | 23       | 465             | 90.6% | 35         | 6.8%  | 13    | 2.5%  | 0        | 0.0% | 0                  | 0.0% |
|                                      | 25       | 291             | 100%  | 0          | 0.0%  | 0     | 0.0%  | 0        | 0.0% | 0                  | 0.0% |
|                                      | 27       | 138             | 97.9% | 2          | 1.4%  | 1     | 0.7%  | 0        | 0.0% | 0                  | 0.0% |
|                                      | 29       | 318             | 80.9% | 57         | 14.5% | 18    | 4.6%  | 0        | 0.0% | 0                  | 0.0% |
|                                      | 33       | 384             | 100%  | 0          | 0.0%  | 0     | 0.0%  | 0        | 0.0% | 0                  | 0.0% |
|                                      | 38       | 214             | 68.8% | 85         | 27.3% | 12    | 3.9%  | 0        | 0.0% | 0                  | 0.0% |
|                                      | 45       | 211             | 94.6% | 3          | 1.3%  | 9     | 4.0%  | 0        | 0.0% | 0                  | 0.0% |
|                                      | 47       | 148             | 100%  | 0          | 0.0%  | 0     | 0.0%  | 0        | 0.0% | 0                  | 0.0% |
|                                      | 50       | 512             | 86.8% | 60         | 10.2% | 18    | 3.1%  | 0        | 0.0% | 0                  | 0.0% |
|                                      | 57       | 217             | 33.2% | 288        | 44.0% | 149   | 22.8% | 0        | 0.0% | 0                  | 0.0% |
|                                      | 59       | 367             | 93.6% | 16         | 4.1%  | 9     | 2.3%  | 0        | 0.0% | 0                  | 0.0% |
|                                      | 60       | 283             | 85.2% | 42         | 12.7% | 7     | 2.1%  | 0        | 0.0% | 0                  | 0.0% |
|                                      | 61       | 469             | 82.4% | 85         | 14.9% | 15    | 2.6%  | 0        | 0.0% | 0                  | 0.0% |
|                                      | 62       | 70              | 98.6% | 1          | 1.4%  | 0     | 0.0%  | 0        | 0.0% | 0                  | 0.0% |
|                                      | 63       | 372             | 53.6% | 188        | 27.1% | 134   | 19.3% | 0        | 0.0% | 0                  | 0.0% |
|                                      | 65       | 73              | 35.4% | 88         | 42.7% | 45    | 21.8% | 0        | 0.0% | 0                  | 0.0% |
|                                      | 67       | 6               | 75.0% | 2          | 25.0% | 0     | 0.0%  | 0        | 0.0% | 0                  | 0.0% |
|                                      | 69       | 665             | 83.6% | 111        | 14.0% | 19    | 2.4%  | 0        | 0.0% | 0                  | 0.0% |
|                                      | 72       | 119             | 93.0% | 6          | 4.7%  | 3     | 2.3%  | 0        | 0.0% | 0                  | 0.0% |
| 75                                   | 332      | 99.4%           | 1     | 0.3%       | 0     | 0.0%  | 1     | 0.3%     | 0    | 0.0%               |      |
| 76                                   | 335      | 77.7%           | 67    | 15.5%      | 29    | 6.7%  | 0     | 0.0%     | 0    | 0.0%               |      |

|  | Clinique               | Chambre commune |       | Semi-privé |       | Privé |       | Inconnue |      | Absence de données |      |
|--|------------------------|-----------------|-------|------------|-------|-------|-------|----------|------|--------------------|------|
|  | 77                     | 166             | 100%  | 0          | 0.0%  | 0     | 0.0%  | 0        | 0.0% | 0                  | 0.0% |
|  | 79                     | 386             | 99.7% | 1          | 0.3%  | 0     | 0.0%  | 0        | 0.0% | 0                  | 0.0% |
|  | 85                     | 38              | 100%  | 0          | 0.0%  | 0     | 0.0%  | 0        | 0.0% | 0                  | 0.0% |
|  | 86                     | 189             | 86.3% | 27         | 12.3% | 3     | 1.4%  | 0        | 0.0% | 0                  | 0.0% |
|  | 87                     | 214             | 96.0% | 6          | 2.7%  | 3     | 1.3%  | 0        | 0.0% | 0                  | 0.0% |
|  | 92                     | 121             | 92.4% | 10         | 7.6%  | 0     | 0.0%  | 0        | 0.0% | 0                  | 0.0% |
|  | 93                     | 359             | 93.5% | 22         | 5.7%  | 3     | 0.8%  | 0        | 0.0% | 0                  | 0.0% |
|  | 94                     | 49              | 27.1% | 91         | 50.3% | 41    | 22.7% | 0        | 0.0% | 0                  | 0.0% |
|  | 95                     | 191             | 92.7% | 10         | 4.9%  | 5     | 2.4%  | 0        | 0.0% | 0                  | 0.0% |
|  | 96                     | 177             | 88.1% | 17         | 8.5%  | 7     | 3.5%  | 0        | 0.0% | 0                  | 0.0% |
|  | 97                     | 326             | 76.9% | 67         | 15.8% | 31    | 7.3%  | 0        | 0.0% | 0                  | 0.0% |
|  | 98                     | 281             | 90.9% | 20         | 6.5%  | 8     | 2.6%  | 0        | 0.0% | 0                  | 0.0% |
| Cliniques spécialisées dans le traitement des maladies de dépendance | Total                  | 2709            | 99.9% | 1          | 0.0%  | 1     | 0.0%  | 0        | 0.0% | 0                  | 0.0% |
|  | 04                     | 90              | 100%  | 0          | 0.0%  | 0     | 0.0%  | 0        | 0.0% | 0                  | 0.0% |
|  | 11                     | 605             | 100%  | 0          | 0.0%  | 0     | 0.0%  | 0        | 0.0% | 0                  | 0.0% |
|  | 16                     | 356             | 100%  | 0          | 0.0%  | 0     | 0.0%  | 0        | 0.0% | 0                  | 0.0% |
|  | 20                     | 179             | 100%  | 0          | 0.0%  | 0     | 0.0%  | 0        | 0.0% | 0                  | 0.0% |
|  | 31                     | 85              | 100%  | 0          | 0.0%  | 0     | 0.0%  | 0        | 0.0% | 0                  | 0.0% |
|  | 53                     | 233             | 100%  | 0          | 0.0%  | 0     | 0.0%  | 0        | 0.0% | 0                  | 0.0% |
|  | 55                     | 715             | 100%  | 0          | 0.0%  | 0     | 0.0%  | 0        | 0.0% | 0                  | 0.0% |
|  | 78                     | 164             | 100%  | 0          | 0.0%  | 0     | 0.0%  | 0        | 0.0% | 0                  | 0.0% |
|  | 89                     | 69              | 98.6% | 1          | 1.4%  | 0     | 0.0%  | 0        | 0.0% | 0                  | 0.0% |
|  | 90                     | 41              | 100%  | 0          | 0.0%  | 0     | 0.0%  | 0        | 0.0% | 0                  | 0.0% |
|  | 121                    | 172             | 99.4% | 0          | 0.0%  | 1     | 0.6%  | 0        | 0.0% | 0                  | 0.0% |
|  | Psychiatrie forensique | Total           | 735   | 100%       | 0     | 0.0%  | 0     | 0.0%     | 0    | 0.0%               | 0    |
| 101  |                        | 75              | 100%  | 0          | 0.0%  | 0     | 0.0%  | 0        | 0.0% | 0                  | 0.0% |
| 102  |                        | 289             | 100%  | 0          | 0.0%  | 0     | 0.0%  | 0        | 0.0% | 0                  | 0.0% |
| 103  |                        | 15              | 100%  | 0          | 0.0%  | 0     | 0.0%  | 0        | 0.0% | 0                  | 0.0% |
| 104  |                        | 63              | 100%  | 0          | 0.0%  | 0     | 0.0%  | 0        | 0.0% | 0                  | 0.0% |
| 105  |                        | 48              | 100%  | 0          | 0.0%  | 0     | 0.0%  | 0        | 0.0% | 0                  | 0.0% |
| 106  |                        | 109             | 100%  | 0          | 0.0%  | 0     | 0.0%  | 0        | 0.0% | 0                  | 0.0% |
| 107  |                        | 115             | 100%  | 0          | 0.0%  | 0     | 0.0%  | 0        | 0.0% | 0                  | 0.0% |
| 109  |                        | 21              | 100%  | 0          | 0.0%  | 0     | 0.0%  | 0        | 0.0% | 0                  | 0.0% |
| Psychiatrie gériatrique  | Total                  | 10231           | 92.9% | 490        | 4.5%  | 279   | 2.5%  | 10       | 0.1% | 0                  | 0.0% |



| Clinique | Chambre commune |       | Semi-privé |       | Privé |       | Inconnue |      | Absence de données |      |
|----------|-----------------|-------|------------|-------|-------|-------|----------|------|--------------------|------|
| 501      | 87              | 100%  | 0          | 0.0%  | 0     | 0.0%  | 0        | 0.0% | 0                  | 0.0% |
| 502      | 373             | 100%  | 0          | 0.0%  | 0     | 0.0%  | 0        | 0.0% | 0                  | 0.0% |
| 503      | 197             | 100%  | 0          | 0.0%  | 0     | 0.0%  | 0        | 0.0% | 0                  | 0.0% |
| 504      | 134             | 82.7% | 21         | 13.0% | 7     | 4.3%  | 0        | 0.0% | 0                  | 0.0% |
| 505      | 464             | 70.8% | 107        | 16.3% | 84    | 12.8% | 0        | 0.0% | 0                  | 0.0% |
| 506      | 329             | 100%  | 0          | 0.0%  | 0     | 0.0%  | 0        | 0.0% | 0                  | 0.0% |
| 507      | 156             | 100%  | 0          | 0.0%  | 0     | 0.0%  | 0        | 0.0% | 0                  | 0.0% |
| 508      | 320             | 99.4% | 0          | 0.0%  | 2     | 0.6%  | 0        | 0.0% | 0                  | 0.0% |
| 509      | 546             | 100%  | 0          | 0.0%  | 0     | 0.0%  | 0        | 0.0% | 0                  | 0.0% |
| 510      | 252             | 91.0% | 18         | 6.5%  | 7     | 2.5%  | 0        | 0.0% | 0                  | 0.0% |
| 511      | 327             | 93.7% | 17         | 4.9%  | 5     | 1.4%  | 0        | 0.0% | 0                  | 0.0% |
| 512      | 530             | 98.5% | 6          | 1.1%  | 2     | 0.4%  | 0        | 0.0% | 0                  | 0.0% |
| 513      | 441             | 100%  | 0          | 0.0%  | 0     | 0.0%  | 0        | 0.0% | 0                  | 0.0% |
| 514      | 740             | 83.1% | 77         | 8.7%  | 73    | 8.2%  | 0        | 0.0% | 0                  | 0.0% |
| 515      | 249             | 98.8% | 1          | 0.4%  | 2     | 0.8%  | 0        | 0.0% | 0                  | 0.0% |
| 516      | 585             | 91.4% | 35         | 5.5%  | 20    | 3.1%  | 0        | 0.0% | 0                  | 0.0% |
| 517      | 594             | 98.0% | 9          | 1.5%  | 1     | 0.2%  | 2        | 0.3% | 0                  | 0.0% |
| 518      | 369             | 100%  | 0          | 0.0%  | 0     | 0.0%  | 0        | 0.0% | 0                  | 0.0% |
| 519      | 244             | 86.5% | 24         | 8.5%  | 14    | 5.0%  | 0        | 0.0% | 0                  | 0.0% |
| 520      | 322             | 100%  | 0          | 0.0%  | 0     | 0.0%  | 0        | 0.0% | 0                  | 0.0% |
| 521      | 429             | 100%  | 0          | 0.0%  | 0     | 0.0%  | 0        | 0.0% | 0                  | 0.0% |
| 522      | 477             | 100%  | 0          | 0.0%  | 0     | 0.0%  | 0        | 0.0% | 0                  | 0.0% |
| 523      | 298             | 100%  | 0          | 0.0%  | 0     | 0.0%  | 0        | 0.0% | 0                  | 0.0% |
| 524      | 301             | 74.3% | 76         | 18.8% | 28    | 6.9%  | 0        | 0.0% | 0                  | 0.0% |
| 525      | 373             | 85.9% | 54         | 12.4% | 7     | 1.6%  | 0        | 0.0% | 0                  | 0.0% |
| 526      | 266             | 100%  | 0          | 0.0%  | 0     | 0.0%  | 0        | 0.0% | 0                  | 0.0% |
| 527      | 177             | 85.5% | 15         | 7.2%  | 7     | 3.4%  | 8        | 3.9% | 0                  | 0.0% |
| 528      | 275             | 97.5% | 1          | 0.4%  | 6     | 2.1%  | 0        | 0.0% | 0                  | 0.0% |
| 529      | 143             | 100%  | 0          | 0.0%  | 0     | 0.0%  | 0        | 0.0% | 0                  | 0.0% |
| 530      | 233             | 84.4% | 29         | 10.5% | 14    | 5.1%  | 0        | 0.0% | 0                  | 0.0% |

Tableau 23: classe de traitement au sein des cliniques

### 1.17 Durée de séjour au sein des cliniques

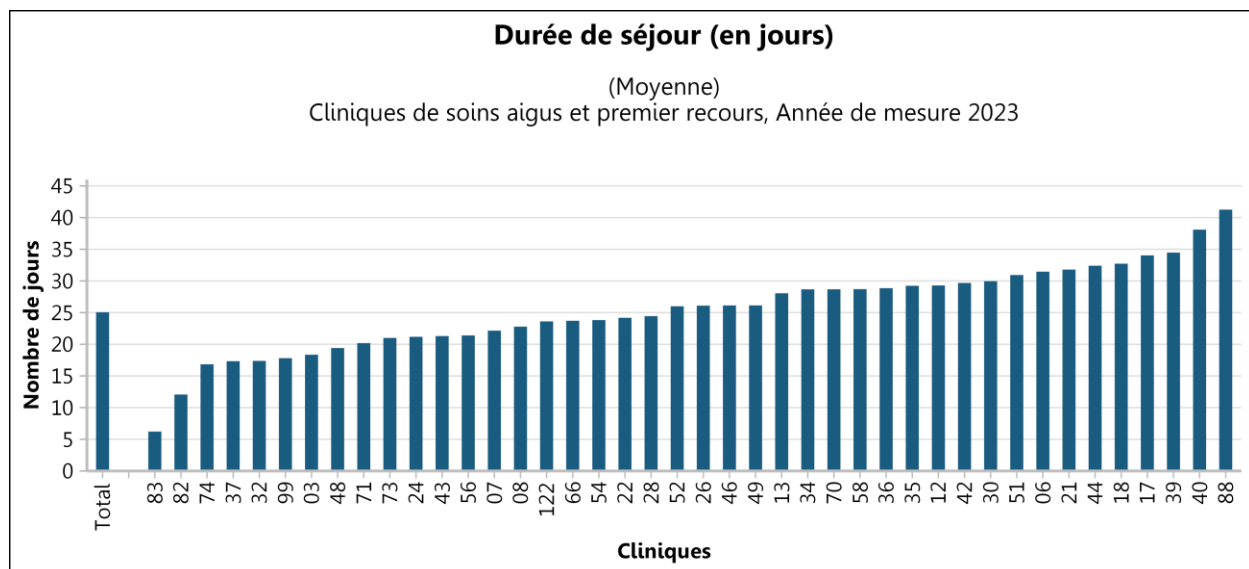


Figure 79: durée de séjour (moyenne) au sein des centres de soins aigus et premier recours

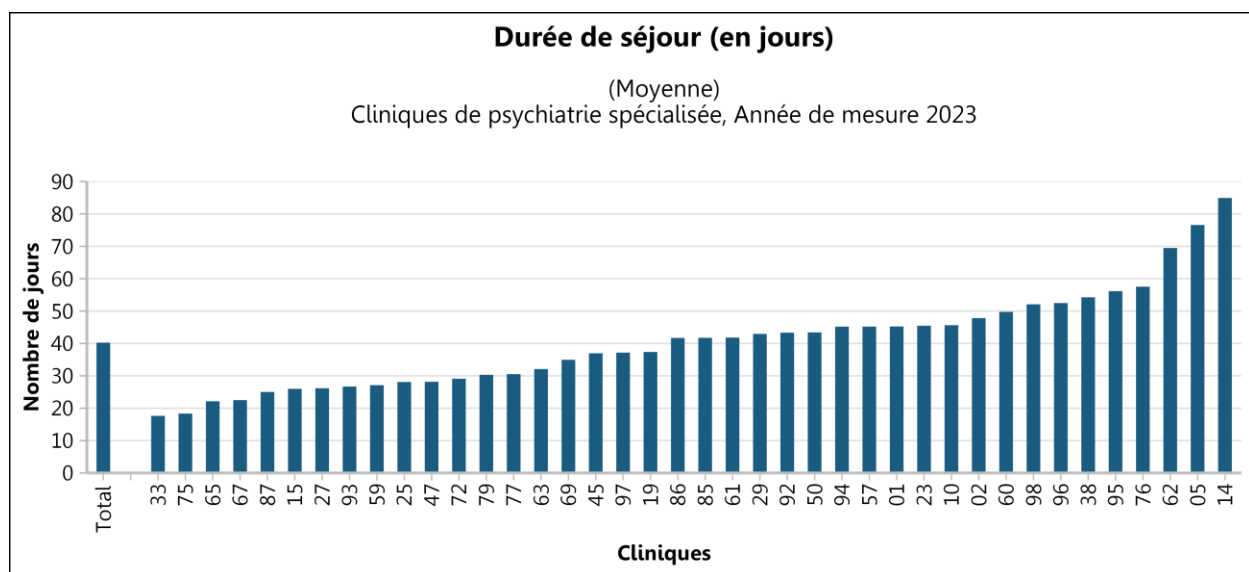


Figure 80: durée de séjour (moyenne) au sein de la psychiatrie spécialisée

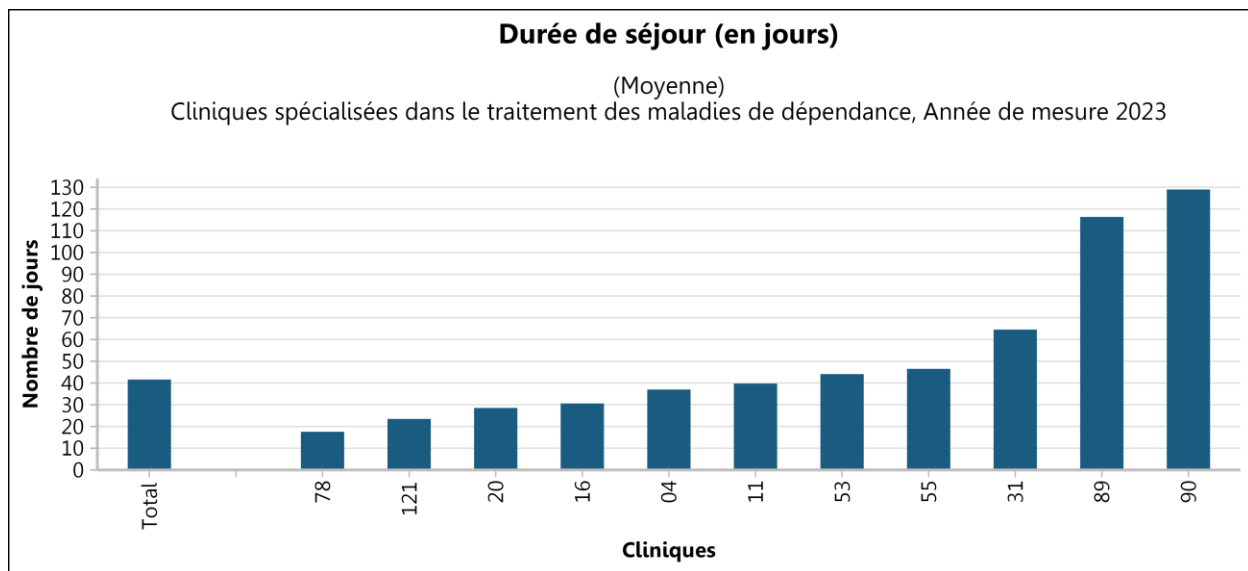


Figure 81: durée de séjour (moyenne) au sein des cliniques spécialisées dans le traitement des maladies de dépendance

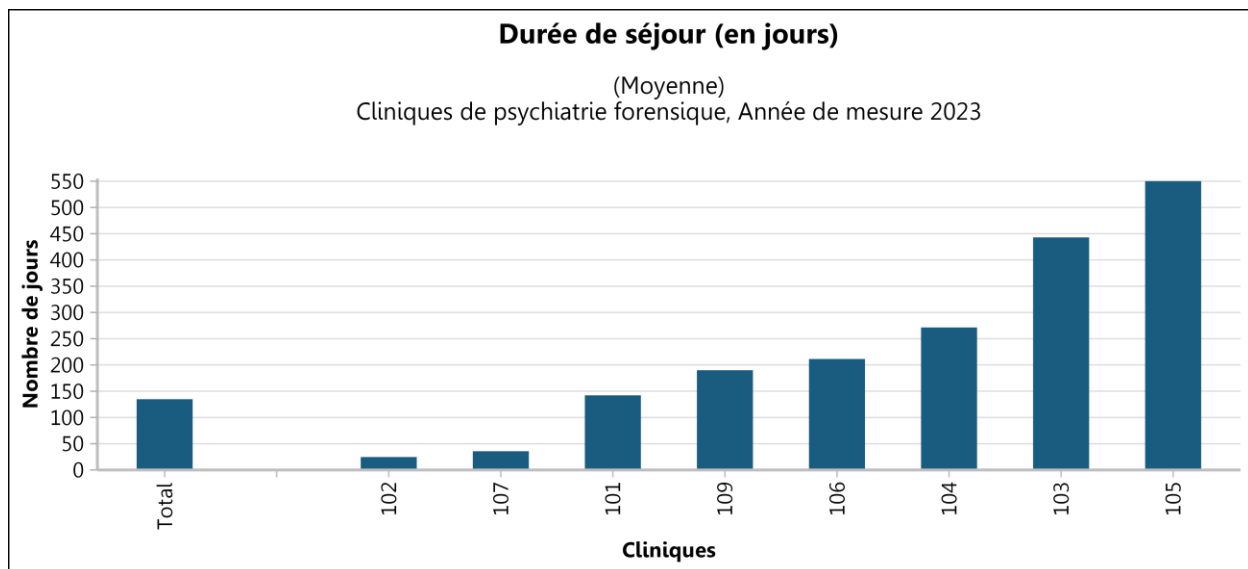


Figure 82: durée de séjour (moyenne) au sein des cliniques de psychiatrie forensique

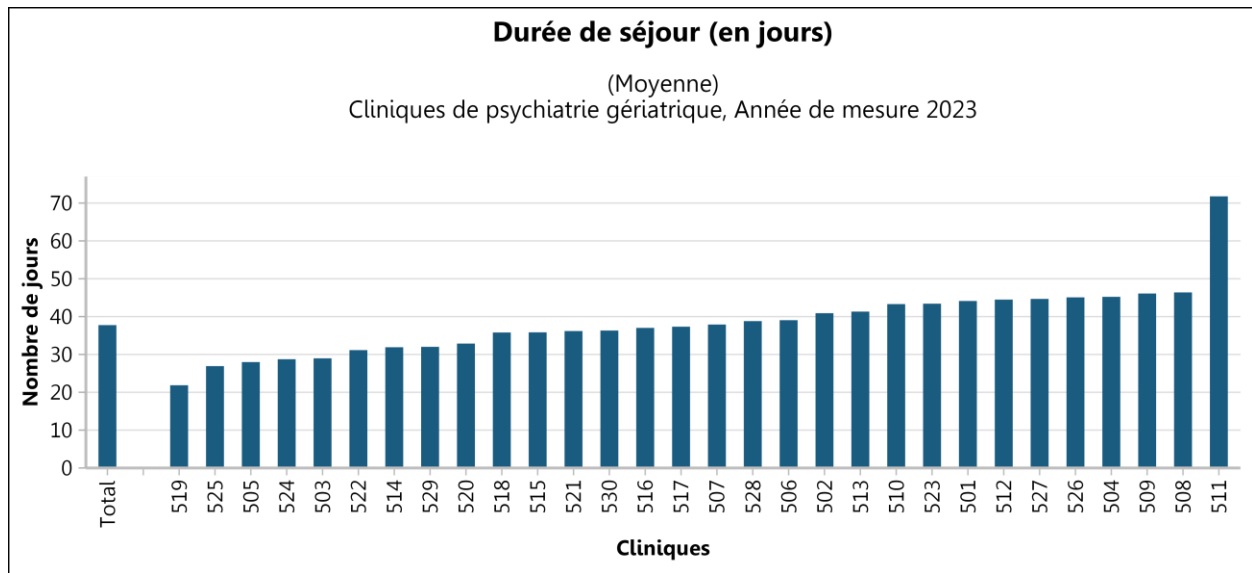


Figure 83: durée de séjour (moyenne) au sein des cliniques de psychiatrie gériatrique

| Clinique                                    | Moyenne     | +/- ET      | Minimum    | 25 <sup>e</sup><br>centile | Médiane     | 75 <sup>e</sup><br>centile | Maximum       | Valide N     | Manquant  |    |
|---|-------------|-------------|------------|----------------------------|-------------|----------------------------|---------------|--------------|-----------|----|
| <b>Toutes les cliniques</b>                 | <b>30.4</b> | <b>48.0</b> | <b>0.0</b> | <b>7.0</b>                 | <b>20.5</b> | <b>41.9</b>                | <b>3344.0</b> | <b>87564</b> | <b>51</b> |    |
| Cliniques de soins aigus et premier recours | Total       | 25.1        | 32.2       | 0.0                        | 6.0         | 15.0                       | 34.0          | 1129.0       | 59957     | 51 |
|   | 03          | 18.4        | 25.0       | 0.0                        | 4.0         | 10.0                       | 25.0          | 505.0        | 3639      | 0  |
|   | 06          | 31.5        | 30.1       | 0.0                        | 7.0         | 22.0                       | 49.0          | 196.8        | 841       | 0  |
|   | 07          | 22.2        | 25.8       | 1.0                        | 7.0         | 15.0                       | 27.9          | 290.0        | 773       | 0  |
|   | 08          | 22.8        | 33.4       | 0.0                        | 4.0         | 11.7                       | 27.0          | 431.0        | 2565      | 0  |
|   | 12          | 29.3        | 18.2       | 0.0                        | 15.0        | 29.0                       | 41.0          | 203.0        | 1274      | 0  |
|   | 13          | 28.0        | 38.0       | 0.0                        | 6.0         | 16.0                       | 36.0          | 606.0        | 2436      | 0  |
|   | 17          | 34.0        | 26.2       | 1.0                        | 19.0        | 33.0                       | 44.0          | 317.8        | 1276      | 0  |
|   | 18          | 32.7        | 25.0       | 1.0                        | 14.0        | 27.0                       | 46.6          | 150.6        | 309       | 0  |
|   | 21          | 31.8        | 34.4       | 0.0                        | 8.0         | 21.0                       | 43.0          | 307.8        | 1584      | 0  |
|   | 22          | 24.2        | 28.4       | 0.0                        | 5.0         | 13.0                       | 34.4          | 230.8        | 2906      | 0  |
|   | 24          | 21.2        | 26.3       | 0.0                        | 8.0         | 15.0                       | 26.0          | 505.0        | 1470      | 0  |
|   | 26          | 26.1        | 61.3       | 0.0                        | 6.0         | 10.0                       | 22.0          | 1129.0       | 2221      | 1  |
|   | 28          | 24.4        | 30.8       | 0.0                        | 4.0         | 14.0                       | 34.0          | 306.0        | 1041      | 0  |
|   | 30          | 30.0        | 36.8       | 0.0                        | 6.0         | 17.0                       | 42.0          | 519.0        | 1651      | 0  |
|   | 32          | 17.4        | 27.7       | 1.0                        | 6.0         | 13.0                       | 20.0          | 603.0        | 1195      | 0  |
|   | 34          | 28.7        | 31.5       | 0.0                        | 5.0         | 17.0                       | 40.0          | 208.0        | 1330      | 0  |
|   | 35          | 29.2        | 36.1       | 0.0                        | 4.0         | 15.0                       | 40.1          | 360.6        | 1559      | 0  |
|   | 36          | 28.9        | 35.5       | 0.0                        | 7.5         | 18.0                       | 37.5          | 347.0        | 743       | 0  |
|   | 37          | 17.3        | 20.8       | 0.0                        | 3.0         | 10.0                       | 24.0          | 279.0        | 1940      | 0  |
|   | 39          | 34.5        | 38.9       | 0.0                        | 6.0         | 19.0                       | 52.0          | 333.1        | 2029      | 0  |
|   | 40          | 38.1        | 29.7       | 0.0                        | 13.0        | 34.8                       | 56.0          | 229.0        | 1343      | 0  |
|   | 42          | 29.7        | 24.3       | 1.0                        | 13.0        | 25.0                       | 39.0          | 173.0        | 1006      | 0  |
|   | 43          | 21.3        | 26.5       | 0.0                        | 6.0         | 14.0                       | 28.0          | 530.4        | 1999      | 50 |
|   | 44          | 32.4        | 23.9       | 1.0                        | 18.0        | 28.0                       | 42.9          | 162.0        | 462       | 0  |
|   | 46          | 26.1        | 46.2       | 0.0                        | 6.0         | 15.0                       | 28.0          | 1103.0       | 1905      | 0  |
|   | 48          | 19.4        | 51.1       | 0.0                        | 4.7         | 8.0                        | 19.0          | 1126.8       | 736       | 0  |
|   | 49          | 26.1        | 35.1       | 0.0                        | 7.0         | 14.0                       | 30.0          | 329.1        | 1201      | 0  |
|   | 51          | 30.9        | 36.0       | 0.0                        | 6.0         | 20.0                       | 45.0          | 445.0        | 1324      | 0  |
|   | 52          | 26.0        | 29.3       | 0.0                        | 6.0         | 16.1                       | 37.9          | 416.0        | 4290      | 0  |
|   | 54          | 23.8        | 26.3       | 0.0                        | 5.0         | 12.0                       | 35.0          | 121.0        | 1243      | 0  |
|   | 56          | 21.4        | 20.3       | 0.0                        | 6.0         | 15.0                       | 30.3          | 131.0        | 2681      | 0  |
|   | 58          | 28.7        | 22.4       | 0.0                        | 9.0         | 27.0                       | 44.0          | 221.0        | 2017      | 0  |
|   | 66          | 23.7        | 23.1       | 0.0                        | 8.0         | 18.4                       | 31.0          | 146.0        | 542       | 0  |

| Clinique                             | Moyenne | +/- ET | Minimum | 25 <sup>e</sup> centile | Médiane | 75 <sup>e</sup> centile | Maximum | Valide N | Manquant |   |
|--------------------------------------|---------|--------|---------|-------------------------|---------|-------------------------|---------|----------|----------|---|
|                                      | 70      | 28.7   | 27.7    | 0.0                     | 9.0     | 21.0                    | 41.0    | 176.0    | 333      | 0 |
|                                      | 71      | 20.2   | 23.3    | 0.0                     | 5.0     | 13.0                    | 27.0    | 245.0    | 867      | 0 |
|                                      | 73      | 21.0   | 23.7    | 0.0                     | 6.0     | 14.0                    | 27.7    | 257.0    | 990      | 0 |
|                                      | 74      | 16.8   | 20.1    | 0.0                     | 4.0     | 10.0                    | 21.0    | 192.0    | 893      | 0 |
|                                      | 82      | 12.1   | 14.1    | 0.0                     | 3.0     | 8.0                     | 15.0    | 145.7    | 1534     | 0 |
|                                      | 83      | 6.2    | 3.2     | 1.0                     | 5.0     | 6.0                     | 7.0     | 29.0     | 510      | 0 |
|                                      | 88      | 41.3   | 37.5    | 2.0                     | 17.0    | 29.0                    | 55.2    | 284.2    | 122      | 0 |
|                                      | 99      | 17.8   | 11.1    | 0.0                     | 9.0     | 17.0                    | 26.0    | 56.0     | 283      | 0 |
|                                      | 122     | 23.6   | 36.2    | 0.0                     | 7.0     | 16.0                    | 28.0    | 707.0    | 894      | 0 |
| CLiniques de psychiatrie spécialisée | Total   | 40.3   | 27.7    | 0.0                     | 21.0    | 39.0                    | 53.4    | 370.0    | 13151    | 0 |
|                                      | 01      | 45.2   | 15.4    | 1.0                     | 40.0    | 44.0                    | 56.0    | 92.0     | 744      | 0 |
|                                      | 02      | 47.8   | 24.1    | 0.0                     | 34.0    | 49.0                    | 59.0    | 180.0    | 750      | 0 |
|                                      | 05      | 76.6   | 48.8    | 1.0                     | 29.5    | 77.0                    | 116.1   | 201.5    | 311      | 0 |
|                                      | 10      | 45.6   | 25.3    | 1.0                     | 28.0    | 45.0                    | 65.0    | 98.0     | 69       | 0 |
|                                      | 14      | 84.9   | 65.0    | 1.0                     | 35.3    | 75.9                    | 121.6   | 332.4    | 115      | 0 |
|                                      | 15      | 26.0   | 20.4    | 0.0                     | 12.0    | 23.0                    | 35.0    | 144.0    | 204      | 0 |
|                                      | 19      | 37.4   | 16.4    | 0.0                     | 28.0    | 41.0                    | 45.0    | 140.0    | 481      | 0 |
|                                      | 23      | 45.5   | 22.7    | 1.0                     | 33.0    | 43.0                    | 56.0    | 174.0    | 513      | 0 |
|                                      | 25      | 28.1   | 19.7    | 1.0                     | 17.0    | 25.0                    | 33.0    | 128.0    | 291      | 0 |
|                                      | 27      | 26.2   | 26.5    | 1.0                     | 7.0     | 18.0                    | 36.0    | 188.0    | 141      | 0 |
|                                      | 29      | 43.0   | 8.7     | 5.0                     | 40.5    | 41.2                    | 49.0    | 70.0     | 393      | 0 |
|                                      | 33      | 17.6   | 16.6    | 1.0                     | 6.0     | 14.0                    | 23.0    | 124.5    | 384      | 0 |
|                                      | 38      | 54.3   | 29.2    | 1.0                     | 30.0    | 55.0                    | 79.0    | 120.0    | 311      | 0 |
|                                      | 45      | 37.0   | 24.4    | 0.0                     | 21.0    | 33.0                    | 50.0    | 118.0    | 223      | 0 |
|                                      | 47      | 28.2   | 22.3    | 0.0                     | 14.0    | 24.9                    | 35.7    | 118.5    | 148      | 0 |
|                                      | 50      | 43.4   | 24.6    | 1.0                     | 23.0    | 48.0                    | 60.0    | 146.0    | 590      | 0 |
|                                      | 57      | 45.2   | 16.7    | 0.0                     | 37.1    | 46.4                    | 55.4    | 95.5     | 654      | 0 |
|                                      | 59      | 27.1   | 19.3    | 0.0                     | 12.0    | 23.0                    | 39.1    | 95.0     | 392      | 0 |
|                                      | 60      | 49.7   | 21.1    | 2.0                     | 33.0    | 56.0                    | 70.0    | 71.0     | 332      | 0 |
|                                      | 61      | 41.8   | 13.1    | 1.0                     | 38.0    | 43.0                    | 50.0    | 76.0     | 569      | 0 |
|                                      | 62      | 69.5   | 48.4    | 3.0                     | 23.1    | 69.0                    | 101.6   | 182.0    | 71       | 0 |
|                                      | 63      | 32.1   | 24.3    | 0.0                     | 15.0    | 27.0                    | 44.8    | 168.0    | 694      | 0 |
|                                      | 65      | 22.1   | 10.8    | 1.0                     | 13.2    | 21.0                    | 28.0    | 62.0     | 206      | 0 |
|                                      | 67      | 22.5   | 3.7     | 19.0                    | 19.0    | 22.5                    | 26.0    | 26.0     | 8        | 0 |
|                                      | 69      | 34.9   | 12.4    | 1.0                     | 29.0    | 36.0                    | 43.0    | 89.0     | 795      | 0 |
|                                      | 72      | 29.1   | 9.1     | 1.0                     | 27.0    | 31.0                    | 34.0    | 48.0     | 128      | 0 |

| Clinique   | Moyenne | +/- ET | Minimum | 25 <sup>e</sup> centile | Médiane | 75 <sup>e</sup> centile | Maximum | Valide N | Manquant |   |
|--|---------|--------|---------|-------------------------|---------|-------------------------|---------|----------|----------|---|
|  | 75      | 18.3   | 14.4    | 1.0                     | 7.0     | 16.0                    | 26.0    | 95.0     | 334      | 0 |
|  | 76      | 57.5   | 44.6    | 1.0                     | 21.0    | 45.0                    | 85.5    | 199.0    | 431      | 0 |
|  | 77      | 30.5   | 35.4    | 1.0                     | 14.0    | 23.0                    | 34.0    | 319.0    | 166      | 0 |
|  | 79      | 30.3   | 38.1    | 0.5                     | 8.0     | 20.0                    | 39.9    | 370.0    | 387      | 0 |
|  | 85      | 41.7   | 35.2    | 2.0                     | 12.2    | 33.5                    | 56.8    | 140.6    | 38       | 0 |
|  | 86      | 41.7   | 12.9    | 1.0                     | 35.8    | 41.6                    | 50.0    | 82.5     | 219      | 0 |
|  | 87      | 25.0   | 22.9    | 0.0                     | 8.0     | 21.0                    | 34.0    | 122.0    | 223      | 0 |
|  | 92      | 43.3   | 42.1    | 1.0                     | 15.5    | 35.0                    | 59.0    | 267.0    | 131      | 0 |
|  | 93      | 26.7   | 20.0    | 1.0                     | 12.8    | 22.0                    | 37.0    | 112.0    | 384      | 0 |
|  | 94      | 45.2   | 22.8    | 1.0                     | 26.0    | 45.0                    | 58.0    | 111.0    | 181      | 0 |
|  | 95      | 56.1   | 43.9    | 1.0                     | 23.0    | 42.1                    | 78.6    | 208.0    | 206      | 0 |
|  | 96      | 52.5   | 30.4    | 1.0                     | 29.0    | 51.0                    | 72.0    | 139.0    | 201      | 0 |
|  | 97      | 37.2   | 10.5    | 1.0                     | 34.0    | 39.6                    | 41.0    | 59.0     | 424      | 0 |
|  | 98      | 52.1   | 25.1    | 0.0                     | 34.0    | 51.5                    | 68.8    | 138.0    | 309      | 0 |
| Cliniques spécialisées dans le traitement des maladies de dépendance | Total   | 41.6   | 36.9    | 0.0                     | 18.0    | 31.0                    | 59.0    | 713.0    | 2711     | 0 |
|  | 04      | 37.0   | 33.6    | 1.0                     | 13.5    | 28.0                    | 48.8    | 185.0    | 90       | 0 |
|  | 11      | 39.7   | 24.5    | 0.0                     | 20.6    | 37.5                    | 56.9    | 138.8    | 605      | 0 |
|  | 16      | 30.6   | 20.0    | 1.0                     | 15.0    | 28.0                    | 45.7    | 80.7     | 356      | 0 |
|  | 20      | 28.5   | 29.1    | 1.0                     | 8.0     | 18.0                    | 39.0    | 124.0    | 179      | 0 |
|  | 31      | 64.6   | 33.8    | 1.0                     | 40.0    | 72.0                    | 98.0    | 112.0    | 85       | 0 |
|  | 53      | 44.1   | 35.0    | 1.0                     | 16.0    | 35.0                    | 65.0    | 223.0    | 233      | 0 |
|  | 55      | 46.5   | 27.5    | 1.0                     | 21.0    | 46.2                    | 69.6    | 125.0    | 715      | 0 |
|  | 78      | 17.6   | 10.0    | 0.0                     | 11.7    | 17.0                    | 21.0    | 77.0     | 164      | 0 |
|  | 89      | 116.4  | 67.8    | 3.0                     | 63.0    | 116.4                   | 178.0   | 346.0    | 70       | 0 |
|  | 90      | 129.0  | 131.0   | 8.0                     | 45.0    | 87.0                    | 176.0   | 713.0    | 41       | 0 |
|  | 121     | 23.5   | 5.2     | 1.0                     | 25.1    | 25.2                    | 25.4    | 28.0     | 173      | 0 |
| Psychiatrie forensique   | Total   | 134.8  | 337.5   | 0.0                     | 6.0     | 15.0                    | 48.0    | 2486.0   | 735      | 0 |
|  | 101     | 142.2  | 347.3   | 1.0                     | 6.0     | 11.0                    | 24.5    | 1432.1   | 75       | 0 |
|  | 102     | 24.7   | 89.2    | 0.0                     | 7.0     | 13.0                    | 23.0    | 1452.8   | 289      | 0 |
|  | 103     | 443.0  | 440.4   | 17.0                    | 86.0    | 285.8                   | 671.4   | 1479.7   | 15       | 0 |
|  | 104     | 271.4  | 341.0   | 2.0                     | 21.5    | 142.0                   | 456.5   | 1239.0   | 63       | 0 |
|  | 105     | 550.1  | 519.1   | 8.0                     | 68.2    | 429.0                   | 982.4   | 1419.0   | 48       | 0 |
|  | 106     | 211.3  | 527.7   | 0.0                     | 2.0     | 5.0                     | 14.0    | 2486.0   | 109      | 0 |

| Clinique                | Moyenne | +/- ET | Minimum | 25 <sup>e</sup> centile | Médiane | 75 <sup>e</sup> centile | Maximum | Valide N | Manquant |   |
|-------------------------|---------|--------|---------|-------------------------|---------|-------------------------|---------|----------|----------|---|
|                         | 107     | 35.7   | 40.4    | 1.0                     | 9.0     | 24.0                    | 46.0    | 267.7    | 115      | 0 |
|                         | 109     | 190.0  | 406.3   | 2.0                     | 4.0     | 30.0                    | 62.0    | 1273.0   | 21       | 0 |
| Psychiatrie gériatrique | Total   | 37.8   | 52.3    | 0.0                     | 15.0    | 29.0                    | 48.0    | 3344.0   | 11010    | 0 |
|                         | 501     | 44.1   | 32.3    | 3.0                     | 20.5    | 38.0                    | 58.0    | 149.0    | 87       | 0 |
|                         | 502     | 40.9   | 36.3    | 1.0                     | 18.0    | 32.0                    | 53.0    | 218.0    | 373      | 0 |
|                         | 503     | 29.0   | 23.7    | 1.0                     | 14.0    | 23.0                    | 36.0    | 147.0    | 197      | 0 |
|                         | 504     | 45.2   | 33.4    | 0.0                     | 21.0    | 40.5                    | 63.8    | 225.0    | 162      | 0 |
|                         | 505     | 28.0   | 18.9    | 0.0                     | 13.0    | 26.0                    | 40.8    | 117.0    | 655      | 0 |
|                         | 506     | 39.1   | 34.9    | 1.0                     | 17.0    | 30.0                    | 50.0    | 341.0    | 329      | 0 |
|                         | 507     | 37.9   | 36.2    | 0.0                     | 17.8    | 29.0                    | 42.2    | 242.0    | 156      | 0 |
|                         | 508     | 46.4   | 38.4    | 1.0                     | 23.0    | 35.0                    | 56.0    | 269.0    | 322      | 0 |
|                         | 509     | 46.1   | 60.7    | 1.0                     | 12.2    | 28.0                    | 52.8    | 686.0    | 546      | 0 |
|                         | 510     | 43.3   | 30.5    | 0.0                     | 19.0    | 36.0                    | 64.0    | 158.0    | 277      | 0 |
|                         | 511     | 71.8   | 225.0   | 0.0                     | 24.0    | 41.0                    | 71.0    | 3344.0   | 349      | 0 |
|                         | 512     | 44.5   | 40.9    | 1.0                     | 14.2    | 33.0                    | 62.8    | 238.0    | 538      | 0 |
|                         | 513     | 41.3   | 34.3    | 0.0                     | 17.0    | 34.0                    | 56.0    | 254.0    | 441      | 0 |
|                         | 514     | 31.9   | 26.0    | 0.0                     | 15.0    | 27.0                    | 42.0    | 368.0    | 890      | 0 |
|                         | 515     | 35.8   | 30.6    | 0.0                     | 14.8    | 29.0                    | 51.0    | 241.0    | 252      | 0 |
|                         | 516     | 37.0   | 29.6    | 0.0                     | 15.0    | 32.0                    | 51.0    | 264.0    | 640      | 0 |
|                         | 517     | 37.3   | 32.1    | 0.0                     | 14.2    | 29.0                    | 49.8    | 198.8    | 606      | 0 |
|                         | 518     | 35.8   | 31.7    | 0.0                     | 15.0    | 27.0                    | 46.0    | 258.0    | 369      | 0 |
|                         | 519     | 21.9   | 15.6    | 0.0                     | 13.0    | 20.0                    | 29.0    | 142.0    | 282      | 0 |
|                         | 520     | 32.9   | 29.6    | 1.0                     | 13.0    | 25.0                    | 43.0    | 249.0    | 322      | 0 |
|                         | 521     | 36.2   | 31.7    | 0.0                     | 14.0    | 28.0                    | 47.0    | 220.5    | 429      | 0 |
|                         | 522     | 31.1   | 35.5    | 0.0                     | 8.0     | 19.0                    | 40.0    | 248.7    | 477      | 0 |
|                         | 523     | 43.4   | 34.3    | 0.0                     | 18.0    | 35.0                    | 59.0    | 209.0    | 298      | 0 |
|                         | 524     | 28.7   | 18.3    | 0.0                     | 15.0    | 26.0                    | 40.0    | 112.0    | 405      | 0 |
|                         | 525     | 26.9   | 24.9    | 0.0                     | 10.0    | 20.1                    | 35.0    | 176.0    | 434      | 0 |
|                         | 526     | 45.1   | 43.5    | 0.0                     | 14.0    | 30.5                    | 61.2    | 209.0    | 266      | 0 |
|                         | 527     | 44.7   | 32.3    | 1.0                     | 24.0    | 40.0                    | 56.6    | 266.2    | 207      | 0 |
|                         | 528     | 38.8   | 29.8    | 0.0                     | 21.0    | 32.0                    | 49.8    | 292.0    | 282      | 0 |
|                         | 529     | 32.0   | 28.4    | 1.0                     | 15.0    | 24.0                    | 37.0    | 187.0    | 143      | 0 |
|                         | 530     | 36.3   | 25.3    | 1.0                     | 17.0    | 34.0                    | 49.0    | 146.0    | 276      | 0 |

Tableau 24: durée de séjour au sein des cliniques



### 1.18 Période de mesure HoNOS <= 24 heures

Les cas pour lesquels moins de 24 heures se sont écoulées entre la mesure d'admission selon HoNOS et la sortie de la clinique sont exclus des comparaisons entre cliniques pour la mesure en question.

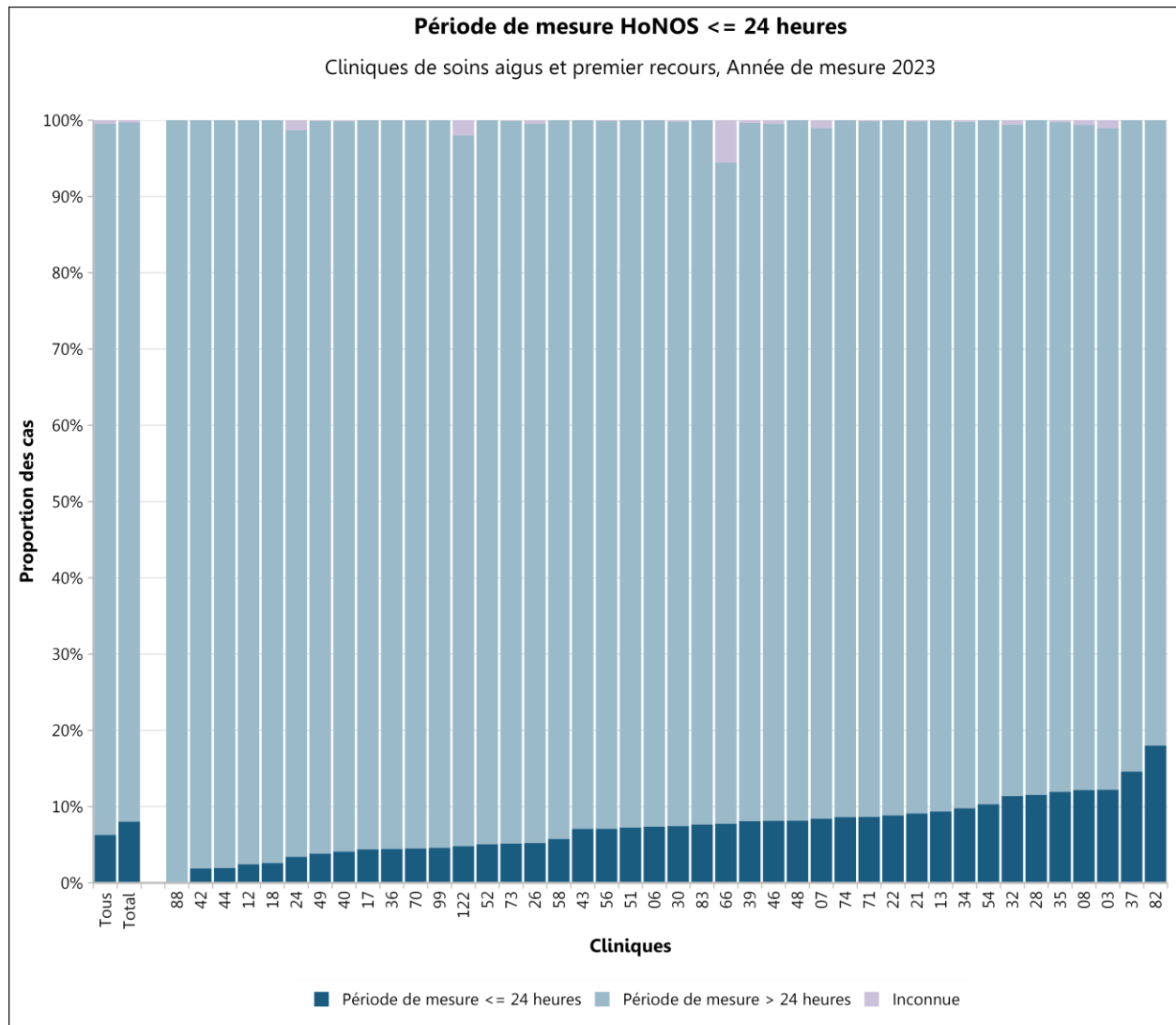


Figure 84: part des cas avec période de mesure HoNOS <= 24 heures au sein des centres de soins aigus et premier recours

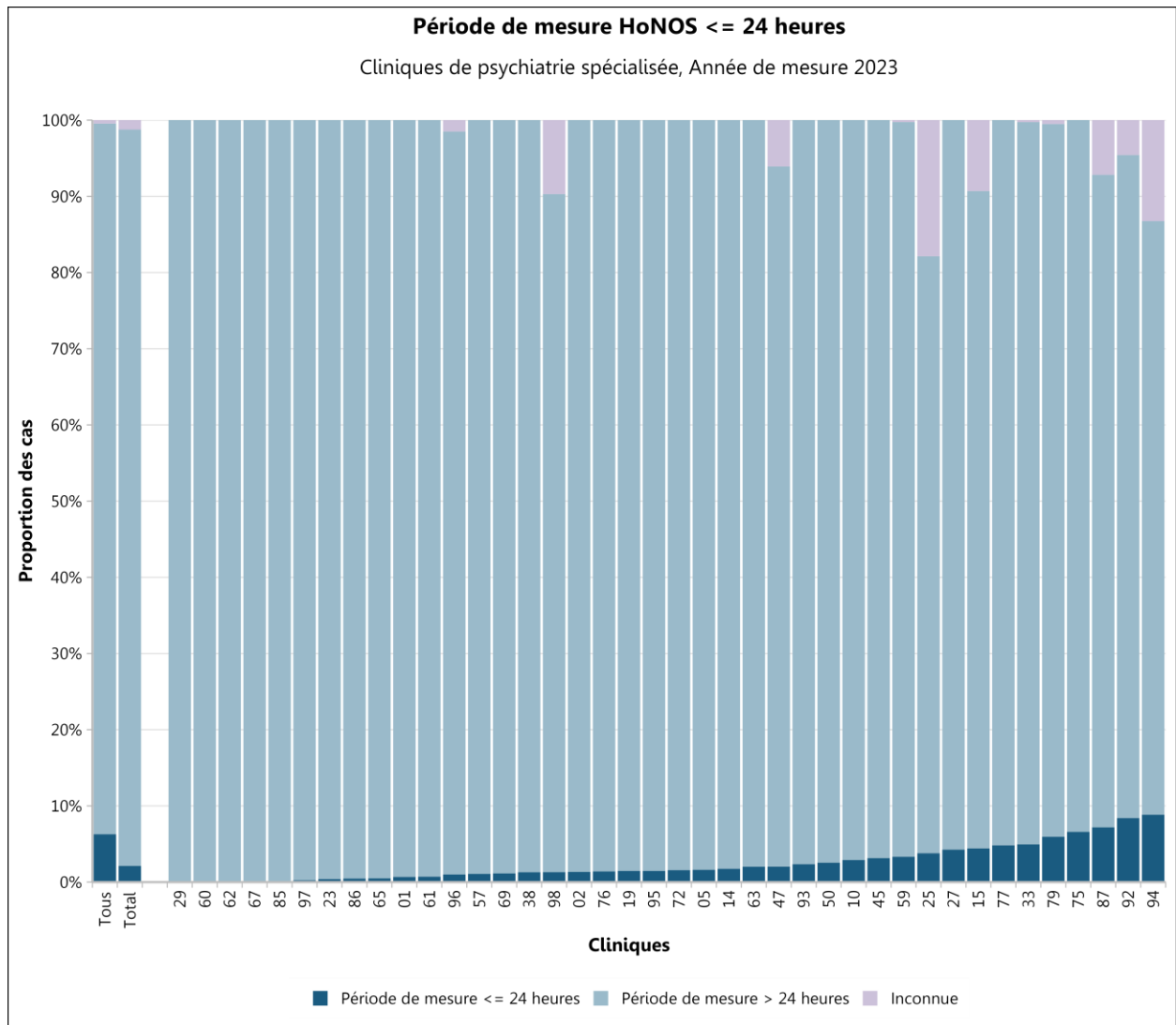


Figure 85: part des cas avec période de mesure HoNOS <= 24 heures au sein de la psychiatrie spécialisée

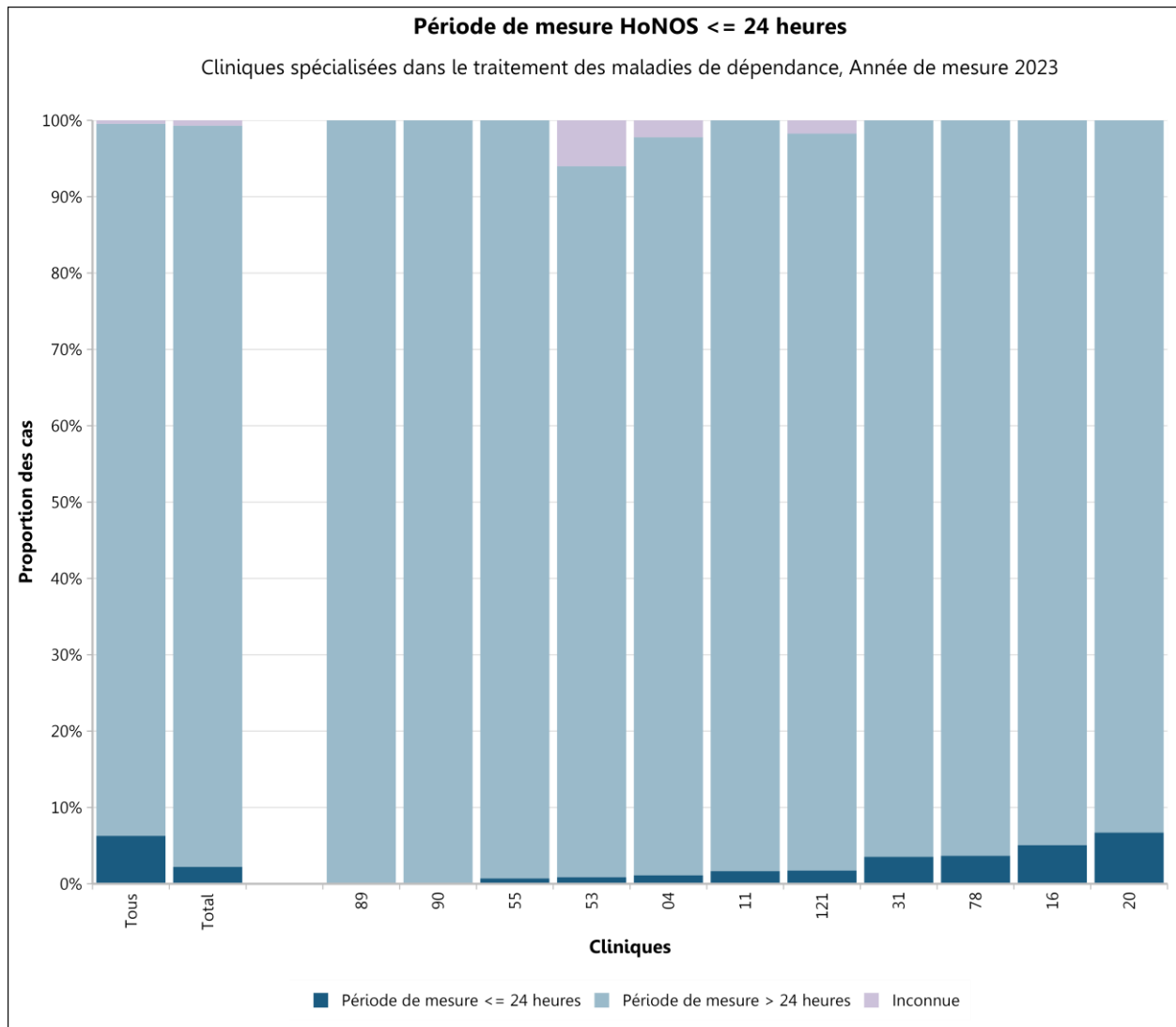


Figure 86: part des cas avec période de mesure HoNOS <= 24 heures au sein des cliniques spécialisées dans le traitement des maladies de dépendance

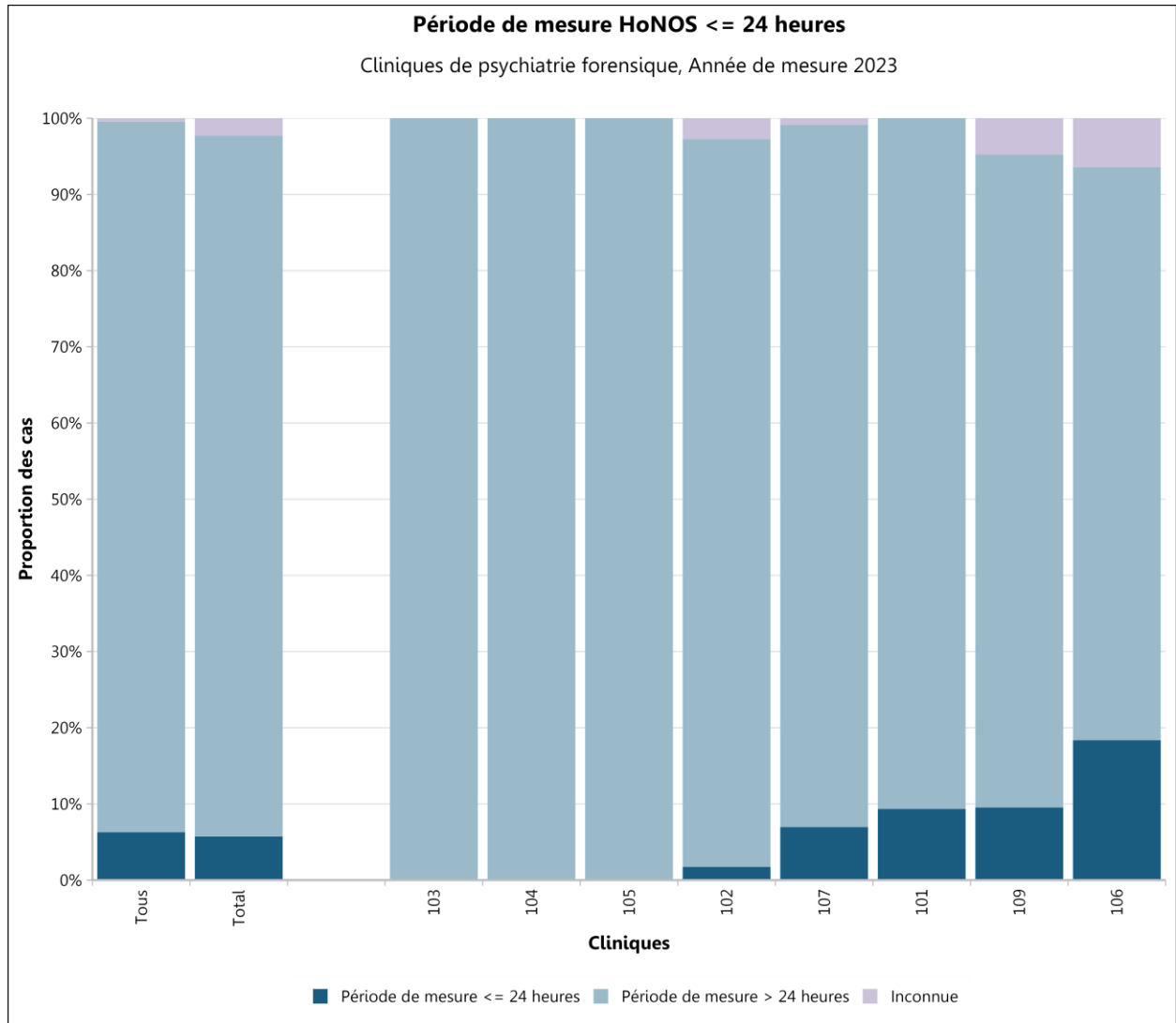


Figure 87: part des cas avec période de mesure HoNOS <= 24 heures au sein des cliniques de psychiatrie forensique

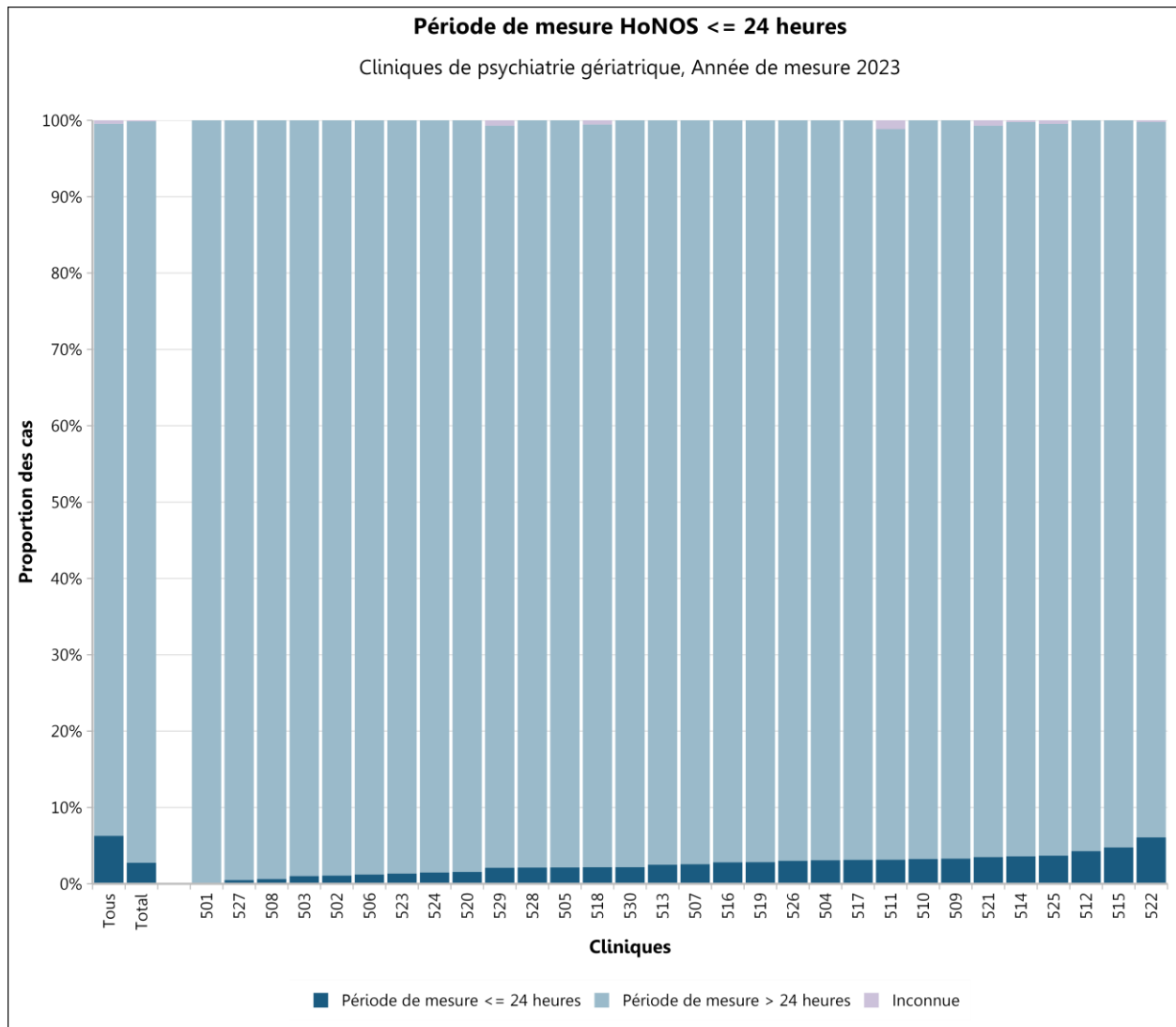


Figure 88: part des cas avec période de mesure HoNOS <= 24 heures au sein des cliniques de psychiatrie gériatrique

| Clinique                                    | Période de mesure > 24 heures |              | Période de mesure ≤ 24 heures |             | Inconnue    |            |             |
|---|-------------------------------|--------------|-------------------------------|-------------|-------------|------------|-------------|
| <b>Toutes les cliniques</b>                 |                               | <b>81720</b> | <b>93.3%</b>                  | <b>5499</b> | <b>6.3%</b> | <b>396</b> | <b>0.5%</b> |
| Cliniques de soins aigus et premier recours | Total                         | 55011        | 91.7%                         | 4815        | 8.0%        | 182        | 0.3%        |
|   | 03                            | 3157         | 86.8%                         | 444         | 12.2%       | 38         | 1.0%        |
|   | 06                            | 779          | 92.6%                         | 62          | 7.4%        | 0          | 0.0%        |
|   | 07                            | 700          | 90.6%                         | 65          | 8.4%        | 8          | 1.0%        |
|   | 08                            | 2237         | 87.2%                         | 312         | 12.2%       | 16         | 0.6%        |
|   | 12                            | 1243         | 97.6%                         | 31          | 2.4%        | 0          | 0.0%        |
|   | 13                            | 2207         | 90.6%                         | 228         | 9.4%        | 1          | 0.0%        |
|   | 17                            | 1220         | 95.6%                         | 56          | 4.4%        | 0          | 0.0%        |
|   | 18                            | 301          | 97.4%                         | 8           | 2.6%        | 0          | 0.0%        |
|   | 21                            | 1438         | 90.8%                         | 144         | 9.1%        | 2          | 0.1%        |
|   | 22                            | 2649         | 91.2%                         | 257         | 8.8%        | 0          | 0.0%        |
|   | 24                            | 1401         | 95.3%                         | 50          | 3.4%        | 19         | 1.3%        |
|   | 26                            | 2096         | 94.3%                         | 116         | 5.2%        | 10         | 0.5%        |
|   | 28                            | 921          | 88.5%                         | 120         | 11.5%       | 0          | 0.0%        |
|   | 30                            | 1525         | 92.4%                         | 123         | 7.5%        | 3          | 0.2%        |
|   | 32                            | 1052         | 88.0%                         | 136         | 11.4%       | 7          | 0.6%        |
|   | 34                            | 1197         | 90.0%                         | 130         | 9.8%        | 3          | 0.2%        |
|   | 35                            | 1369         | 87.8%                         | 186         | 11.9%       | 4          | 0.3%        |
|   | 36                            | 710          | 95.6%                         | 33          | 4.4%        | 0          | 0.0%        |
|   | 37                            | 1657         | 85.4%                         | 283         | 14.6%       | 0          | 0.0%        |
|   | 39                            | 1858         | 91.6%                         | 164         | 8.1%        | 7          | 0.3%        |
|   | 40                            | 1286         | 95.8%                         | 55          | 4.1%        | 2          | 0.1%        |
|   | 42                            | 987          | 98.1%                         | 19          | 1.9%        | 0          | 0.0%        |
|   | 43                            | 1904         | 92.9%                         | 145         | 7.1%        | 0          | 0.0%        |
|   | 44                            | 453          | 98.1%                         | 9           | 1.9%        | 0          | 0.0%        |
|   | 46                            | 1741         | 91.4%                         | 155         | 8.1%        | 9          | 0.5%        |
|   | 48                            | 676          | 91.8%                         | 60          | 8.2%        | 0          | 0.0%        |
|   | 49                            | 1154         | 96.1%                         | 46          | 3.8%        | 1          | 0.1%        |
|   | 51                            | 1228         | 92.7%                         | 96          | 7.3%        | 0          | 0.0%        |
|   | 52                            | 4073         | 94.9%                         | 217         | 5.1%        | 0          | 0.0%        |
|   | 54                            | 1115         | 89.7%                         | 128         | 10.3%       | 0          | 0.0%        |

| Clinique                             | Période de mesure > 24 heures | Période de mesure ≤ 24 heures | Inconnue |     |       |     |       |
|--------------------------------------|-------------------------------|-------------------------------|----------|-----|-------|-----|-------|
|                                      | 56                            | 2489                          | 92.8%    | 190 | 7.1%  | 2   | 0.1%  |
|                                      | 58                            | 1901                          | 94.2%    | 116 | 5.8%  | 0   | 0.0%  |
|                                      | 66                            | 470                           | 86.7%    | 42  | 7.7%  | 30  | 5.5%  |
|                                      | 70                            | 318                           | 95.5%    | 15  | 4.5%  | 0   | 0.0%  |
|                                      | 71                            | 791                           | 91.2%    | 75  | 8.7%  | 1   | 0.1%  |
|                                      | 73                            | 938                           | 94.7%    | 51  | 5.2%  | 1   | 0.1%  |
|                                      | 74                            | 816                           | 91.4%    | 77  | 8.6%  | 0   | 0.0%  |
|                                      | 82                            | 1258                          | 82.0%    | 276 | 18.0% | 0   | 0.0%  |
|                                      | 83                            | 471                           | 92.4%    | 39  | 7.6%  | 0   | 0.0%  |
|                                      | 88                            | 122                           | 100%     | 0   | 0.0%  | 0   | 0.0%  |
|                                      | 99                            | 270                           | 95.4%    | 13  | 4.6%  | 0   | 0.0%  |
|                                      | 122                           | 833                           | 93.2%    | 43  | 4.8%  | 18  | 2.0%  |
| CLiniques de psychiatrie spécialisée | Total                         | 12709                         | 96.6%    | 279 | 2.1%  | 163 | 1.2%  |
|                                      | 01                            | 739                           | 99.3%    | 5   | 0.7%  | 0   | 0.0%  |
|                                      | 02                            | 740                           | 98.7%    | 10  | 1.3%  | 0   | 0.0%  |
|                                      | 05                            | 306                           | 98.4%    | 5   | 1.6%  | 0   | 0.0%  |
|                                      | 10                            | 67                            | 97.1%    | 2   | 2.9%  | 0   | 0.0%  |
|                                      | 14                            | 113                           | 98.3%    | 2   | 1.7%  | 0   | 0.0%  |
|                                      | 15                            | 176                           | 86.3%    | 9   | 4.4%  | 19  | 9.3%  |
|                                      | 19                            | 474                           | 98.5%    | 7   | 1.5%  | 0   | 0.0%  |
|                                      | 23                            | 511                           | 99.6%    | 2   | 0.4%  | 0   | 0.0%  |
|                                      | 25                            | 228                           | 78.4%    | 11  | 3.8%  | 52  | 17.9% |
|                                      | 27                            | 135                           | 95.7%    | 6   | 4.3%  | 0   | 0.0%  |
|                                      | 29                            | 393                           | 100%     | 0   | 0.0%  | 0   | 0.0%  |
|                                      | 33                            | 364                           | 94.8%    | 19  | 4.9%  | 1   | 0.3%  |
|                                      | 38                            | 307                           | 98.7%    | 4   | 1.3%  | 0   | 0.0%  |
|                                      | 45                            | 216                           | 96.9%    | 7   | 3.1%  | 0   | 0.0%  |
|                                      | 47                            | 136                           | 91.9%    | 3   | 2.0%  | 9   | 6.1%  |
|                                      | 50                            | 575                           | 97.5%    | 15  | 2.5%  | 0   | 0.0%  |
|                                      | 57                            | 647                           | 98.9%    | 7   | 1.1%  | 0   | 0.0%  |
|                                      | 59                            | 378                           | 96.4%    | 13  | 3.3%  | 1   | 0.3%  |
|                                      | 60                            | 332                           | 100%     | 0   | 0.0%  | 0   | 0.0%  |
|                                      | 61                            | 565                           | 99.3%    | 4   | 0.7%  | 0   | 0.0%  |

| Clinique   | Période de mesure > 24 heures |      | Période de mesure ≤ 24 heures |    | Inconnue |    |       |
|--|-------------------------------|------|-------------------------------|----|----------|----|-------|
|  | 62                            | 71   | 100%                          | 0  | 0.0%     | 0  | 0.0%  |
|  | 63                            | 680  | 98.0%                         | 14 | 2.0%     | 0  | 0.0%  |
|  | 65                            | 205  | 99.5%                         | 1  | 0.5%     | 0  | 0.0%  |
|  | 67                            | 8    | 100%                          | 0  | 0.0%     | 0  | 0.0%  |
|  | 69                            | 786  | 98.9%                         | 9  | 1.1%     | 0  | 0.0%  |
|  | 72                            | 126  | 98.4%                         | 2  | 1.6%     | 0  | 0.0%  |
|  | 75                            | 312  | 93.4%                         | 22 | 6.6%     | 0  | 0.0%  |
|  | 76                            | 425  | 98.6%                         | 6  | 1.4%     | 0  | 0.0%  |
|  | 77                            | 158  | 95.2%                         | 8  | 4.8%     | 0  | 0.0%  |
|  | 79                            | 362  | 93.5%                         | 23 | 5.9%     | 2  | 0.5%  |
|  | 85                            | 38   | 100%                          | 0  | 0.0%     | 0  | 0.0%  |
|  | 86                            | 218  | 99.5%                         | 1  | 0.5%     | 0  | 0.0%  |
|  | 87                            | 191  | 85.7%                         | 16 | 7.2%     | 16 | 7.2%  |
|  | 92                            | 114  | 87.0%                         | 11 | 8.4%     | 6  | 4.6%  |
|  | 93                            | 375  | 97.7%                         | 9  | 2.3%     | 0  | 0.0%  |
|  | 94                            | 141  | 77.9%                         | 16 | 8.8%     | 24 | 13.3% |
|  | 95                            | 203  | 98.5%                         | 3  | 1.5%     | 0  | 0.0%  |
|  | 96                            | 196  | 97.5%                         | 2  | 1.0%     | 3  | 1.5%  |
|  | 97                            | 423  | 99.8%                         | 1  | 0.2%     | 0  | 0.0%  |
|  | 98                            | 275  | 89.0%                         | 4  | 1.3%     | 30 | 9.7%  |
| Cliniques spécialisées dans le traitement des maladies de dépendance | Total                         | 2632 | 97.1%                         | 60 | 2.2%     | 19 | 0.7%  |
|  | 04                            | 87   | 96.7%                         | 1  | 1.1%     | 2  | 2.2%  |
|  | 11                            | 595  | 98.3%                         | 10 | 1.7%     | 0  | 0.0%  |
|  | 16                            | 338  | 94.9%                         | 18 | 5.1%     | 0  | 0.0%  |
|  | 20                            | 167  | 93.3%                         | 12 | 6.7%     | 0  | 0.0%  |
|  | 31                            | 82   | 96.5%                         | 3  | 3.5%     | 0  | 0.0%  |
|  | 53                            | 217  | 93.1%                         | 2  | 0.9%     | 14 | 6.0%  |
|  | 55                            | 710  | 99.3%                         | 5  | 0.7%     | 0  | 0.0%  |
|  | 78                            | 158  | 96.3%                         | 6  | 3.7%     | 0  | 0.0%  |
|  | 89                            | 70   | 100%                          | 0  | 0.0%     | 0  | 0.0%  |



|                         | Clinique | Période de mesure > 24 heures |       | Période de mesure ≤ 24 heures |      | Inconnue |      |      |
|-------------------------|----------|-------------------------------|-------|-------------------------------|------|----------|------|------|
| Psychiatrie forensique  |          | 90                            | 41    | 100%                          | 0    | 0.0%     | 0    | 0.0% |
|                         |          | 121                           | 167   | 96.5%                         | 3    | 1.7%     | 3    | 1.7% |
|                         | Total    |                               | 676   | 92.0%                         | 42   | 5.7%     | 17   | 2.3% |
|                         |          | 101                           | 68    | 90.7%                         | 7    | 9.3%     | 0    | 0.0% |
|                         |          | 102                           | 276   | 95.5%                         | 5    | 1.7%     | 8    | 2.8% |
|                         |          | 103                           | 15    | 100%                          | 0    | 0.0%     | 0    | 0.0% |
|                         |          | 104                           | 63    | 100%                          | 0    | 0.0%     | 0    | 0.0% |
|                         |          | 105                           | 48    | 100%                          | 0    | 0.0%     | 0    | 0.0% |
|                         |          | 106                           | 82    | 75.2%                         | 20   | 18.3%    | 7    | 6.4% |
|                         |          | 107                           | 106   | 92.2%                         | 8    | 7.0%     | 1    | 0.9% |
| Psychiatrie gériatrique |          | 109                           | 18    | 85.7%                         | 2    | 9.5%     | 1    | 4.8% |
|                         | Total    |                               | 10692 | 97.1%                         | 303  | 2.8%     | 15   | 0.1% |
|                         |          | 501                           | 87    | 100%                          | 0    | 0.0%     | 0    | 0.0% |
|                         |          | 502                           | 369   | 98.9%                         | 4    | 1.1%     | 0    | 0.0% |
|                         |          | 503                           | 195   | 99.0%                         | 2    | 1.0%     | 0    | 0.0% |
|                         |          | 504                           | 157   | 96.9%                         | 5    | 3.1%     | 0    | 0.0% |
|                         |          | 505                           | 641   | 97.9%                         | 14   | 2.1%     | 0    | 0.0% |
|                         |          | 506                           | 325   | 98.8%                         | 4    | 1.2%     | 0    | 0.0% |
|                         |          | 507                           | 152   | 97.4%                         | 4    | 2.6%     | 0    | 0.0% |
|                         |          | 508                           | 320   | 99.4%                         | 2    | 0.6%     | 0    | 0.0% |
|                         |          | 509                           | 528   | 96.7%                         | 18   | 3.3%     | 0    | 0.0% |
|                         |          | 510                           | 268   | 96.8%                         | 9    | 3.2%     | 0    | 0.0% |
|                         |          | 511                           | 334   | 95.7%                         | 11   | 3.2%     | 4    | 1.1% |
|                         |          | 512                           | 515   | 95.7%                         | 23   | 4.3%     | 0    | 0.0% |
|                         |          | 513                           | 430   | 97.5%                         | 11   | 2.5%     | 0    | 0.0% |
|                         |          | 514                           | 856   | 96.2%                         | 32   | 3.6%     | 2    | 0.2% |
|                         |          | 515                           | 240   | 95.2%                         | 12   | 4.8%     | 0    | 0.0% |
|                         |          | 516                           | 622   | 97.2%                         | 18   | 2.8%     | 0    | 0.0% |
|                         |          | 517                           | 587   | 96.9%                         | 19   | 3.1%     | 0    | 0.0% |
|                         |          | 518                           | 359   | 97.3%                         | 8    | 2.2%     | 2    | 0.5% |
|                         |          | 519                           | 274   | 97.2%                         | 8    | 2.8%     | 0    | 0.0% |
|                         | 520      | 317                           | 98.4% | 5                             | 1.6% | 0        | 0.0% |      |
|                         | 521      | 411                           | 95.8% | 15                            | 3.5% | 3        | 0.7% |      |

| Clinique | Période de mesure > 24 heures |     | Période de mesure <= 24 heures |    | Inconnue |   |      |
|----------|-------------------------------|-----|--------------------------------|----|----------|---|------|
|          | 522                           | 447 | 93.7%                          | 29 | 6.1%     | 1 | 0.2% |
|          | 523                           | 294 | 98.7%                          | 4  | 1.3%     | 0 | 0.0% |
|          | 524                           | 399 | 98.5%                          | 6  | 1.5%     | 0 | 0.0% |
|          | 525                           | 416 | 95.9%                          | 16 | 3.7%     | 2 | 0.5% |
|          | 526                           | 258 | 97.0%                          | 8  | 3.0%     | 0 | 0.0% |
|          | 527                           | 206 | 99.5%                          | 1  | 0.5%     | 0 | 0.0% |
|          | 528                           | 276 | 97.9%                          | 6  | 2.1%     | 0 | 0.0% |
|          | 529                           | 139 | 97.2%                          | 3  | 2.1%     | 1 | 0.7% |
|          | 530                           | 270 | 97.8%                          | 6  | 2.2%     | 0 | 0.0% |

Tableau 25: part des cas avec période de mesure HoNOS <= 24 heures au sein des cliniques

### 1.19 Période de mesure BSCL <= 24 heures

Les cas pour lesquels moins de 24 heures se sont écoulées entre la mesure d'admission selon BSCL et la sortie de la clinique sont exclus des comparaisons entre cliniques pour la mesure en question.

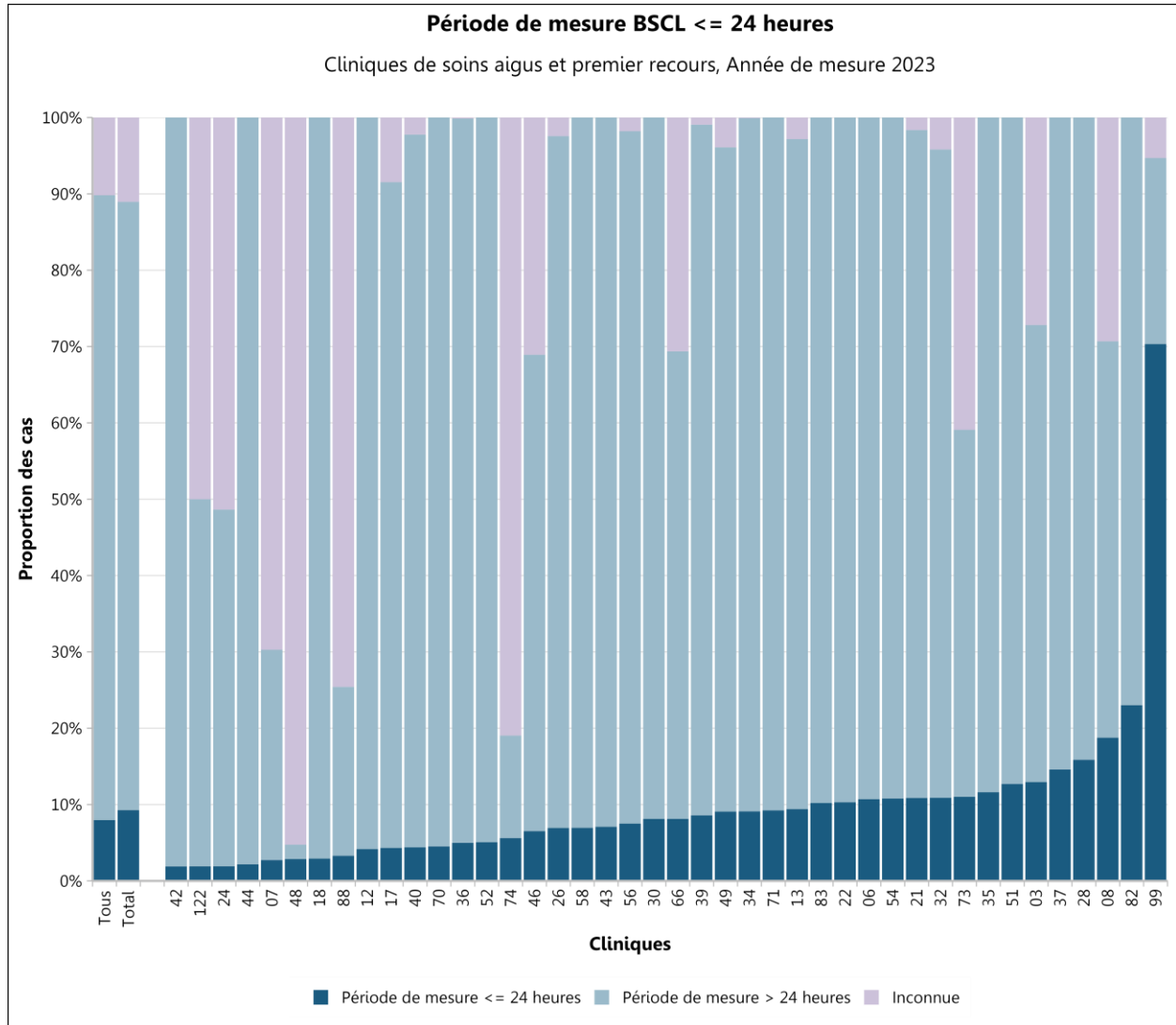


Figure 89: part des cas avec période de mesure BSCL <= 24 heures au sein des centres de soins aigus et premier recours

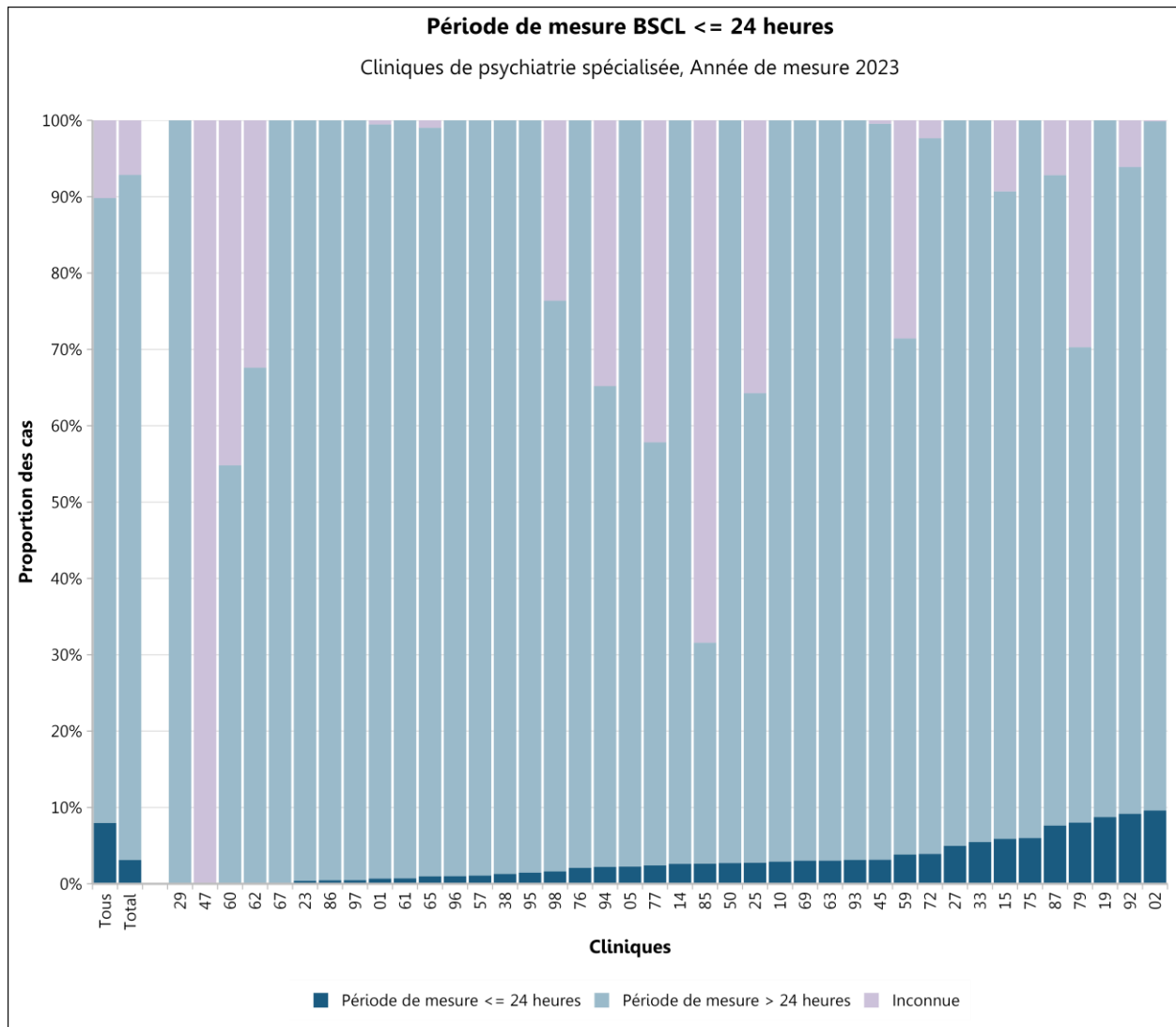


Figure 90: part des cas avec période de mesure BSCL <= 24 heures au sein de la psychiatrie spécialisée

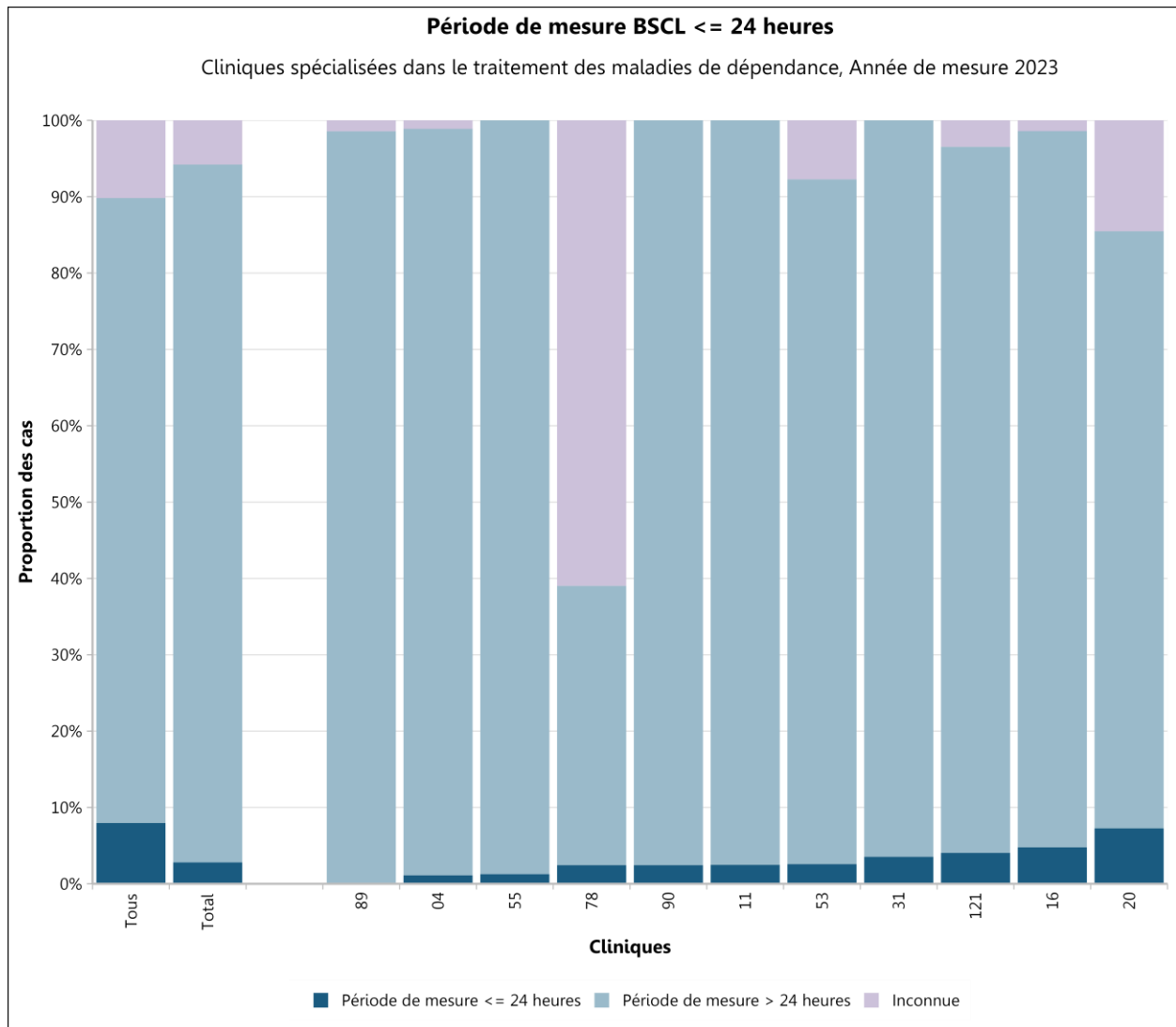


Figure 91: part des cas avec période de mesure BSCL <= 24 heures au sein des cliniques spécialisées dans le traitement des maladies de dépendance

| Clinique                                    | Période de mesure > 24 heures | Période de mesure <= 24 heures | Inconnue    |             |             |              |       |
|---|-------------------------------|--------------------------------|-------------|-------------|-------------|--------------|-------|
| <b>Toutes les cliniques</b>                 | <b>62105</b>                  | <b>81.9%</b>                   | <b>6042</b> | <b>8.0%</b> | <b>7723</b> | <b>10.2%</b> |       |
| Cliniques de soins aigus et premier recours | Total                         | 47823                          | 79.7%       | 5557        | 9.3%        | 6628         | 11.0% |
|   | 03                            | 2179                           | 59.9%       | 471         | 12.9%       | 989          | 27.2% |
|   | 06                            | 751                            | 89.3%       | 90          | 10.7%       | 0            | 0.0%  |
|   | 07                            | 213                            | 27.6%       | 21          | 2.7%        | 539          | 69.7% |
|   | 08                            | 1332                           | 51.9%       | 481         | 18.8%       | 752          | 29.3% |
|   | 12                            | 1221                           | 95.8%       | 53          | 4.2%        | 0            | 0.0%  |
|   | 13                            | 2138                           | 87.8%       | 229         | 9.4%        | 69           | 2.8%  |
|   | 17                            | 1113                           | 87.2%       | 55          | 4.3%        | 108          | 8.5%  |
|   | 18                            | 300                            | 97.1%       | 9           | 2.9%        | 0            | 0.0%  |
|   | 21                            | 1386                           | 87.5%       | 172         | 10.9%       | 26           | 1.6%  |
|   | 22                            | 2607                           | 89.7%       | 299         | 10.3%       | 0            | 0.0%  |
|   | 24                            | 687                            | 46.7%       | 28          | 1.9%        | 755          | 51.4% |
|   | 26                            | 2014                           | 90.6%       | 154         | 6.9%        | 54           | 2.4%  |
|   | 28                            | 876                            | 84.1%       | 165         | 15.9%       | 0            | 0.0%  |
|   | 30                            | 1517                           | 91.9%       | 134         | 8.1%        | 0            | 0.0%  |
|   | 32                            | 1015                           | 84.9%       | 130         | 10.9%       | 50           | 4.2%  |
|   | 34                            | 1208                           | 90.8%       | 121         | 9.1%        | 1            | 0.1%  |
|   | 35                            | 1378                           | 88.4%       | 181         | 11.6%       | 0            | 0.0%  |
|   | 36                            | 705                            | 94.9%       | 37          | 5.0%        | 1            | 0.1%  |
|   | 37                            | 1657                           | 85.4%       | 283         | 14.6%       | 0            | 0.0%  |
|   | 39                            | 1836                           | 90.5%       | 174         | 8.6%        | 19           | 0.9%  |
|   | 40                            | 1254                           | 93.4%       | 59          | 4.4%        | 30           | 2.2%  |
|   | 42                            | 987                            | 98.1%       | 19          | 1.9%        | 0            | 0.0%  |
|   | 43                            | 1904                           | 92.9%       | 145         | 7.1%        | 0            | 0.0%  |
|   | 44                            | 452                            | 97.8%       | 10          | 2.2%        | 0            | 0.0%  |
|   | 46                            | 1189                           | 62.4%       | 124         | 6.5%        | 592          | 31.1% |
|   | 48                            | 14                             | 1.9%        | 21          | 2.9%        | 701          | 95.2% |
|   | 49                            | 1045                           | 87.0%       | 109         | 9.1%        | 47           | 3.9%  |
|   | 51                            | 1156                           | 87.3%       | 168         | 12.7%       | 0            | 0.0%  |
|   | 52                            | 4073                           | 94.9%       | 217         | 5.1%        | 0            | 0.0%  |
|   | 54                            | 1109                           | 89.2%       | 134         | 10.8%       | 0            | 0.0%  |
|   | 56                            | 2432                           | 90.7%       | 201         | 7.5%        | 48           | 1.8%  |

| Clinique                             | Période de mesure > 24 heures | Période de mesure <= 24 heures | Inconnue |     |       |     |       |
|--------------------------------------|-------------------------------|--------------------------------|----------|-----|-------|-----|-------|
|                                      | 58                            | 1877                           | 93.1%    | 140 | 6.9%  | 0   | 0.0%  |
|                                      | 66                            | 332                            | 61.3%    | 44  | 8.1%  | 166 | 30.6% |
|                                      | 70                            | 318                            | 95.5%    | 15  | 4.5%  | 0   | 0.0%  |
|                                      | 71                            | 787                            | 90.8%    | 80  | 9.2%  | 0   | 0.0%  |
|                                      | 73                            | 476                            | 48.1%    | 109 | 11.0% | 405 | 40.9% |
|                                      | 74                            | 120                            | 13.4%    | 50  | 5.6%  | 723 | 81.0% |
|                                      | 82                            | 1181                           | 77.0%    | 353 | 23.0% | 0   | 0.0%  |
|                                      | 83                            | 458                            | 89.8%    | 52  | 10.2% | 0   | 0.0%  |
|                                      | 88                            | 27                             | 22.1%    | 4   | 3.3%  | 91  | 74.6% |
|                                      | 99                            | 69                             | 24.4%    | 199 | 70.3% | 15  | 5.3%  |
|                                      | 122                           | 430                            | 48.1%    | 17  | 1.9%  | 447 | 50.0% |
| CLiniques de psychiatrie spécialisée | Total                         | 11804                          | 89.8%    | 409 | 3.1%  | 938 | 7.1%  |
|                                      | 01                            | 735                            | 98.8%    | 5   | 0.7%  | 4   | 0.5%  |
|                                      | 02                            | 677                            | 90.3%    | 72  | 9.6%  | 1   | 0.1%  |
|                                      | 05                            | 304                            | 97.7%    | 7   | 2.3%  | 0   | 0.0%  |
|                                      | 10                            | 67                             | 97.1%    | 2   | 2.9%  | 0   | 0.0%  |
|                                      | 14                            | 112                            | 97.4%    | 3   | 2.6%  | 0   | 0.0%  |
|                                      | 15                            | 173                            | 84.8%    | 12  | 5.9%  | 19  | 9.3%  |
|                                      | 19                            | 439                            | 91.3%    | 42  | 8.7%  | 0   | 0.0%  |
|                                      | 23                            | 511                            | 99.6%    | 2   | 0.4%  | 0   | 0.0%  |
|                                      | 25                            | 179                            | 61.5%    | 8   | 2.7%  | 104 | 35.7% |
|                                      | 27                            | 134                            | 95.0%    | 7   | 5.0%  | 0   | 0.0%  |
|                                      | 29                            | 393                            | 100%     | 0   | 0.0%  | 0   | 0.0%  |
|                                      | 33                            | 363                            | 94.5%    | 21  | 5.5%  | 0   | 0.0%  |
|                                      | 38                            | 307                            | 98.7%    | 4   | 1.3%  | 0   | 0.0%  |
|                                      | 45                            | 215                            | 96.4%    | 7   | 3.1%  | 1   | 0.4%  |
|                                      | 47                            | 0                              | 0.0%     | 0   | 0.0%  | 148 | 100%  |
|                                      | 50                            | 574                            | 97.3%    | 16  | 2.7%  | 0   | 0.0%  |
|                                      | 57                            | 647                            | 98.9%    | 7   | 1.1%  | 0   | 0.0%  |
|                                      | 59                            | 265                            | 67.6%    | 15  | 3.8%  | 112 | 28.6% |
|                                      | 60                            | 182                            | 54.8%    | 0   | 0.0%  | 150 | 45.2% |
|                                      | 61                            | 565                            | 99.3%    | 4   | 0.7%  | 0   | 0.0%  |
|                                      | 62                            | 48                             | 67.6%    | 0   | 0.0%  | 23  | 32.4% |
|                                      | 63                            | 673                            | 97.0%    | 21  | 3.0%  | 0   | 0.0%  |

| Clinique   | Période de mesure > 24 heures | Période de mesure ≤ 24 heures | Inconnue |      |      |       |      |
|--|-------------------------------|-------------------------------|----------|------|------|-------|------|
| 65   | 202                           | 98.1%                         | 2        |      |      |       |      |
| 67   | 8                             | 100%                          | 0        |      |      |       |      |
| 69   | 771                           | 97.0%                         | 24       |      |      |       |      |
| 72   | 120                           | 93.8%                         | 5        |      |      |       |      |
| 75   | 314                           | 94.0%                         | 20       |      |      |       |      |
| 76   | 422                           | 97.9%                         | 9        |      |      |       |      |
| 77   | 92                            | 55.4%                         | 4        |      |      |       |      |
| 79   | 241                           | 62.3%                         | 31       |      |      |       |      |
| 85   | 11                            | 28.9%                         | 1        |      |      |       |      |
| 86   | 218                           | 99.5%                         | 1        |      |      |       |      |
| 87   | 190                           | 85.2%                         | 17       |      |      |       |      |
| 92   | 111                           | 84.7%                         | 12       |      |      |       |      |
| 93   | 372                           | 96.9%                         | 12       |      |      |       |      |
| 94   | 114                           | 63.0%                         | 4        |      |      |       |      |
| 95   | 203                           | 98.5%                         | 3        |      |      |       |      |
| 96   | 199                           | 99.0%                         | 2        |      |      |       |      |
| 97   | 422                           | 99.5%                         | 2        |      |      |       |      |
| 98   | 231                           | 74.8%                         | 5        |      |      |       |      |
| Cliniques spécialisées dans le traitement des maladies de dépendance | Total                         | 2478                          | 91.4%    | 76   | 2.8% | 157   | 5.8% |
| 04   | 88                            | 97.8%                         | 1        | 1.1% | 1    | 1.1%  |      |
| 11   | 590                           | 97.5%                         | 15       | 2.5% | 0    | 0.0%  |      |
| 16   | 334                           | 93.8%                         | 17       | 4.8% | 5    | 1.4%  |      |
| 20   | 140                           | 78.2%                         | 13       | 7.3% | 26   | 14.5% |      |
| 31   | 82                            | 96.5%                         | 3        | 3.5% | 0    | 0.0%  |      |
| 53   | 209                           | 89.7%                         | 6        | 2.6% | 18   | 7.7%  |      |
| 55   | 706                           | 98.7%                         | 9        | 1.3% | 0    | 0.0%  |      |
| 78   | 60                            | 36.6%                         | 4        | 2.4% | 100  | 61.0% |      |
| 89   | 69                            | 98.6%                         | 0        | 0.0% | 1    | 1.4%  |      |
| 90   | 40                            | 97.6%                         | 1        | 2.4% | 0    | 0.0%  |      |
| 121  | 160                           | 92.5%                         | 7        | 4.0% | 6    | 3.5%  |      |

Tableau 26: part des cas avec période de mesure BSCL ≤ 24 heures au sein des cliniques



## 1.20 Cas HoNOS exclus

Les cas dont la qualité des données est insuffisante (c'est-à-dire les données manquantes pour le sexe, l'âge, le diagnostic principal ou la qualité insuffisante des données HoNOS, voir rapport sur la qualité des données), les drop-outs HoNOS et/ou les séjours de courte durée sont exclus des comparaisons entre cliniques.

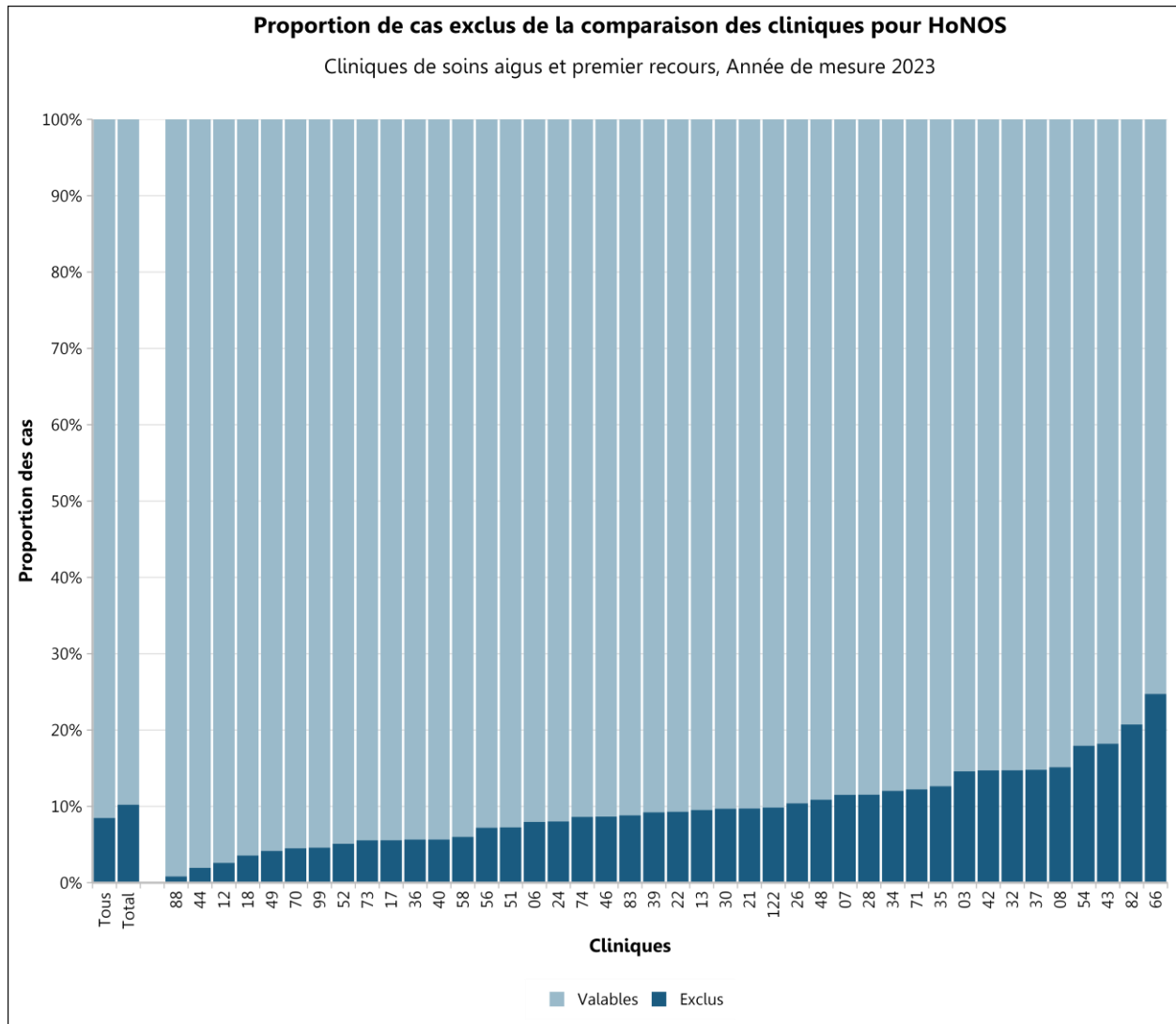


Figure 92: proportion de cas exclus de la comparaison des cliniques pour HoNOS au sein des centres de soins aigus et premier recours

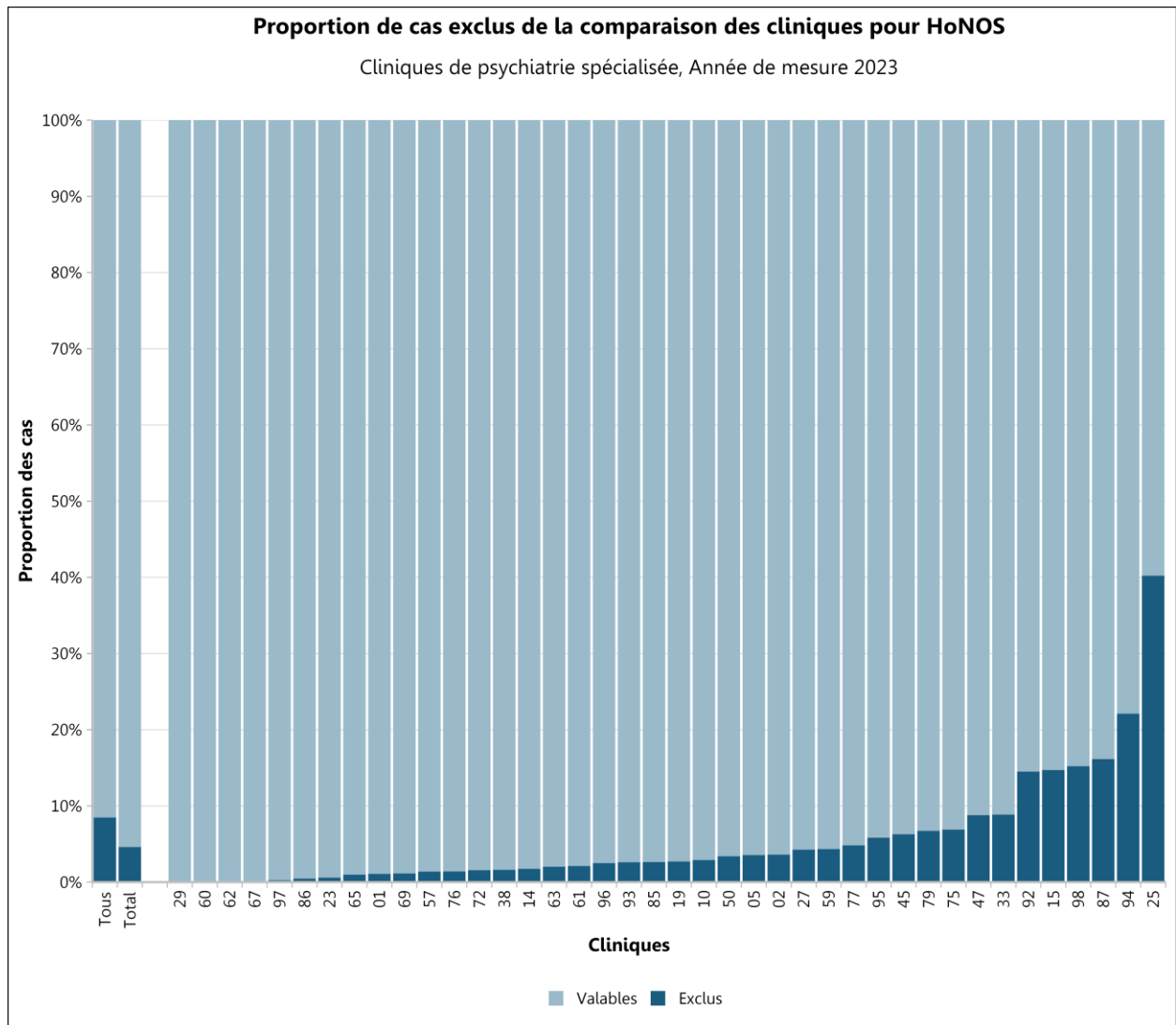


Figure 93: proportion de cas exclus de la comparaison des cliniques pour HoNOS au sein de la psychiatrie spécialisée

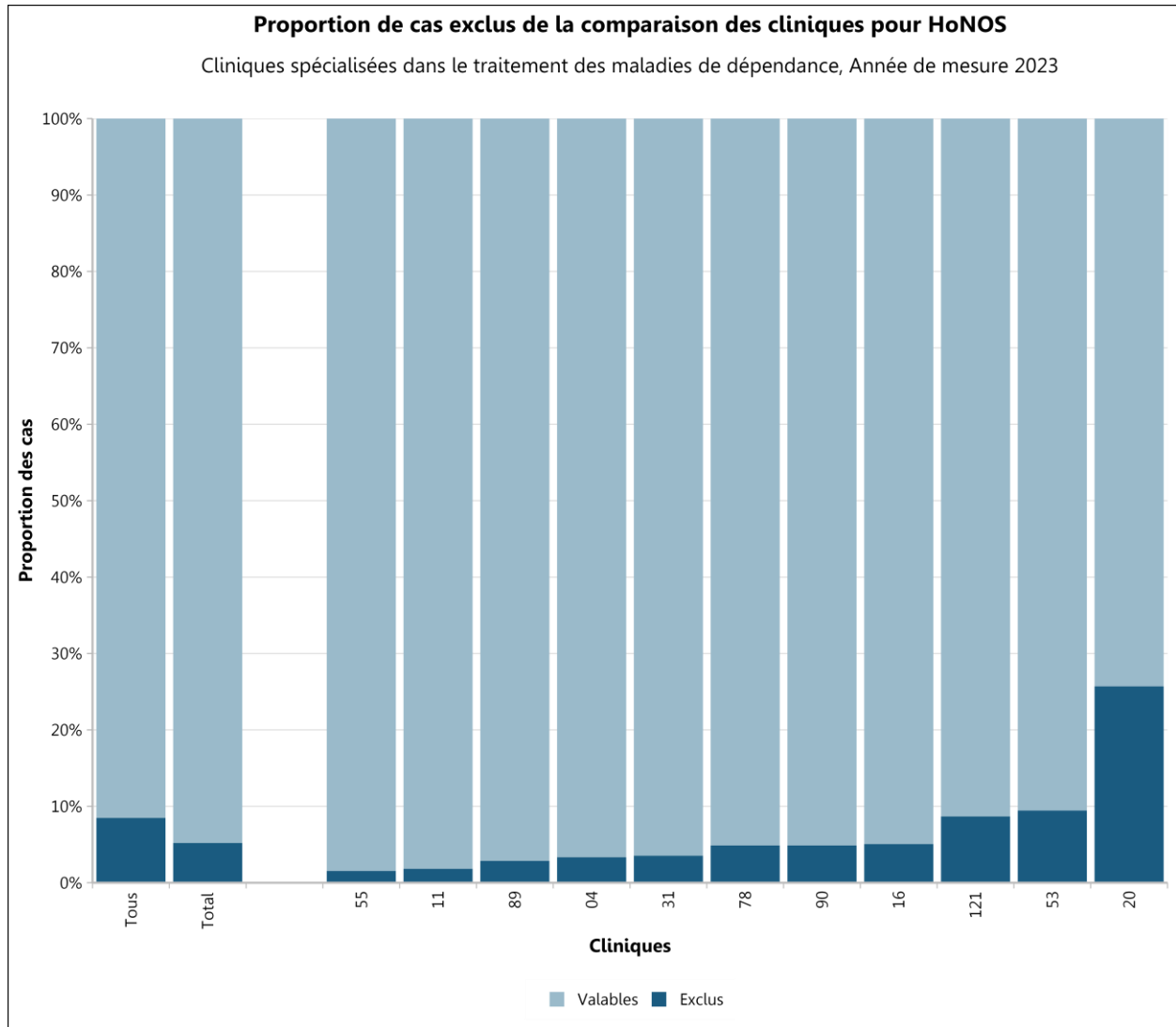


Figure 94: proportion de cas exclus de la comparaison des cliniques pour HoNOS au sein des cliniques spécialisées dans le traitement des maladies de dépendance

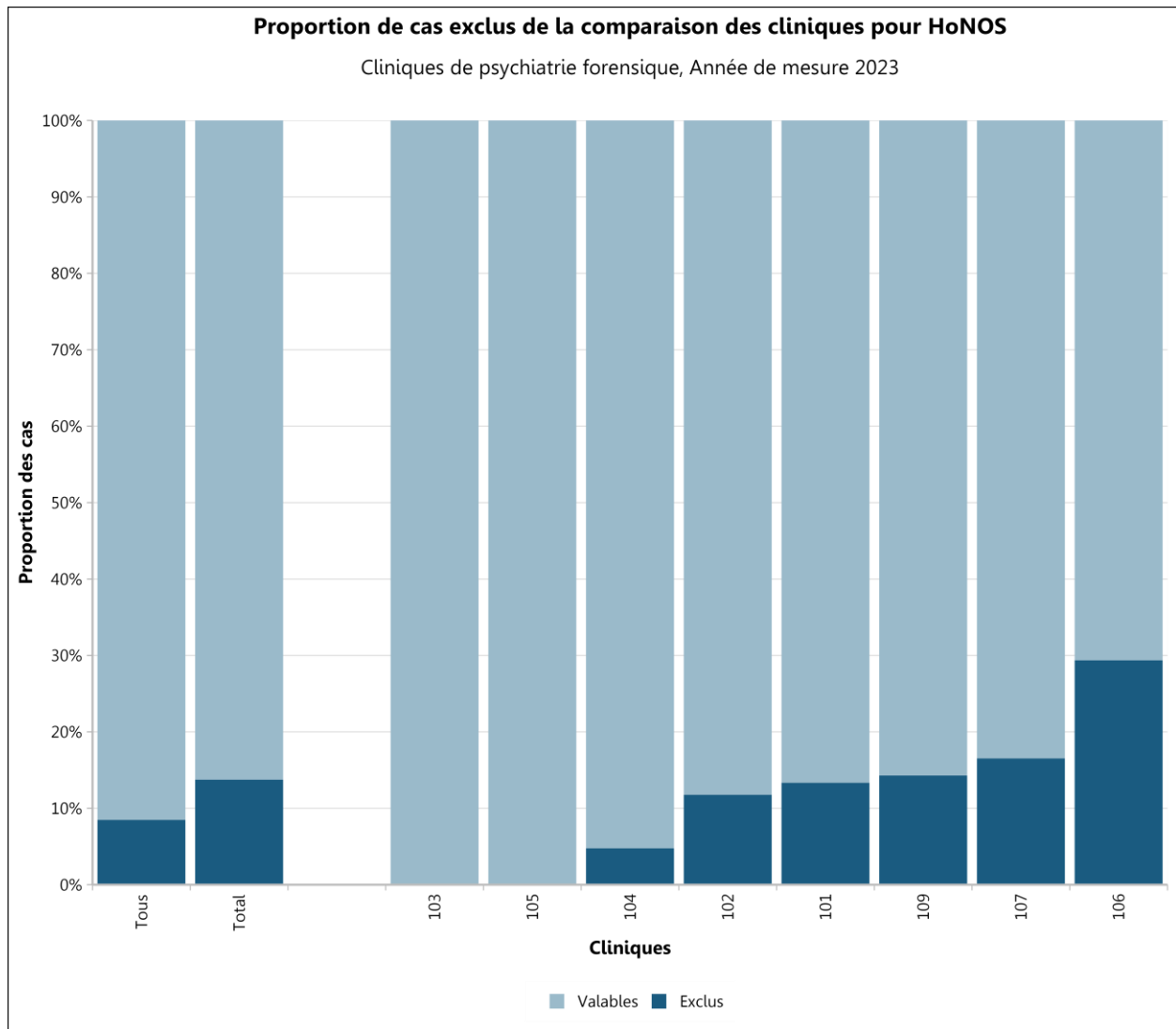


Figure 95: proportion de cas exclus de la comparaison des cliniques pour HoNOS au sein des cliniques de psychiatrie forensique

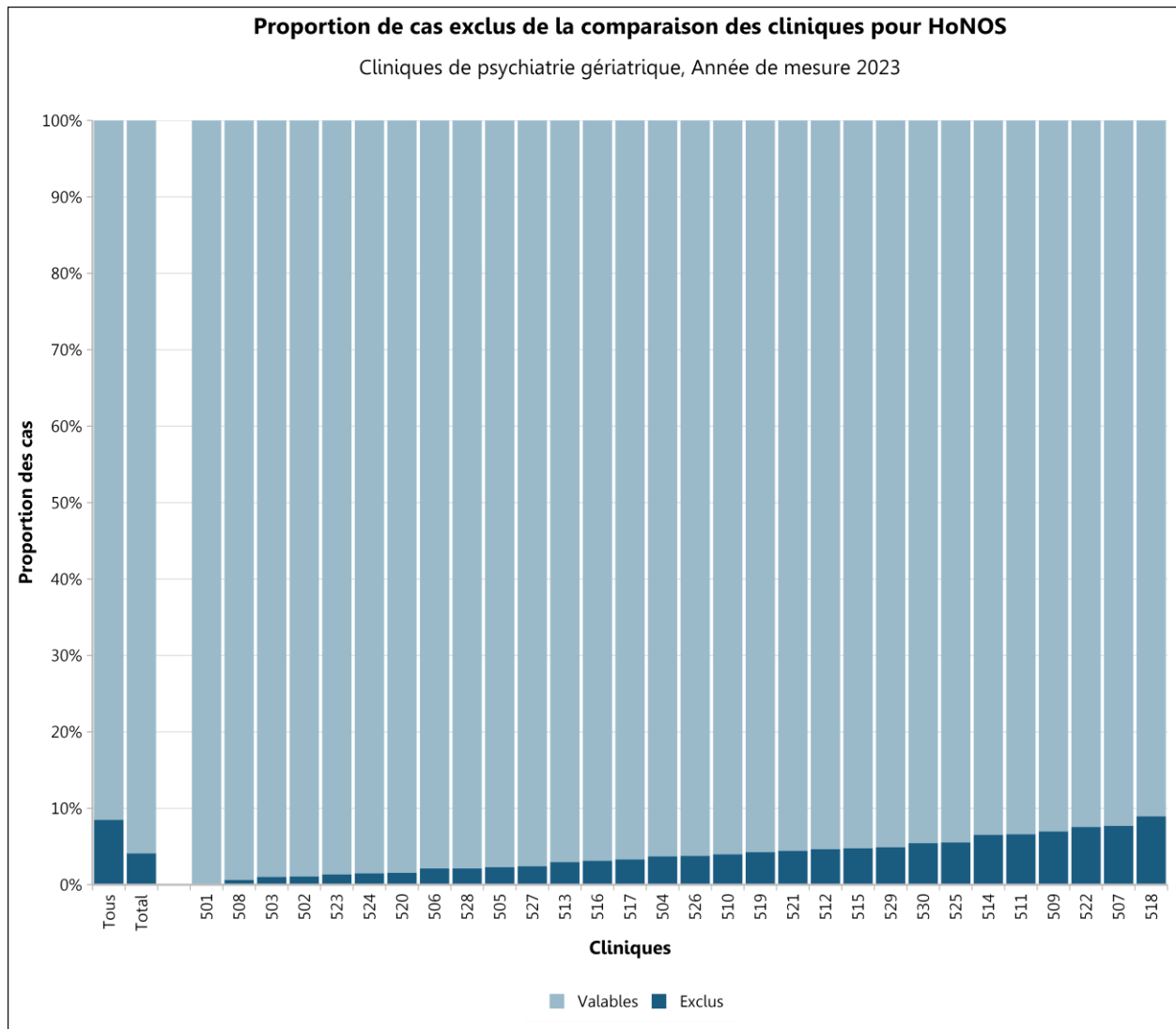


Figure 96: proportion de cas exclus de la comparaison des cliniques pour HoNOS au sein des cliniques de psychiatrie gériatrique

| Clinique                                    |       | Valables     |              | Exclus      |             |
|---|-------|--------------|--------------|-------------|-------------|
| <b>Toutes les cliniques</b>                 |       | <b>80189</b> | <b>91.5%</b> | <b>7426</b> | <b>8.5%</b> |
| Cliniques de soins aigus et premier recours | Total | 53879        | 89.8%        | 6129        | 10.2%       |
|   | 03    | 3108         | 85.4%        | 531         | 14.6%       |
|   | 06    | 774          | 92.0%        | 67          | 8.0%        |
|   | 07    | 684          | 88.5%        | 89          | 11.5%       |
|   | 08    | 2177         | 84.9%        | 388         | 15.1%       |
|   | 12    | 1241         | 97.4%        | 33          | 2.6%        |
|   | 13    | 2204         | 90.5%        | 232         | 9.5%        |
|   | 17    | 1205         | 94.4%        | 71          | 5.6%        |
|   | 18    | 298          | 96.4%        | 11          | 3.6%        |
|   | 21    | 1430         | 90.3%        | 154         | 9.7%        |
|   | 22    | 2636         | 90.7%        | 270         | 9.3%        |
|   | 24    | 1352         | 92.0%        | 118         | 8.0%        |
|   | 26    | 1991         | 89.6%        | 231         | 10.4%       |
|   | 28    | 921          | 88.5%        | 120         | 11.5%       |
|   | 30    | 1491         | 90.3%        | 160         | 9.7%        |
|   | 32    | 1019         | 85.3%        | 176         | 14.7%       |
|   | 34    | 1170         | 88.0%        | 160         | 12.0%       |
|   | 35    | 1362         | 87.4%        | 197         | 12.6%       |
|   | 36    | 701          | 94.3%        | 42          | 5.7%        |
|   | 37    | 1653         | 85.2%        | 287         | 14.8%       |
|   | 39    | 1842         | 90.8%        | 187         | 9.2%        |
|   | 40    | 1267         | 94.3%        | 76          | 5.7%        |
|   | 42    | 858          | 85.3%        | 148         | 14.7%       |
|   | 43    | 1676         | 81.8%        | 373         | 18.2%       |
|   | 44    | 453          | 98.1%        | 9           | 1.9%        |
|   | 46    | 1740         | 91.3%        | 165         | 8.7%        |
|   | 48    | 656          | 89.1%        | 80          | 10.9%       |
|   | 49    | 1151         | 95.8%        | 50          | 4.2%        |
|   | 51    | 1228         | 92.7%        | 96          | 7.3%        |
|   | 52    | 4071         | 94.9%        | 219         | 5.1%        |
| 54  | 1020  | 82.1%        | 223          | 17.9%       |             |
| 56  | 2488  | 92.8%        | 193          | 7.2%        |             |
| 58  | 1896  | 94.0%        | 121          | 6.0%        |             |
| 66  | 408   | 75.3%        | 134          | 24.7%       |             |
| 70  | 318   | 95.5%        | 15           | 4.5%        |             |
| 71  | 761   | 87.8%        | 106          | 12.2%       |             |

|  | Clinique |       | Valables |      | Exclus |
|--|----------|-------|----------|------|--------|
|  | 73       | 935   | 94.4%    | 55   | 5.6%   |
|  | 74       | 816   | 91.4%    | 77   | 8.6%   |
|  | 82       | 1216  | 79.3%    | 318  | 20.7%  |
|  | 83       | 465   | 91.2%    | 45   | 8.8%   |
|  | 88       | 121   | 99.2%    | 1    | 0.8%   |
|  | 99       | 270   | 95.4%    | 13   | 4.6%   |
|  | 122      | 806   | 90.2%    | 88   | 9.8%   |
| Cliniques de<br>psychiatrie<br>spécialisée | Total    | 12546 | 95.4%    | 605  | 4.6%   |
|  | 01       | 736   | 98.9%    | 8    | 1.1%   |
|  | 02       | 723   | 96.4%    | 27   | 3.6%   |
|  | 05       | 300   | 96.5%    | 11   | 3.5%   |
|  | 10       | 67    | 97.1%    | 2    | 2.9%   |
|  | 14       | 113   | 98.3%    | 2    | 1.7%   |
|  | 15       | 174   | 85.3%    | 30   | 14.7%  |
|  | 19       | 468   | 97.3%    | 13   | 2.7%   |
|  | 23       | 510   | 99.4%    | 3    | 0.6%   |
|  | 25       | 174   | 59.8%    | 117  | 40.2%  |
|  | 27       | 135   | 95.7%    | 6    | 4.3%   |
|  | 29       | 393   | 100%     | 0    | 0.0%   |
|  | 33       | 350   | 91.1%    | 34   | 8.9%   |
|  | 38       | 306   | 98.4%    | 5    | 1.6%   |
|  | 45       | 209   | 93.7%    | 14   | 6.3%   |
|  | 47       | 135   | 91.2%    | 13   | 8.8%   |
|  | 50       | 570   | 96.6%    | 20   | 3.4%   |
|  | 57       | 645   | 98.6%    | 9    | 1.4%   |
|  | 59       | 375   | 95.7%    | 17   | 4.3%   |
|  | 60       | 332   | 100%     | 0    | 0.0%   |
|  | 61       | 557   | 97.9%    | 12   | 2.1%   |
|  | 62       | 71    | 100%     | 0    | 0.0%   |
|  | 63       | 680   | 98.0%    | 14   | 2.0%   |
|  | 65       | 204   | 99.0%    | 2    | 1.0%   |
|  | 67       | 8     | 100%     | 0    | 0.0%   |
|  | 69       | 786   | 98.9%    | 9    | 1.1%   |
|  | 72       | 126   | 98.4%    | 2    | 1.6%   |
| 75   | 311      | 93.1% | 23       | 6.9% |        |
| 76   | 425      | 98.6% | 6        | 1.4% |        |
| 77   | 158      | 95.2% | 8        | 4.8% |        |
| 79   | 361      | 93.3% | 26       | 6.7% |        |

|  | Clinique |       | Valables |     | Exclus |
|--|----------|-------|----------|-----|--------|
|  | 85       | 37    | 97.4%    | 1   | 2.6%   |
|  | 86       | 218   | 99.5%    | 1   | 0.5%   |
|  | 87       | 187   | 83.9%    | 36  | 16.1%  |
|  | 92       | 112   | 85.5%    | 19  | 14.5%  |
|  | 93       | 374   | 97.4%    | 10  | 2.6%   |
|  | 94       | 141   | 77.9%    | 40  | 22.1%  |
|  | 95       | 194   | 94.2%    | 12  | 5.8%   |
|  | 96       | 196   | 97.5%    | 5   | 2.5%   |
|  | 97       | 423   | 99.8%    | 1   | 0.2%   |
|  | 98       | 262   | 84.8%    | 47  | 15.2%  |
| Cliniques<br>spécialisées<br>dans le<br>traitement<br>des maladies<br>de<br>dépendance | Total    | 2570  | 94.8%    | 141 | 5.2%   |
|  | 04       | 87    | 96.7%    | 3   | 3.3%   |
|  | 11       | 594   | 98.2%    | 11  | 1.8%   |
|  | 16       | 338   | 94.9%    | 18  | 5.1%   |
|  | 20       | 133   | 74.3%    | 46  | 25.7%  |
|  | 31       | 82    | 96.5%    | 3   | 3.5%   |
|  | 53       | 211   | 90.6%    | 22  | 9.4%   |
|  | 55       | 704   | 98.5%    | 11  | 1.5%   |
|  | 78       | 156   | 95.1%    | 8   | 4.9%   |
|  | 89       | 68    | 97.1%    | 2   | 2.9%   |
|  | 90       | 39    | 95.1%    | 2   | 4.9%   |
|  | 121      | 158   | 91.3%    | 15  | 8.7%   |
| Psychiatrie<br>forensique  | Total    | 634   | 86.3%    | 101 | 13.7%  |
|  | 101      | 65    | 86.7%    | 10  | 13.3%  |
|  | 102      | 255   | 88.2%    | 34  | 11.8%  |
|  | 103      | 15    | 100%     | 0   | 0.0%   |
|  | 104      | 60    | 95.2%    | 3   | 4.8%   |
|  | 105      | 48    | 100%     | 0   | 0.0%   |
|  | 106      | 77    | 70.6%    | 32  | 29.4%  |
|  | 107      | 96    | 83.5%    | 19  | 16.5%  |
|  | 109      | 18    | 85.7%    | 3   | 14.3%  |
| Psychiatrie<br>gériatrique   | Total    | 10560 | 95.9%    | 450 | 4.1%   |
|  | 501      | 87    | 100%     | 0   | 0.0%   |
|  | 502      | 369   | 98.9%    | 4   | 1.1%   |
|  | 503      | 195   | 99.0%    | 2   | 1.0%   |



| Clinique |     | Valables |    | Exclus |
|----------|-----|----------|----|--------|
| 504      | 156 | 96.3%    | 6  | 3.7%   |
| 505      | 640 | 97.7%    | 15 | 2.3%   |
| 506      | 322 | 97.9%    | 7  | 2.1%   |
| 507      | 144 | 92.3%    | 12 | 7.7%   |
| 508      | 320 | 99.4%    | 2  | 0.6%   |
| 509      | 508 | 93.0%    | 38 | 7.0%   |
| 510      | 266 | 96.0%    | 11 | 4.0%   |
| 511      | 326 | 93.4%    | 23 | 6.6%   |
| 512      | 513 | 95.4%    | 25 | 4.6%   |
| 513      | 428 | 97.1%    | 13 | 2.9%   |
| 514      | 832 | 93.5%    | 58 | 6.5%   |
| 515      | 240 | 95.2%    | 12 | 4.8%   |
| 516      | 620 | 96.9%    | 20 | 3.1%   |
| 517      | 586 | 96.7%    | 20 | 3.3%   |
| 518      | 336 | 91.1%    | 33 | 8.9%   |
| 519      | 270 | 95.7%    | 12 | 4.3%   |
| 520      | 317 | 98.4%    | 5  | 1.6%   |
| 521      | 410 | 95.6%    | 19 | 4.4%   |
| 522      | 441 | 92.5%    | 36 | 7.5%   |
| 523      | 294 | 98.7%    | 4  | 1.3%   |
| 524      | 399 | 98.5%    | 6  | 1.5%   |
| 525      | 410 | 94.5%    | 24 | 5.5%   |
| 526      | 256 | 96.2%    | 10 | 3.8%   |
| 527      | 202 | 97.6%    | 5  | 2.4%   |
| 528      | 276 | 97.9%    | 6  | 2.1%   |
| 529      | 136 | 95.1%    | 7  | 4.9%   |
| 530      | 261 | 94.6%    | 15 | 5.4%   |

Tableau 27: proportion des cas qui ont été exclus des comparaisons des cliniques pour HoNOS

## 1.21 Cas BSCL exclus

Les cas dont la qualité des données est insuffisante (c'est-à-dire les données manquantes pour le sexe, l'âge, le diagnostic principal ou la qualité insuffisante des données BSCL, voir rapport sur la qualité des données), les drop-outs BSCL et/ou les séjours de courte durée sont exclus des comparaisons entre cliniques.

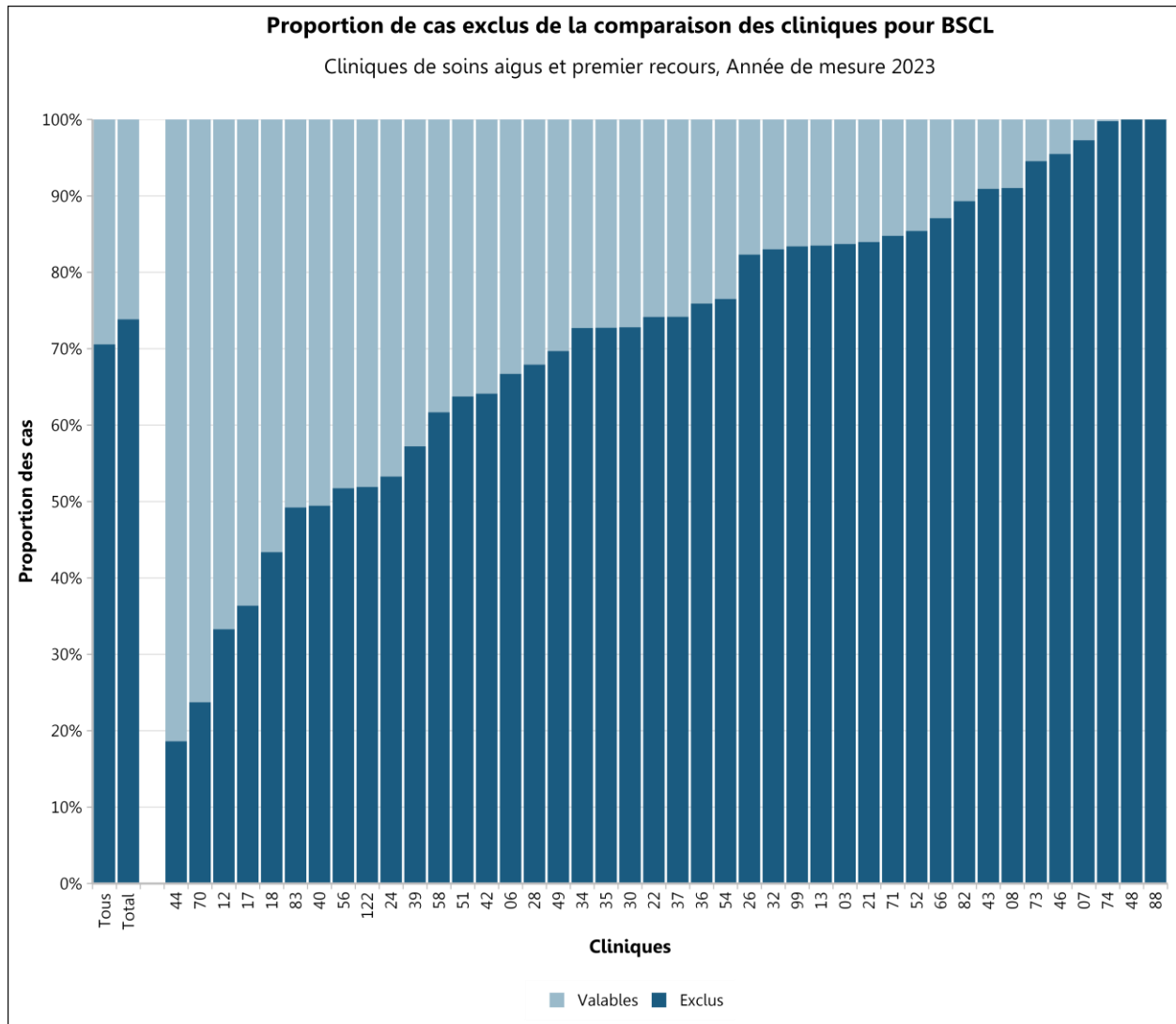


Figure 97: proportion de cas exclus de la comparaison des cliniques pour BSCL au sein des centres de soins aigus et premier recours

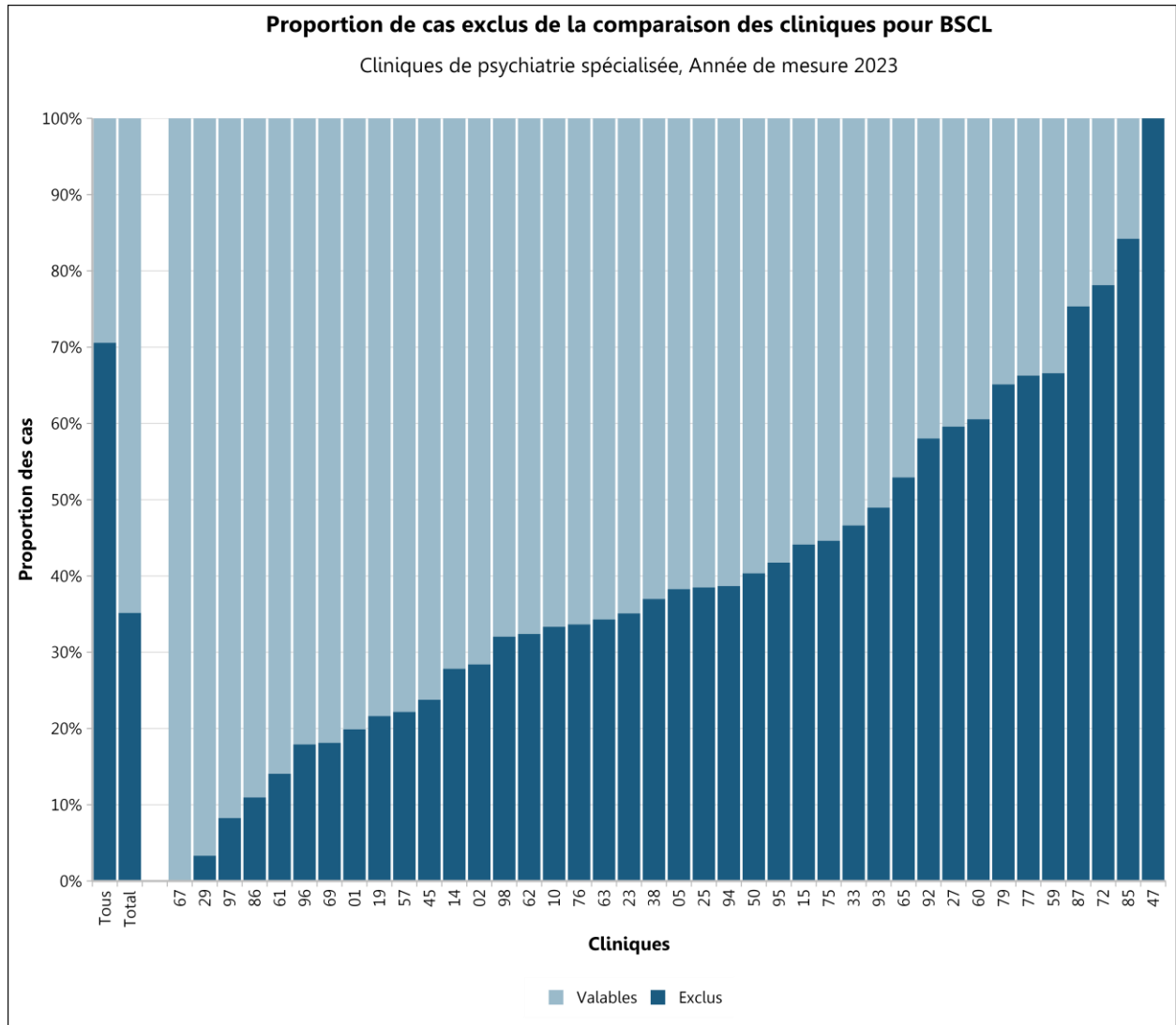


Figure 98: proportion de cas exclus de la comparaison des cliniques pour BSCL au sein de la psychiatrie spécialisée

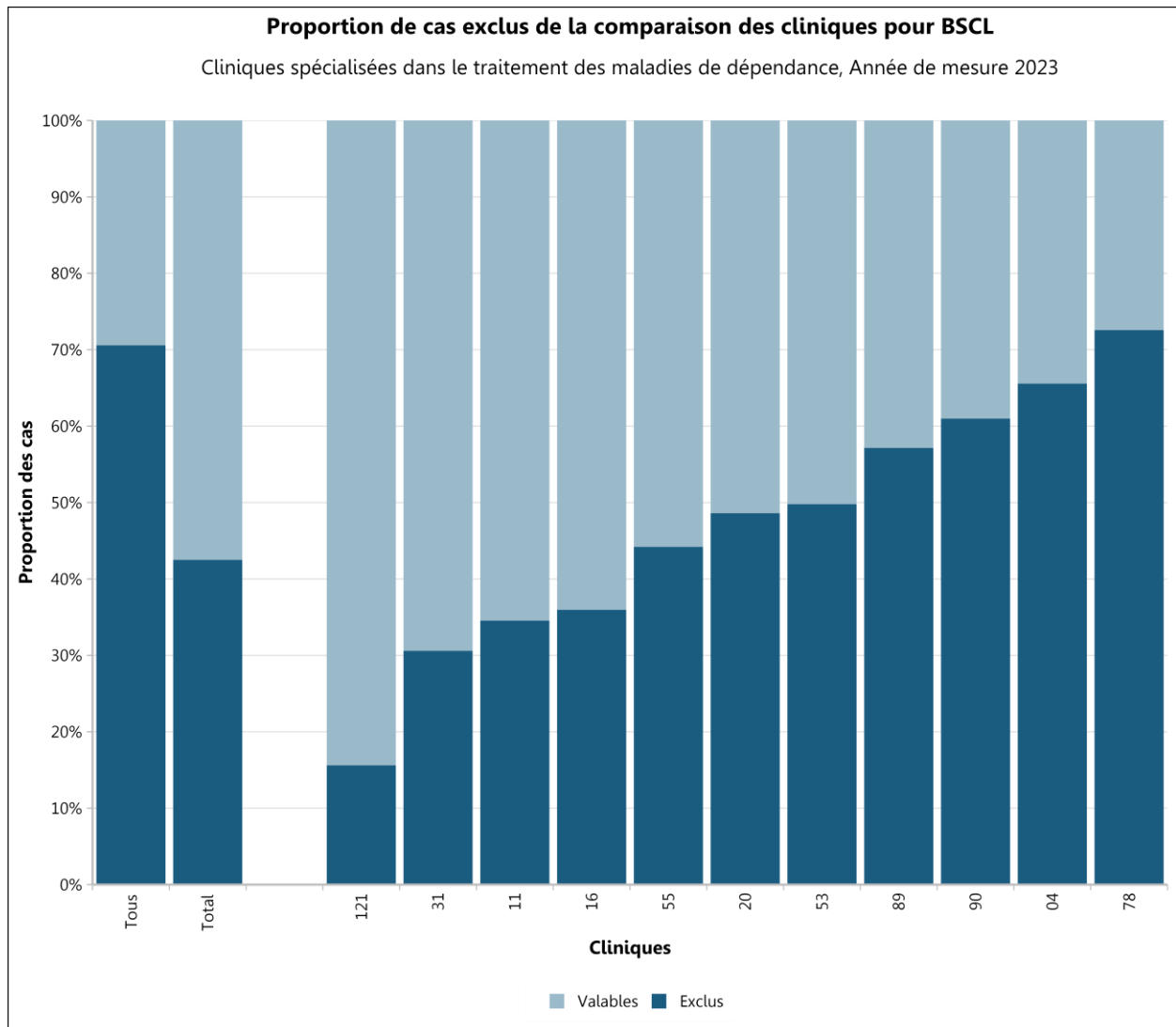


Figure 99: proportion de cas exclus de la comparaison des cliniques pour BSCL dans les cliniques spécialisées dans le traitement des maladies de dépendance

| Clinique                                    |       | Valables     |              | Exclus       |              |
|---|-------|--------------|--------------|--------------|--------------|
| <b>Toutes les cliniques</b>                 |       | <b>25787</b> | <b>34.0%</b> | <b>50083</b> | <b>66.0%</b> |
| Cliniques de soins aigus et premier recours | Total | 15699        | 26.2%        | 44309        | 73.8%        |
|   | 03    | 593          | 16.3%        | 3046         | 83.7%        |
|   | 06    | 280          | 33.3%        | 561          | 66.7%        |
|   | 07    | 21           | 2.7%         | 752          | 97.3%        |
|   | 08    | 230          | 9.0%         | 2335         | 91.0%        |
|   | 12    | 850          | 66.7%        | 424          | 33.3%        |
|   | 13    | 402          | 16.5%        | 2034         | 83.5%        |
|   | 17    | 812          | 63.6%        | 464          | 36.4%        |
|   | 18    | 175          | 56.6%        | 134          | 43.4%        |
|   | 21    | 254          | 16.0%        | 1330         | 84.0%        |
|   | 22    | 751          | 25.8%        | 2155         | 74.2%        |
|   | 24    | 687          | 46.7%        | 783          | 53.3%        |
|   | 26    | 393          | 17.7%        | 1829         | 82.3%        |
|   | 28    | 334          | 32.1%        | 707          | 67.9%        |
|   | 30    | 449          | 27.2%        | 1202         | 72.8%        |
|   | 32    | 203          | 17.0%        | 992          | 83.0%        |
|   | 34    | 363          | 27.3%        | 967          | 72.7%        |
|   | 35    | 425          | 27.3%        | 1134         | 72.7%        |
|   | 36    | 179          | 24.1%        | 564          | 75.9%        |
|   | 37    | 501          | 25.8%        | 1439         | 74.2%        |
|   | 39    | 868          | 42.8%        | 1161         | 57.2%        |
|   | 40    | 679          | 50.6%        | 664          | 49.4%        |
|   | 42    | 361          | 35.9%        | 645          | 64.1%        |
|   | 43    | 186          | 9.1%         | 1863         | 90.9%        |
|   | 44    | 376          | 81.4%        | 86           | 18.6%        |
|   | 46    | 86           | 4.5%         | 1819         | 95.5%        |
|   | 48    | 0            | 0.0%         | 736          | 100%         |
|   | 49    | 364          | 30.3%        | 837          | 69.7%        |
| 51  | 480   | 36.3%        | 844          | 63.7%        |              |
| 52  | 626   | 14.6%        | 3664         | 85.4%        |              |
| 54  | 292   | 23.5%        | 951          | 76.5%        |              |
| 56  | 1294  | 48.3%        | 1387         | 51.7%        |              |
| 58  | 773   | 38.3%        | 1244         | 61.7%        |              |
| 66  | 70    | 12.9%        | 472          | 87.1%        |              |
| 70  | 254   | 76.3%        | 79           | 23.7%        |              |
| 71  | 132   | 15.2%        | 735          | 84.8%        |              |

|  | Clinique |       | Valables |       | Exclus |
|--|----------|-------|----------|-------|--------|
|  | 73       | 54    | 5.5%     | 936   | 94.5%  |
|  | 74       | 2     | 0.2%     | 891   | 99.8%  |
|  | 82       | 164   | 10.7%    | 1370  | 89.3%  |
|  | 83       | 259   | 50.8%    | 251   | 49.2%  |
|  | 88       | 0     | 0.0%     | 122   | 100%   |
|  | 99       | 47    | 16.6%    | 236   | 83.4%  |
|  | 122      | 430   | 48.1%    | 464   | 51.9%  |
| Cliniques de<br>psychiatrie<br>spécialisée | Total    | 8529  | 64.9%    | 4622  | 35.1%  |
|  | 01       | 596   | 80.1%    | 148   | 19.9%  |
|  | 02       | 537   | 71.6%    | 213   | 28.4%  |
|  | 05       | 192   | 61.7%    | 119   | 38.3%  |
|  | 10       | 46    | 66.7%    | 23    | 33.3%  |
|  | 14       | 83    | 72.2%    | 32    | 27.8%  |
|  | 15       | 114   | 55.9%    | 90    | 44.1%  |
|  | 19       | 377   | 78.4%    | 104   | 21.6%  |
|  | 23       | 333   | 64.9%    | 180   | 35.1%  |
|  | 25       | 179   | 61.5%    | 112   | 38.5%  |
|  | 27       | 57    | 40.4%    | 84    | 59.6%  |
|  | 29       | 380   | 96.7%    | 13    | 3.3%   |
|  | 33       | 205   | 53.4%    | 179   | 46.6%  |
|  | 38       | 196   | 63.0%    | 115   | 37.0%  |
|  | 45       | 170   | 76.2%    | 53    | 23.8%  |
|  | 47       | 0     | 0.0%     | 148   | 100%   |
|  | 50       | 352   | 59.7%    | 238   | 40.3%  |
|  | 57       | 509   | 77.8%    | 145   | 22.2%  |
|  | 59       | 131   | 33.4%    | 261   | 66.6%  |
|  | 60       | 131   | 39.5%    | 201   | 60.5%  |
|  | 61       | 489   | 85.9%    | 80    | 14.1%  |
|  | 62       | 48    | 67.6%    | 23    | 32.4%  |
|  | 63       | 456   | 65.7%    | 238   | 34.3%  |
|  | 65       | 97    | 47.1%    | 109   | 52.9%  |
|  | 67       | 8     | 100%     | 0     | 0.0%   |
|  | 69       | 651   | 81.9%    | 144   | 18.1%  |
|  | 72       | 28    | 21.9%    | 100   | 78.1%  |
|  | 75       | 185   | 55.4%    | 149   | 44.6%  |
|  | 76       | 286   | 66.4%    | 145   | 33.6%  |
| 77   | 56       | 33.7% | 110      | 66.3% |        |
| 79   | 135      | 34.9% | 252      | 65.1% |        |

|  | Clinique |      | Valables |      | Exclus |
|--|----------|------|----------|------|--------|
|  | 85       | 6    | 15.8%    | 32   | 84.2%  |
|  | 86       | 195  | 89.0%    | 24   | 11.0%  |
|  | 87       | 55   | 24.7%    | 168  | 75.3%  |
|  | 92       | 55   | 42.0%    | 76   | 58.0%  |
|  | 93       | 196  | 51.0%    | 188  | 49.0%  |
|  | 94       | 111  | 61.3%    | 70   | 38.7%  |
|  | 95       | 120  | 58.3%    | 86   | 41.7%  |
|  | 96       | 165  | 82.1%    | 36   | 17.9%  |
|  | 97       | 389  | 91.7%    | 35   | 8.3%   |
|  | 98       | 210  | 68.0%    | 99   | 32.0%  |
| Cliniques<br>spécialisées<br>dans le<br>traitement<br>des maladies<br>de<br>dépendance | Total    | 1559 | 57.5%    | 1152 | 42.5%  |
|  | 04       | 31   | 34.4%    | 59   | 65.6%  |
|  | 11       | 396  | 65.5%    | 209  | 34.5%  |
|  | 16       | 228  | 64.0%    | 128  | 36.0%  |
|  | 20       | 92   | 51.4%    | 87   | 48.6%  |
|  | 31       | 59   | 69.4%    | 26   | 30.6%  |
|  | 53       | 117  | 50.2%    | 116  | 49.8%  |
|  | 55       | 399  | 55.8%    | 316  | 44.2%  |
|  | 78       | 45   | 27.4%    | 119  | 72.6%  |
|  | 89       | 30   | 42.9%    | 40   | 57.1%  |
|  | 90       | 16   | 39.0%    | 25   | 61.0%  |
|  | 121      | 146  | 84.4%    | 27   | 15.6%  |

Tableau 28: proportion des cas qui ont été exclus des comparaisons des cliniques pour BSCL

## A2. Résultat de mesure (centre de soins aigus et premier recours)

Évaluation par des tiers de l'importance des symptômes : Valeur de comparaison HoNOS

| Clinique | Valide N | Paramètre de qualité |                                     | Valeur de comparaison |                | IC simple de la valeur de comparaison |                            | IC simultané de la valeur de comparaison |                            |
|----------|----------|----------------------|-------------------------------------|-----------------------|----------------|---------------------------------------|----------------------------|--|----------------------------|
|          |          | Moyenne              | Marge d'erreur de la valeur moyenne | Valeur de comparaison | Marge d'erreur | IC 95% (limite inférieure)            | IC 95% (limite supérieure) | IC 95% (limite inférieure)               | IC 95% (limite supérieure) |
| 03       | 3,108    | 9.159                | 0.117                               | 0.674                 | 0.115          | 0.448                                 | 0.899                      | 0.302                                    | 1.045                      |
| 06       | 774      | 9.982                | 0.348                               | 1.497                 | 0.347          | 0.816                                 | 2.177                      | 0.376                                    | 2.618                      |
| 07       | 684      | 11.360               | 0.229                               | 2.875                 | 0.228          | 2.428                                 | 3.321                      | 2.139                                    | 3.611                      |
| 08       | 2,177    | 6.434                | 0.173                               | -2.052                | 0.172          | -2.389                                | -1.715                     | -2.607                                   | -1.497                     |
| 12       | 1,241    | 5.433                | 0.166                               | -3.052                | 0.164          | -3.374                                | -2.730                     | -3.583                                   | -2.521                     |
| 13       | 2,204    | 10.015               | 0.130                               | 1.529                 | 0.128          | 1.278                                 | 1.780                      | 1.116                                    | 1.943                      |
| 17       | 1,205    | 7.272                | 0.172                               | -1.213                | 0.171          | -1.548                                | -0.879                     | -1.765                                   | -0.662                     |
| 18       | 298      | 8.355                | 0.303                               | -0.131                | 0.302          | -0.722                                | 0.461                      | -1.105                                   | 0.844                      |
| 21       | 1,430    | 4.101                | 0.153                               | -4.384                | 0.151          | -4.681                                | -4.088                     | -4.873                                   | -3.896                     |
| 22       | 2,636    | 7.875                | 0.117                               | -0.611                | 0.115          | -0.835                                | -0.386                     | -0.981                                   | -0.241                     |
| 24       | 1,352    | 9.886                | 0.154                               | 1.401                 | 0.152          | 1.103                                 | 1.699                      | 0.910                                    | 1.892                      |
| 26       | 1,991    | 9.310                | 0.193                               | 0.824                 | 0.191          | 0.449                                 | 1.199                      | 0.207                                    | 1.442                      |
| 28       | 921      | 10.192               | 0.179                               | 1.706                 | 0.178          | 1.358                                 | 2.054                      | 1.133                                    | 2.280                      |
| 30       | 1,491    | 8.603                | 0.145                               | 0.117                 | 0.143          | -0.164                                | 0.398                      | -0.346                                   | 0.580                      |
| 32       | 1,019    | 13.076               | 0.178                               | 4.590                 | 0.177          | 4.244                                 | 4.937                      | 4.019                                    | 5.162                      |
| 34       | 1,170    | 7.449                | 0.158                               | -1.037                | 0.156          | -1.343                                | -0.731                     | -1.542                                   | -0.532                     |
| 35       | 1,362    | 8.454                | 0.150                               | -0.032                | 0.148          | -0.322                                | 0.259                      | -0.511                                   | 0.447                      |
| 36       | 701      | 8.791                | 0.207                               | 0.306                 | 0.206          | -0.099                                | 0.710                      | -0.360                                   | 0.971                      |
| 37       | 1,653    | 8.651                | 0.154                               | 0.165                 | 0.153          | -0.134                                | 0.465                      | -0.328                                   | 0.658                      |
| 39       | 1,842    | 9.808                | 0.141                               | 1.323                 | 0.139          | 1.050                                 | 1.596                      | 0.873                                    | 1.773                      |
| 40       | 1,267    | 8.041                | 0.157                               | -0.445                | 0.156          | -0.750                                | -0.139                     | -0.948                                   | 0.058                      |
| 42       | 858      | 14.281               | 2.553                               | 5.796                 | 2.553          | 0.792                                 | 10.800                     | -2.447                                   | 14.039                     |
| 43       | 1,676    | 7.783                | 0.151                               | -0.703                | 0.150          | -0.996                                | -0.410                     | -1.186                                   | -0.220                     |
| 44       | 453      | 8.743                | 0.285                               | 0.258                 | 0.284          | -0.299                                | 0.814                      | -0.659                                   | 1.175                      |
| 46       | 1,740    | 8.575                | 0.148                               | 0.089                 | 0.146          | -0.197                                | 0.375                      | -0.382                                   | 0.561                      |
| 48       | 656      | 8.640                | 0.218                               | 0.155                 | 0.217          | -0.270                                | 0.580                      | -0.545                                   | 0.854                      |
| 49       | 1,151    | 9.765                | 0.181                               | 1.280                 | 0.180          | 0.928                                 | 1.632                      | 0.700                                    | 1.860                      |
| 51       | 1,228    | 6.732                | 0.158                               | -1.753                | 0.156          | -2.059                                | -1.447                     | -2.258                                   | -1.249                     |
| 52       | 4,071    | 6.626                | 0.111                               | -1.859                | 0.109          | -2.072                                | -1.646                     | -2.210                                   | -1.508                     |
| 54       | 1,020    | 7.507                | 0.179                               | -0.978                | 0.178          | -1.327                                | -0.630                     | -1.552                                   | -0.404                     |
| 56       | 2,488    | 8.546                | 0.126                               | 0.061                 | 0.124          | -0.183                                | 0.304                      | -0.340                                   | 0.462                      |
| 58       | 1,896    | 6.181                | 0.138                               | -2.305                | 0.136          | -2.572                                | -2.038                     | -2.744                                   | -1.865                     |
| 66       | 408      | 11.373               | 0.295                               | 2.887                 | 0.294          | 2.311                                 | 3.463                      | 1.938                                    | 3.836                      |
| 70       | 318      | 6.809                | 0.295                               | -1.677                | 0.295          | -2.254                                | -1.100                     | -2.628                                   | -0.726                     |
| 71       | 761      | 8.959                | 0.194                               | 0.474                 | 0.193          | 0.095                                 | 0.852                      | -0.150                                   | 1.098                      |
| 73       | 935      | 10.226               | 0.179                               | 1.741                 | 0.177          | 1.393                                 | 2.089                      | 1.168                                    | 2.314                      |
| 74       | 816      | 8.496                | 0.195                               | 0.011                 | 0.193          | -0.368                                | 0.390                      | -0.614                                   | 0.635                      |



| Clinique | Valide N | Paramètre de qualité |                                     | Valeur de comparaison |                | IC simple de la valeur de comparaison |                            | IC simultané de la valeur de comparaison |                            |
|----------|----------|----------------------|-------------------------------------|-----------------------|----------------|---------------------------------------|----------------------------|--|----------------------------|
|          |          | Moyenne              | Marge d'erreur de la valeur moyenne | Valeur de comparaison | Marge d'erreur | IC 95% (limite inférieure)            | IC 95% (limite supérieure) | IC 95% (limite inférieure)               | IC 95% (limite supérieure) |
| 82       | 1,216    | 10.275               | 0.168                               | 1.789                 | 0.167          | 1.462                                 | 2.116                      | 1.250                                    | 2.328                      |
| 83       | 465      | 12.264               | 0.264                               | 3.778                 | 0.264          | 3.262                                 | 4.295                      | 2.927                                    | 4.629                      |
| 88       | 121      | 9.208                | 0.497                               | 0.722                 | 0.497          | -0.251                                | 1.696                      | -0.882                                   | 2.326                      |
| 99       | 270      | 6.839                | 0.317                               | -1.646                | 0.316          | -2.266                                | -1.026                     | -2.667                                   | -0.625                     |
| 122      | 806      | 9.803                | 0.190                               | 1.317                 | 0.189          | 0.948                                 | 1.687                      | 0.708                                    | 1.926                      |

Tableau 29: évaluation par des tiers de l'importance des symptômes : valeur de comparaison HoNOS au sein des centres de soins aigus et premier recours

**Remarque :**

Pour les cliniques avec n valable < 30, aucun intervalle de confiance n'a été calculé.

Autoévaluation de l'importance des symptômes : Valeur de comparaison BSCL

| Clinique | Valide N | Paramètre de qualité |                                     | Valeur de comparaison |                | IC simple de la valeur de comparaison |                            | IC simultané de la valeur de comparaison |                            |
|----------|----------|----------------------|-------------------------------------|-----------------------|----------------|---------------------------------------|----------------------------|--|----------------------------|
|          |          | Moyenne              | Marge d'erreur de la valeur moyenne | Valeur de comparaison | Marge d'erreur | IC 95% (limite inférieure)            | IC 95% (limite supérieure) | IC 95% (limite inférieure)               | IC 95% (limite supérieure) |
| 03       | 593      | 29.348               | 1.496                               | -2.514                | 1.480          | -5.416                                | 0.388                      | -7.254                                   | 2.226                      |
| 06       | 280      | 38.236               | 1.841                               | 6.374                 | 1.828          | 2.790                                 | 9.958                      | 0.519                                    | 12.228                     |
| 07       | 21       | 34.828               | 6.147                               | 2.965                 | 6.144          | -                                     | -                          | -  | -                          |
| 08       | 230      | 30.643               | 2.685                               | -1.220                | 2.676          | -6.466                                | 4.027                      | -9.790                                   | 7.350                      |
| 12       | 850      | 29.658               | 1.244                               | -2.204                | 1.225          | -4.606                                | 0.198                      | -6.128                                   | 1.720                      |
| 13       | 402      | 32.204               | 1.599                               | 0.342                 | 1.585          | -2.765                                | 3.448                      | -4.733                                   | 5.416                      |
| 17       | 812      | 27.361               | 1.338                               | -4.501                | 1.321          | -7.091                                | -1.912                     | -8.732                                   | -0.271                     |
| 18       | 175      | 36.315               | 2.237                               | 4.453                 | 2.227          | 0.088                                 | 8.817                      | -2.677                                   | 11.582                     |
| 21       | 254      | 34.680               | 2.013                               | 2.818                 | 2.001          | -1.106                                | 6.741                      | -3.591                                   | 9.226                      |
| 22       | 751      | 28.343               | 1.307                               | -3.520                | 1.290          | -6.048                                | -0.992                     | -7.649                                   | 0.610                      |
| 24       | 687      | 40.681               | 1.400                               | 8.819                 | 1.383          | 6.107                                 | 11.530                     | 4.389                                    | 13.248                     |
| 26       | 393      | 31.643               | 2.782                               | -0.220                | 2.773          | -5.656                                | 5.216                      | -9.100                                   | 8.661                      |
| 28       | 334      | 37.156               | 1.711                               | 5.294                 | 1.698          | 1.966                                 | 8.621                      | -0.142                                   | 10.729                     |
| 30       | 449      | 31.204               | 1.579                               | -0.658                | 1.564          | -3.725                                | 2.408                      | -5.667                                   | 4.350                      |
| 32       | 203      | 41.576               | 2.180                               | 9.713                 | 2.169          | 5.461                                 | 13.966                     | 2.767                                    | 16.660                     |
| 34       | 363      | 35.625               | 1.632                               | 3.762                 | 1.618          | 0.592                                 | 6.933                      | -1.417                                   | 8.942                      |
| 35       | 425      | 32.567               | 1.594                               | 0.704                 | 1.580          | -2.393                                | 3.801                      | -4.355                                   | 5.763                      |
| 36       | 179      | 36.904               | 2.246                               | 5.042                 | 2.236          | 0.659                                 | 9.424                      | -2.118                                   | 12.201                     |
| 37       | 501      | 31.167               | 1.537                               | -0.695                | 1.523          | -3.680                                | 2.289                      | -5.571                                   | 4.180                      |
| 39       | 868      | 34.878               | 1.315                               | 3.016                 | 1.297          | 0.473                                 | 5.559                      | -1.137                                   | 7.170                      |
| 40       | 679      | 34.953               | 1.332                               | 3.090                 | 1.314          | 0.514                                 | 5.667                      | -1.118                                   | 7.299                      |
| 42       | 361      | -4.698               | 28.908                              | -36.560               | 28.907         | -93.222                               | 20.101                     | -129.121                                 | 56.000                     |
| 43       | 186      | 41.404               | 2.549                               | 9.542                 | 2.540          | 4.564                                 | 14.520                     | 1.410                                    | 17.673                     |
| 44       | 376      | 44.270               | 1.884                               | 12.408                | 1.871          | 8.740                                 | 16.076                     | 6.416                                    | 18.400                     |
| 46       | 86       | 40.814               | 3.254                               | 8.951                 | 3.247          | 2.586                                 | 15.317                     | -1.447                                   | 19.350                     |
| 48       | 0        | -                    | -                                   | -                     | -              | -                                     | -                          | -  | -                          |
| 49       | 364      | 34.344               | 1.930                               | 2.482                 | 1.918          | -1.279                                | 6.242                      | -3.661                                   | 8.624                      |
| 51       | 480      | 35.784               | 1.513                               | 3.922                 | 1.498          | 0.986                                 | 6.857                      | -0.874                                   | 8.717                      |
| 52       | 626      | 30.539               | 1.409                               | -1.323                | 1.393          | -4.054                                | 1.408                      | -5.784                                   | 3.138                      |
| 54       | 292      | 22.057               | 2.124                               | -9.805                | 2.113          | -13.948                               | -5.663                     | -16.572                                  | -3.038                     |
| 56       | 1,294    | 28.817               | 1.172                               | -3.046                | 1.153          | -5.305                                | -0.786                     | -6.737                                   | 0.645                      |
| 58       | 773      | 26.876               | 1.345                               | -4.986                | 1.328          | -7.589                                | -2.384                     | -9.238                                   | -0.734                     |
| 66       | 70       | 35.492               | 3.490                               | 3.630                 | 3.483          | -3.198                                | 10.457                     | -7.524                                   | 14.783                     |
| 70       | 254      | 35.006               | 1.903                               | 3.144                 | 1.892          | -0.564                                | 6.851                      | -2.913                                   | 9.200                      |
| 71       | 132      | 32.824               | 2.573                               | 0.962                 | 2.565          | -4.066                                | 5.989                      | -7.250                                   | 9.174                      |
| 73       | 54       | 43.957               | 3.951                               | 12.094                | 3.946          | 4.360                                 | 19.828                     | -0.539                                   | 24.728                     |
| 74       | 2        | 42.861               | 19.068                              | 10.998                | 19.067         | -                                     | -                          | -  | -                          |
| 82       | 164      | 25.004               | 2.462                               | -6.859                | 2.453          | -11.667                               | -2.051                     | -14.713                                  | 0.996                      |

| Clinique | Valide N | Paramètre de qualité |                                     | Valeur de comparaison |                | IC simple de la valeur de comparaison |                            | IC simultané de la valeur de comparaison |                            |
|----------|----------|----------------------|-------------------------------------|-----------------------|----------------|---------------------------------------|----------------------------|--|----------------------------|
|          |          | Moyenne              | Marge d'erreur de la valeur moyenne | Valeur de comparaison | Marge d'erreur | IC 95% (limite inférieure)            | IC 95% (limite supérieure) | IC 95% (limite inférieure)               | IC 95% (limite supérieure) |
| 83       | 259      | 26.102               | 2.156                               | -5.761                | 2.145          | -9.966                                | -1.556                     | -12.630                                  | 1.109                      |
| 88       | 0        | -                    | -                                   | -                     | -              | -                                     | -                          | -  | -                          |
| 99       | 47       | 39.427               | 4.018                               | 7.564                 | 4.012          | -0.300                                | 15.428                     | -5.282                                   | 20.410                     |
| 122      | 430      | 43.975               | 1.557                               | 12.113                | 1.542          | 9.089                                 | 15.136                     | 7.174                                    | 17.052                     |

Tableau 30: autoévaluation de l'importance des symptômes : valeur de comparaison BSCL au sein des centres de soins aigus et premier recours

**Remarque :**

Pour les cliniques avec n valable < 30, aucun intervalle de confiance n'a été calculé.

Comparaison entre l'auto-évaluation et l'évaluation externe

| Clinique | Diagnostic principal | Cas avec écarts (total) |               |                 | Cas avec auto-évaluation plus élevée |               |                 | Cas avec évaluation externe supérieure |               |                 |
|----------|----------------------|-------------------------|---------------|-----------------|--------------------------------------|---------------|-----------------|--|---------------|-----------------|
|          |                      | N                       | Écart (total) | Écart (moyenne) | N                                    | Écart (total) | Écart (moyenne) | N                                      | Écart (total) | Écart (moyenne) |
| 03       | Total                | 583                     | 0.56          | 0.000           | 259                                  | -0.24         | -0.005          | 324                                    | 0.32          | 0.005           |
|          | F0                   | 1                       | 0.00          | 0.000           | 0                                    | 0.00          | -               | 1                                      | 0.00          | 0.000           |
|          | F1                   | 241                     | 0.26          | 0.000           | 95                                   | -0.09         | -0.001          | 146                                    | 0.17          | 0.001           |
|          | F2                   | 27                      | 0.03          | 0.000           | 11                                   | -0.01         | -0.001          | 16                                     | 0.02          | 0.001           |
|          | F3                   | 172                     | 0.15          | 0.000           | 92                                   | -0.09         | -0.001          | 80                                     | 0.06          | 0.001           |
|          | F4                   | 78                      | 0.07          | 0.000           | 34                                   | -0.03         | -0.001          | 44                                     | 0.04          | 0.001           |
|          | F6                   | 55                      | 0.05          | 0.000           | 23                                   | -0.02         | -0.001          | 32                                     | 0.03          | 0.001           |
|          | F8                   | 3                       | 0.00          | 0.000           | 2                                    | 0.00          | -0.000          | 1                                      | 0.00          | 0.000           |
|          | F9                   | 3                       | 0.00          | 0.000           | 2                                    | 0.00          | -0.000          | 1                                      | 0.00          | 0.000           |
|          | Autres               | 3                       | 0.00          | 0.000           | 0                                    | 0.00          | -               | 3                                      | 0.00          | 0.000           |
| 06       | Total                | 280                     | 0.63          | 0.002           | 76                                   | -0.13         | -0.015          | 204                                    | 0.50          | 0.013           |
|          | F0                   | 1                       | 0.00          | 0.000           | 1                                    | 0.00          | -0.000          | 0                                      | 0.00          | -               |
|          | F1                   | 84                      | 0.20          | 0.001           | 21                                   | -0.04         | -0.002          | 63                                     | 0.16          | 0.003           |
|          | F2                   | 15                      | 0.04          | 0.000           | 2                                    | 0.00          | -0.000          | 13                                     | 0.04          | 0.003           |
|          | F3                   | 146                     | 0.32          | 0.001           | 43                                   | -0.06         | -0.001          | 103                                    | 0.26          | 0.003           |
|          | F4                   | 23                      | 0.05          | 0.000           | 8                                    | -0.02         | -0.002          | 15                                     | 0.03          | 0.002           |
|          | F5                   | 1                       | 0.00          | 0.000           | 0                                    | 0.00          | -               | 1                                      | 0.00          | 0.000           |
|          | F6                   | 7                       | 0.02          | 0.000           | 1                                    | -0.01         | -0.010          | 6                                      | 0.01          | 0.002           |
|          | F8                   | 1                       | 0.00          | 0.000           | 0                                    | 0.00          | -               | 1                                      | 0.00          | 0.000           |
|          | F9                   | 1                       | 0.00          | 0.000           | 0                                    | 0.00          | -               | 1                                      | 0.00          | 0.000           |
| Autres   | 1                    | 0.00                    | 0.000         | 0               | 0.00                                 | -             | 1               | 0.00                                   | 0.000         |                 |
| 07       | Total                | 19                      | 0.57          | 0.030           | 11                                   | -0.30         | -0.104          | 8                                      | 0.27          | 0.105           |
|          | F1                   | 3                       | 0.09          | 0.005           | 1                                    | 0.00          | -0.000          | 2                                      | 0.09          | 0.045           |
|          | F2                   | 5                       | 0.22          | 0.012           | 2                                    | -0.11         | -0.055          | 3                                      | 0.11          | 0.037           |
|          | F3                   | 8                       | 0.18          | 0.009           | 5                                    | -0.11         | -0.022          | 3                                      | 0.07          | 0.023           |

| Clinique | Diagnostic principal | Cas avec écarts (total) |               |                 | Cas avec auto-évaluation plus élevée |               |                 | Cas avec évaluation externe supérieure |               |                 |
|----------|----------------------|-------------------------|---------------|-----------------|--------------------------------------|---------------|-----------------|--|---------------|-----------------|
|          |                      | N                       | Écart (total) | Écart (moyenne) | N                                    | Écart (total) | Écart (moyenne) | N                                      | Écart (total) | Écart (moyenne) |
| 08       | F4                   | 3                       | 0.08          | 0.004           | 3                                    | -0.08         | -0.027          | 0                                      | 0.00          | -               |
|          | Total                | 227                     | 0.56          | 0.002           | 82                                   | -0.19         | -0.012          | 145                                    | 0.37          | 0.028           |
|          | F0                   | 2                       | 0.00          | 0.000           | 1                                    | 0.00          | -0.000          | 1                                      | 0.00          | 0.000           |
|          | F1                   | 52                      | 0.13          | 0.001           | 18                                   | -0.04         | -0.002          | 34                                     | 0.09          | 0.003           |
|          | F2                   | 31                      | 0.10          | 0.000           | 8                                    | -0.03         | -0.004          | 23                                     | 0.07          | 0.003           |
|          | F3                   | 93                      | 0.22          | 0.001           | 38                                   | -0.09         | -0.002          | 55                                     | 0.13          | 0.002           |
|          | F4                   | 23                      | 0.04          | 0.000           | 11                                   | -0.02         | -0.002          | 12                                     | 0.02          | 0.002           |
|          | F5                   | 3                       | 0.00          | 0.000           | 1                                    | 0.00          | -0.000          | 2                                      | 0.00          | 0.000           |
|          | F6                   | 19                      | 0.05          | 0.000           | 4                                    | -0.01         | -0.002          | 15                                     | 0.04          | 0.003           |
|          | F9                   | 3                       | 0.01          | 0.000           | 1                                    | 0.00          | -0.000          | 2                                      | 0.01          | 0.005           |
|          | Autres               | 1                       | 0.01          | 0.000           | 0                                    | 0.00          | -               | 1                                      | 0.01          | 0.010           |
| 12       | Total                | 850                     | 0.50          | 0.000           | 290                                  | -0.14         | -0.002          | 560                                    | 0.36          | 0.004           |
|          | F0                   | 3                       | 0.00          | 0.000           | 0                                    | 0.00          | -               | 3                                      | 0.00          | 0.000           |
|          | F1                   | 60                      | 0.05          | 0.000           | 9                                    | -0.01         | -0.001          | 51                                     | 0.04          | 0.001           |
|          | F2                   | 32                      | 0.02          | 0.000           | 11                                   | -0.01         | -0.001          | 21                                     | 0.01          | 0.000           |
|          | F3                   | 615                     | 0.36          | 0.000           | 216                                  | -0.10         | -0.000          | 399                                    | 0.26          | 0.001           |
|          | F4                   | 113                     | 0.06          | 0.000           | 45                                   | -0.02         | -0.000          | 68                                     | 0.04          | 0.001           |
|          | F5                   | 4                       | 0.00          | 0.000           | 1                                    | 0.00          | -0.000          | 3                                      | 0.00          | 0.000           |
|          | F6                   | 21                      | 0.01          | 0.000           | 8                                    | 0.00          | -0.000          | 13                                     | 0.01          | 0.001           |
|          | F8                   | 2                       | 0.00          | 0.000           | 0                                    | 0.00          | -               | 2                                      | 0.00          | 0.000           |
| 13       | Total                | 401                     | 0.53          | 0.001           | 194                                  | -0.27         | -0.007          | 207                                    | 0.26          | 0.011           |
|          | F0                   | 2                       | 0.00          | 0.000           | 1                                    | 0.00          | -0.000          | 1                                      | 0.00          | 0.000           |
|          | F1                   | 83                      | 0.11          | 0.000           | 19                                   | -0.02         | -0.001          | 64                                     | 0.09          | 0.001           |
|          | F2                   | 26                      | 0.04          | 0.000           | 12                                   | -0.02         | -0.002          | 14                                     | 0.02          | 0.001           |
|          | F3                   | 184                     | 0.23          | 0.001           | 111                                  | -0.16         | -0.001          | 73                                     | 0.07          | 0.001           |
|          | F4                   | 72                      | 0.10          | 0.000           | 35                                   | -0.05         | -0.001          | 37                                     | 0.05          | 0.001           |
|          | F5                   | 1                       | 0.00          | 0.000           | 1                                    | 0.00          | -0.000          | 0                                      | 0.00          | -               |
|          | F6                   | 23                      | 0.04          | 0.000           | 11                                   | -0.02         | -0.002          | 12                                     | 0.02          | 0.002           |
|          | F7                   | 1                       | 0.00          | 0.000           | 0                                    | 0.00          | -               | 1                                      | 0.00          | 0.000           |
|          | F8                   | 3                       | 0.00          | 0.000           | 2                                    | 0.00          | -0.000          | 1                                      | 0.00          | 0.000           |
|          | F9                   | 4                       | 0.00          | 0.000           | 2                                    | 0.00          | -0.000          | 2                                      | 0.00          | 0.000           |
|          | Autres               | 2                       | 0.01          | 0.000           | 0                                    | 0.00          | -               | 2                                      | 0.01          | 0.005           |
| 17       | Total                | 806                     | 0.57          | 0.000           | 356                                  | -0.24         | -0.005          | 450                                    | 0.33          | 0.005           |
|          | F0                   | 7                       | 0.00          | 0.000           | 2                                    | 0.00          | -0.000          | 5                                      | 0.00          | 0.000           |
|          | F1                   | 212                     | 0.18          | 0.000           | 69                                   | -0.04         | -0.001          | 143                                    | 0.14          | 0.001           |
|          | F2                   | 42                      | 0.04          | 0.000           | 10                                   | -0.01         | -0.001          | 32                                     | 0.03          | 0.001           |
|          | F3                   | 468                     | 0.30          | 0.000           | 238                                  | -0.16         | -0.001          | 230                                    | 0.14          | 0.001           |
|          | F4                   | 44                      | 0.03          | 0.000           | 25                                   | -0.02         | -0.001          | 19                                     | 0.01          | 0.001           |
|          | F6                   | 28                      | 0.02          | 0.000           | 10                                   | -0.01         | -0.001          | 18                                     | 0.01          | 0.001           |
|          | F9                   | 5                       | 0.00          | 0.000           | 2                                    | 0.00          | -0.000          | 3                                      | 0.00          | 0.000           |
| 18       | Total                | 300                     | 0.69          | 0.001           | 123                                  | -0.30         | -0.012          | 177                                    | 0.39          | 0.009           |
|          | F1                   | 66                      | 0.14          | 0.000           | 20                                   | -0.04         | -0.002          | 46                                     | 0.10          | 0.002           |
|          | F2                   | 27                      | 0.06          | 0.000           | 7                                    | -0.01         | -0.001          | 20                                     | 0.05          | 0.002           |
|          | F3                   | 150                     | 0.37          | 0.001           | 68                                   | -0.18         | -0.003          | 82                                     | 0.19          | 0.002           |
|          | F4                   | 35                      | 0.08          | 0.000           | 18                                   | -0.04         | -0.002          | 17                                     | 0.04          | 0.002           |
|          | F5                   | 2                       | 0.00          | 0.000           | 1                                    | 0.00          | -0.000          | 1                                      | 0.00          | 0.000           |
|          | F6                   | 19                      | 0.04          | 0.000           | 8                                    | -0.03         | -0.004          | 11                                     | 0.01          | 0.001           |
|          | F9                   | 1                       | 0.00          | 0.000           | 1                                    | 0.00          | -0.000          | 0                                      | 0.00          | -               |
| 21       | Total                | 252                     | 0.55          | 0.001           | 139                                  | -0.33         | -0.011          | 113                                    | 0.22          | 0.009           |
|          | F1                   | 56                      | 0.12          | 0.000           | 25                                   | -0.06         | -0.002          | 31                                     | 0.06          | 0.002           |
|          | F2                   | 18                      | 0.05          | 0.000           | 9                                    | -0.03         | -0.003          | 9                                      | 0.02          | 0.002           |

| Clinique | Diagnostic principal | Cas avec écarts (total) |               |                 | Cas avec auto-évaluation plus élevée |               |                 | Cas avec évaluation externe supérieure |               |                 |
|----------|----------------------|-------------------------|---------------|-----------------|--------------------------------------|---------------|-----------------|--|---------------|-----------------|
|          |                      | N                       | Écart (total) | Écart (moyenne) | N                                    | Écart (total) | Écart (moyenne) | N                                      | Écart (total) | Écart (moyenne) |
|          |                      |                         |               |                 |                                      |               |                 |  |               |                 |
|          | F3                   | 104                     | 0.24          | 0.001           | 69                                   | -0.17         | -0.002          | 35                                     | 0.07          | 0.002           |
|          | F4                   | 34                      | 0.06          | 0.000           | 18                                   | -0.04         | -0.002          | 16                                     | 0.02          | 0.001           |
|          | F6                   | 38                      | 0.08          | 0.000           | 17                                   | -0.03         | -0.002          | 21                                     | 0.05          | 0.002           |
|          | F8                   | 1                       | 0.00          | 0.000           | 0                                    | 0.00          | -               | 1                                      | 0.00          | 0.000           |
|          | F9                   | 1                       | 0.00          | 0.000           | 1                                    | 0.00          | -0.000          | 0                                      | 0.00          | -               |
| 22       | Total                | 750                     | 0.55          | 0.000           | 318                                  | -0.23         | -0.005          | 432                                    | 0.32          | 0.005           |
|          | F0                   | 9                       | 0.00          | 0.000           | 4                                    | 0.00          | -0.000          | 5                                      | 0.00          | 0.000           |
|          | F1                   | 130                     | 0.11          | 0.000           | 37                                   | -0.03         | -0.001          | 93                                     | 0.08          | 0.001           |
|          | F2                   | 95                      | 0.08          | 0.000           | 37                                   | -0.03         | -0.001          | 58                                     | 0.05          | 0.001           |
|          | F3                   | 244                     | 0.18          | 0.000           | 100                                  | -0.08         | -0.001          | 144                                    | 0.10          | 0.001           |
|          | F4                   | 150                     | 0.10          | 0.000           | 80                                   | -0.05         | -0.001          | 70                                     | 0.05          | 0.001           |
|          | F5                   | 8                       | 0.00          | 0.000           | 6                                    | 0.00          | -0.000          | 2                                      | 0.00          | 0.000           |
|          | F6                   | 107                     | 0.08          | 0.000           | 49                                   | -0.04         | -0.001          | 58                                     | 0.04          | 0.001           |
|          | F7                   | 1                       | 0.00          | 0.000           | 1                                    | 0.00          | -0.000          | 0                                      | 0.00          | -               |
|          | F8                   | 4                       | 0.00          | 0.000           | 2                                    | 0.00          | -0.000          | 2                                      | 0.00          | 0.000           |
|          | F9                   | 1                       | 0.00          | 0.000           | 1                                    | 0.00          | -0.000          | 0                                      | 0.00          | -               |
|          | Autres               | 1                       | 0.00          | 0.000           | 1                                    | 0.00          | -0.000          | 0                                      | 0.00          | -               |
| 24       | Total                | 677                     | 0.63          | 0.000           | 263                                  | -0.21         | -0.005          | 414                                    | 0.42          | 0.005           |
|          | F0                   | 5                       | 0.00          | 0.000           | 2                                    | 0.00          | -0.000          | 3                                      | 0.00          | 0.000           |
|          | F1                   | 268                     | 0.25          | 0.000           | 76                                   | -0.05         | -0.001          | 192                                    | 0.20          | 0.001           |
|          | F2                   | 101                     | 0.09          | 0.000           | 48                                   | -0.04         | -0.001          | 53                                     | 0.05          | 0.001           |
|          | F3                   | 106                     | 0.09          | 0.000           | 48                                   | -0.04         | -0.001          | 58                                     | 0.05          | 0.001           |
|          | F4                   | 43                      | 0.04          | 0.000           | 14                                   | -0.01         | -0.001          | 29                                     | 0.03          | 0.001           |
|          | F6                   | 139                     | 0.16          | 0.000           | 69                                   | -0.07         | -0.001          | 70                                     | 0.09          | 0.001           |
|          | F7                   | 9                       | 0.00          | 0.000           | 4                                    | 0.00          | -0.000          | 5                                      | 0.00          | 0.000           |
|          | F8                   | 6                       | 0.00          | 0.000           | 2                                    | 0.00          | -0.000          | 4                                      | 0.00          | 0.000           |
| 26       | Total                | 385                     | 0.66          | 0.001           | 175                                  | -0.26         | -0.008          | 210                                    | 0.40          | 0.009           |
|          | F0                   | 1                       | 0.00          | 0.000           | 1                                    | 0.00          | -0.000          | 0                                      | 0.00          | -               |
|          | F1                   | 39                      | 0.07          | 0.000           | 12                                   | -0.02         | -0.002          | 27                                     | 0.05          | 0.002           |
|          | F2                   | 64                      | 0.15          | 0.000           | 14                                   | -0.02         | -0.001          | 50                                     | 0.13          | 0.003           |
|          | F3                   | 125                     | 0.22          | 0.001           | 59                                   | -0.08         | -0.001          | 66                                     | 0.14          | 0.002           |
|          | F4                   | 38                      | 0.05          | 0.000           | 25                                   | -0.04         | -0.002          | 13                                     | 0.01          | 0.001           |
|          | F6                   | 107                     | 0.17          | 0.000           | 58                                   | -0.10         | -0.002          | 49                                     | 0.07          | 0.001           |
|          | F7                   | 1                       | 0.00          | 0.000           | 0                                    | 0.00          | -               | 1                                      | 0.00          | 0.000           |
|          | F8                   | 1                       | 0.00          | 0.000           | 1                                    | 0.00          | -0.000          | 0                                      | 0.00          | -               |
|          | F9                   | 3                       | 0.00          | 0.000           | 2                                    | 0.00          | -0.000          | 1                                      | 0.00          | 0.000           |
|          | Autres               | 3                       | 0.00          | 0.000           | 3                                    | 0.00          | -0.000          | 0                                      | 0.00          | -               |
|          | Inconnue             | 3                       | 0.00          | 0.000           | 0                                    | 0.00          | -               | 3                                      | 0.00          | 0.000           |
| 28       | Total                | 333                     | 0.58          | 0.001           | 156                                  | -0.25         | -0.009          | 177                                    | 0.33          | 0.010           |
|          | F0                   | 2                       | 0.00          | 0.000           | 1                                    | 0.00          | -0.000          | 1                                      | 0.00          | 0.000           |
|          | F1                   | 50                      | 0.09          | 0.000           | 15                                   | -0.02         | -0.001          | 35                                     | 0.07          | 0.002           |
|          | F2                   | 53                      | 0.11          | 0.000           | 22                                   | -0.04         | -0.002          | 31                                     | 0.07          | 0.002           |
|          | F3                   | 173                     | 0.29          | 0.001           | 93                                   | -0.15         | -0.002          | 80                                     | 0.14          | 0.002           |
|          | F4                   | 33                      | 0.05          | 0.000           | 16                                   | -0.02         | -0.001          | 17                                     | 0.03          | 0.002           |
|          | F5                   | 2                       | 0.00          | 0.000           | 1                                    | 0.00          | -0.000          | 1                                      | 0.00          | 0.000           |
|          | F6                   | 18                      | 0.04          | 0.000           | 6                                    | -0.02         | -0.003          | 12                                     | 0.02          | 0.002           |
|          | F7                   | 1                       | 0.00          | 0.000           | 1                                    | 0.00          | -0.000          | 0                                      | 0.00          | -               |
|          | F9                   | 1                       | 0.00          | 0.000           | 1                                    | 0.00          | -0.000          | 0                                      | 0.00          | -               |
| 30       | Total                | 445                     | 0.57          | 0.001           | 147                                  | -0.15         | -0.005          | 298                                    | 0.42          | 0.007           |
|          | F0                   | 4                       | 0.00          | 0.000           | 2                                    | 0.00          | -0.000          | 2                                      | 0.00          | 0.000           |
|          | F1                   | 218                     | 0.31          | 0.001           | 43                                   | -0.04         | -0.001          | 175                                    | 0.27          | 0.002           |

| Clinique | Diagnostic principal | Cas avec écarts (total) |               |                 | Cas avec auto-évaluation plus élevée |               |                 | Cas avec évaluation externe supérieure |               |                 |
|----------|----------------------|-------------------------|---------------|-----------------|--------------------------------------|---------------|-----------------|--|---------------|-----------------|
|          |                      | N                       | Écart (total) | Écart (moyenne) | N                                    | Écart (total) | Écart (moyenne) | N                                      | Écart (total) | Écart (moyenne) |
|          |                      |                         |               |                 |                                      |               |                 |  |               |                 |
|          | F2                   | 31                      | 0.05          | 0.000           | 13                                   | -0.02         | -0.002          | 18                                     | 0.03          | 0.002           |
|          | F3                   | 143                     | 0.17          | 0.000           | 65                                   | -0.07         | -0.001          | 78                                     | 0.10          | 0.001           |
|          | F4                   | 35                      | 0.03          | 0.000           | 19                                   | -0.02         | -0.001          | 16                                     | 0.01          | 0.001           |
|          | F6                   | 10                      | 0.01          | 0.000           | 3                                    | 0.00          | -0.000          | 7                                      | 0.01          | 0.001           |
|          | F7                   | 1                       | 0.00          | 0.000           | 1                                    | 0.00          | -0.000          | 0                                      | 0.00          | -               |
|          | F9                   | 2                       | 0.00          | 0.000           | 0                                    | 0.00          | -               | 2                                      | 0.00          | 0.000           |
|          | Autres               | 1                       | 0.00          | 0.000           | 1                                    | 0.00          | -0.000          | 0                                      | 0.00          | -               |
| 32       | Total                | 205                     | 0.65          | 0.003           | 61                                   | -0.15         | -0.014          | 144                                    | 0.50          | 0.033           |
|          | F0                   | 1                       | 0.00          | 0.000           | 0                                    | 0.00          | -               | 1                                      | 0.00          | 0.000           |
|          | F1                   | 36                      | 0.10          | 0.000           | 6                                    | -0.01         | -0.002          | 30                                     | 0.09          | 0.003           |
|          | F2                   | 26                      | 0.12          | 0.001           | 4                                    | -0.02         | -0.005          | 22                                     | 0.10          | 0.005           |
|          | F3                   | 72                      | 0.20          | 0.001           | 32                                   | -0.08         | -0.002          | 40                                     | 0.12          | 0.003           |
|          | F4                   | 53                      | 0.16          | 0.001           | 15                                   | -0.03         | -0.002          | 38                                     | 0.13          | 0.003           |
|          | F6                   | 13                      | 0.05          | 0.000           | 3                                    | -0.01         | -0.003          | 10                                     | 0.04          | 0.004           |
|          | F8                   | 1                       | 0.01          | 0.000           | 0                                    | 0.00          | -               | 1                                      | 0.01          | 0.010           |
|          | F9                   | 1                       | 0.00          | 0.000           | 1                                    | 0.00          | -0.000          | 0                                      | 0.00          | -               |
|          | Inconnue             | 2                       | 0.01          | 0.000           | 0                                    | 0.00          | -               | 2                                      | 0.01          | 0.005           |
| 34       | Total                | 357                     | 0.54          | 0.001           | 190                                  | -0.32         | -0.009          | 167                                    | 0.22          | 0.005           |
|          | F1                   | 96                      | 0.13          | 0.000           | 44                                   | -0.06         | -0.001          | 52                                     | 0.07          | 0.001           |
|          | F2                   | 22                      | 0.04          | 0.000           | 8                                    | -0.02         | -0.002          | 14                                     | 0.02          | 0.001           |
|          | F3                   | 161                     | 0.26          | 0.001           | 94                                   | -0.17         | -0.002          | 67                                     | 0.09          | 0.001           |
|          | F4                   | 34                      | 0.05          | 0.000           | 17                                   | -0.03         | -0.002          | 17                                     | 0.02          | 0.001           |
|          | F5                   | 1                       | 0.00          | 0.000           | 0                                    | 0.00          | -               | 1                                      | 0.00          | 0.000           |
|          | F6                   | 37                      | 0.06          | 0.000           | 21                                   | -0.04         | -0.002          | 16                                     | 0.02          | 0.001           |
|          | F8                   | 1                       | 0.00          | 0.000           | 1                                    | 0.00          | -0.000          | 0                                      | 0.00          | -               |
|          | F9                   | 2                       | 0.00          | 0.000           | 2                                    | 0.00          | -0.000          | 0                                      | 0.00          | -               |
|          | Autres               | 2                       | 0.00          | 0.000           | 2                                    | 0.00          | -0.000          | 0                                      | 0.00          | -               |
|          | Inconnue             | 1                       | 0.00          | 0.000           | 1                                    | 0.00          | -0.000          | 0                                      | 0.00          | -               |
| 35       | Total                | 424                     | 0.63          | 0.001           | 167                                  | -0.21         | -0.006          | 257                                    | 0.42          | 0.008           |
|          | F0                   | 3                       | 0.00          | 0.000           | 2                                    | 0.00          | -0.000          | 1                                      | 0.00          | 0.000           |
|          | F1                   | 196                     | 0.30          | 0.001           | 55                                   | -0.06         | -0.001          | 141                                    | 0.24          | 0.002           |
|          | F2                   | 63                      | 0.11          | 0.000           | 30                                   | -0.05         | -0.002          | 33                                     | 0.06          | 0.002           |
|          | F3                   | 123                     | 0.18          | 0.000           | 65                                   | -0.09         | -0.001          | 58                                     | 0.09          | 0.002           |
|          | F4                   | 15                      | 0.02          | 0.000           | 6                                    | -0.01         | -0.002          | 9                                      | 0.01          | 0.001           |
|          | F5                   | 2                       | 0.00          | 0.000           | 1                                    | 0.00          | -0.000          | 1                                      | 0.00          | 0.000           |
|          | F6                   | 21                      | 0.02          | 0.000           | 7                                    | 0.00          | -0.000          | 14                                     | 0.02          | 0.001           |
|          | F8                   | 1                       | 0.00          | 0.000           | 1                                    | 0.00          | -0.000          | 0                                      | 0.00          | -               |
| 36       | Total                | 178                     | 0.52          | 0.003           | 112                                  | -0.37         | -0.027          | 66                                     | 0.15          | 0.019           |
|          | F0                   | 1                       | 0.00          | 0.000           | 0                                    | 0.00          | -               | 1                                      | 0.00          | 0.000           |
|          | F1                   | 54                      | 0.16          | 0.001           | 30                                   | -0.11         | -0.004          | 24                                     | 0.05          | 0.002           |
|          | F2                   | 21                      | 0.06          | 0.000           | 9                                    | -0.03         | -0.003          | 12                                     | 0.03          | 0.002           |
|          | F3                   | 67                      | 0.17          | 0.001           | 48                                   | -0.14         | -0.003          | 19                                     | 0.03          | 0.002           |
|          | F4                   | 28                      | 0.10          | 0.001           | 19                                   | -0.07         | -0.004          | 9                                      | 0.03          | 0.003           |
|          | F5                   | 1                       | 0.00          | 0.000           | 1                                    | 0.00          | -0.000          | 0                                      | 0.00          | -               |
|          | F6                   | 4                       | 0.02          | 0.000           | 3                                    | -0.01         | -0.003          | 1                                      | 0.01          | 0.010           |
|          | F9                   | 1                       | 0.01          | 0.000           | 1                                    | -0.01         | -0.010          | 0                                      | 0.00          | -               |
|          | Autres               | 1                       | 0.00          | 0.000           | 1                                    | 0.00          | -0.000          | 0                                      | 0.00          | -               |
| 37       | Total                | 501                     | 0.66          | 0.001           | 142                                  | -0.11         | -0.005          | 359                                    | 0.55          | 0.008           |
|          | F0                   | 2                       | 0.00          | 0.000           | 0                                    | 0.00          | -               | 2                                      | 0.00          | 0.000           |
|          | F1                   | 79                      | 0.10          | 0.000           | 11                                   | -0.01         | -0.001          | 68                                     | 0.09          | 0.001           |
|          | F2                   | 55                      | 0.08          | 0.000           | 13                                   | -0.01         | -0.001          | 42                                     | 0.07          | 0.002           |

| Clinique | Diagnostic principal | Cas avec écarts (total) |               |                 | Cas avec auto-évaluation plus élevée |               |                 | Cas avec évaluation externe supérieure |               |                 |
|----------|----------------------|-------------------------|---------------|-----------------|--------------------------------------|---------------|-----------------|--|---------------|-----------------|
|          |                      | N                       | Écart (total) | Écart (moyenne) | N                                    | Écart (total) | Écart (moyenne) | N                                      | Écart (total) | Écart (moyenne) |
|          |                      |                         |               |                 |                                      |               |                 |  |               |                 |
|          | F3                   | 248                     | 0.33          | 0.001           | 81                                   | -0.06         | -0.001          | 167                                    | 0.27          | 0.002           |
|          | F4                   | 78                      | 0.11          | 0.000           | 26                                   | -0.02         | -0.001          | 52                                     | 0.09          | 0.002           |
|          | F5                   | 1                       | 0.00          | 0.000           | 1                                    | 0.00          | -0.000          | 0                                      | 0.00          | -               |
|          | F6                   | 36                      | 0.04          | 0.000           | 9                                    | -0.01         | -0.001          | 27                                     | 0.03          | 0.001           |
|          | F7                   | 1                       | 0.00          | 0.000           | 0                                    | 0.00          | -               | 1                                      | 0.00          | 0.000           |
|          | F8                   | 1                       | 0.00          | 0.000           | 1                                    | 0.00          | -0.000          | 0                                      | 0.00          | -               |
| 39       | Total                | 863                     | 0.50          | 0.000           | 347                                  | -0.19         | -0.003          | 516                                    | 0.31          | 0.004           |
|          | F0                   | 3                       | 0.00          | 0.000           | 1                                    | 0.00          | -0.000          | 2                                      | 0.00          | 0.000           |
|          | F1                   | 269                     | 0.16          | 0.000           | 101                                  | -0.05         | -0.000          | 168                                    | 0.11          | 0.001           |
|          | F2                   | 92                      | 0.06          | 0.000           | 24                                   | -0.02         | -0.001          | 68                                     | 0.04          | 0.001           |
|          | F3                   | 260                     | 0.15          | 0.000           | 119                                  | -0.07         | -0.001          | 141                                    | 0.08          | 0.001           |
|          | F4                   | 109                     | 0.07          | 0.000           | 41                                   | -0.02         | -0.000          | 68                                     | 0.05          | 0.001           |
|          | F5                   | 5                       | 0.00          | 0.000           | 1                                    | 0.00          | -0.000          | 4                                      | 0.00          | 0.000           |
|          | F6                   | 117                     | 0.06          | 0.000           | 56                                   | -0.03         | -0.001          | 61                                     | 0.03          | 0.000           |
|          | F8                   | 1                       | 0.00          | 0.000           | 0                                    | 0.00          | -               | 1                                      | 0.00          | 0.000           |
|          | F9                   | 4                       | 0.00          | 0.000           | 2                                    | 0.00          | -0.000          | 2                                      | 0.00          | 0.000           |
|          | Autres               | 3                       | 0.00          | 0.000           | 2                                    | 0.00          | -0.000          | 1                                      | 0.00          | 0.000           |
| 40       | Total                | 671                     | 0.45          | 0.000           | 336                                  | -0.24         | -0.004          | 335                                    | 0.21          | 0.003           |
|          | F0                   | 1                       | 0.00          | 0.000           | 0                                    | 0.00          | -               | 1                                      | 0.00          | 0.000           |
|          | F1                   | 122                     | 0.10          | 0.000           | 55                                   | -0.05         | -0.001          | 67                                     | 0.05          | 0.001           |
|          | F2                   | 42                      | 0.02          | 0.000           | 20                                   | -0.01         | -0.000          | 22                                     | 0.01          | 0.000           |
|          | F3                   | 237                     | 0.15          | 0.000           | 149                                  | -0.10         | -0.001          | 88                                     | 0.05          | 0.001           |
|          | F4                   | 167                     | 0.12          | 0.000           | 59                                   | -0.04         | -0.001          | 108                                    | 0.08          | 0.001           |
|          | F5                   | 3                       | 0.00          | 0.000           | 0                                    | 0.00          | -               | 3                                      | 0.00          | 0.000           |
|          | F6                   | 91                      | 0.06          | 0.000           | 48                                   | -0.04         | -0.001          | 43                                     | 0.02          | 0.000           |
|          | F8                   | 4                       | 0.00          | 0.000           | 4                                    | 0.00          | -0.000          | 0                                      | 0.00          | -               |
|          | F9                   | 4                       | 0.00          | 0.000           | 1                                    | 0.00          | -0.000          | 3                                      | 0.00          | 0.000           |
| 42       | Total                | 360                     | 0.51          | 0.001           | 157                                  | -0.24         | -0.011          | 203                                    | 0.27          | 0.008           |
|          | F1                   | 64                      | 0.08          | 0.000           | 19                                   | -0.02         | -0.001          | 45                                     | 0.06          | 0.001           |
|          | F2                   | 18                      | 0.04          | 0.000           | 6                                    | -0.02         | -0.003          | 12                                     | 0.02          | 0.002           |
|          | F3                   | 149                     | 0.22          | 0.001           | 70                                   | -0.11         | -0.002          | 79                                     | 0.11          | 0.001           |
|          | F4                   | 65                      | 0.08          | 0.000           | 29                                   | -0.04         | -0.001          | 36                                     | 0.04          | 0.001           |
|          | F5                   | 3                       | 0.00          | 0.000           | 2                                    | 0.00          | -0.000          | 1                                      | 0.00          | 0.000           |
|          | F6                   | 46                      | 0.07          | 0.000           | 24                                   | -0.04         | -0.002          | 22                                     | 0.03          | 0.001           |
|          | F7                   | 2                       | 0.00          | 0.000           | 0                                    | 0.00          | -               | 2                                      | 0.00          | 0.000           |
|          | F8                   | 1                       | 0.00          | 0.000           | 1                                    | 0.00          | -0.000          | 0                                      | 0.00          | -               |
|          | F9                   | 12                      | 0.02          | 0.000           | 6                                    | -0.01         | -0.002          | 6                                      | 0.01          | 0.002           |
| 43       | Total                | 174                     | 0.58          | 0.004           | 83                                   | -0.29         | -0.029          | 91                                     | 0.29          | 0.030           |
|          | F0                   | 1                       | 0.00          | 0.000           | 0                                    | 0.00          | -               | 1                                      | 0.00          | 0.000           |
|          | F1                   | 31                      | 0.09          | 0.001           | 14                                   | -0.03         | -0.002          | 17                                     | 0.06          | 0.004           |
|          | F2                   | 18                      | 0.06          | 0.000           | 7                                    | -0.02         | -0.003          | 11                                     | 0.04          | 0.004           |
|          | F3                   | 27                      | 0.09          | 0.001           | 11                                   | -0.05         | -0.005          | 16                                     | 0.04          | 0.002           |
|          | F4                   | 34                      | 0.14          | 0.001           | 15                                   | -0.07         | -0.005          | 19                                     | 0.07          | 0.004           |
|          | F5                   | 25                      | 0.10          | 0.001           | 18                                   | -0.08         | -0.004          | 7                                      | 0.02          | 0.003           |
|          | F6                   | 31                      | 0.07          | 0.000           | 13                                   | -0.02         | -0.002          | 18                                     | 0.05          | 0.003           |
|          | F7                   | 3                       | 0.02          | 0.000           | 2                                    | -0.01         | -0.005          | 1                                      | 0.01          | 0.010           |
|          | F9                   | 1                       | 0.00          | 0.000           | 0                                    | 0.00          | -               | 1                                      | 0.00          | 0.000           |
|          | Autres               | 3                       | 0.01          | 0.000           | 3                                    | -0.01         | -0.003          | 0                                      | 0.00          | -               |
| 44       | Total                | 376                     | 0.52          | 0.000           | 214                                  | -0.34         | -0.010          | 162                                    | 0.18          | 0.010           |
|          | F0                   | 6                       | 0.01          | 0.000           | 4                                    | 0.00          | -0.000          | 2                                      | 0.01          | 0.005           |
|          | F1                   | 106                     | 0.14          | 0.000           | 46                                   | -0.07         | -0.002          | 60                                     | 0.07          | 0.001           |

| Clinique | Diagnostic principal | Cas avec écarts (total) |               |                 | Cas avec auto-évaluation plus élevée |               |                 | Cas avec évaluation externe supérieure |               |                 |
|----------|----------------------|-------------------------|---------------|-----------------|--------------------------------------|---------------|-----------------|--|---------------|-----------------|
|          |                      | N                       | Écart (total) | Écart (moyenne) | N                                    | Écart (total) | Écart (moyenne) | N                                      | Écart (total) | Écart (moyenne) |
|          |                      |                         |               |                 |                                      |               |                 |  |               |                 |
|          | F2                   | 52                      | 0.07          | 0.000           | 25                                   | -0.04         | -0.002          | 27                                     | 0.03          | 0.001           |
|          | F3                   | 62                      | 0.08          | 0.000           | 37                                   | -0.06         | -0.002          | 25                                     | 0.02          | 0.001           |
|          | F4                   | 93                      | 0.14          | 0.000           | 62                                   | -0.11         | -0.002          | 31                                     | 0.03          | 0.001           |
|          | F6                   | 54                      | 0.08          | 0.000           | 38                                   | -0.06         | -0.002          | 16                                     | 0.02          | 0.001           |
|          | F7                   | 1                       | 0.00          | 0.000           | 1                                    | 0.00          | -0.000          | 0                                      | 0.00          | -               |
|          | F8                   | 1                       | 0.00          | 0.000           | 1                                    | 0.00          | -0.000          | 0                                      | 0.00          | -               |
|          | F9                   | 1                       | 0.00          | 0.000           | 0                                    | 0.00          | -               | 1                                      | 0.00          | 0.000           |
| 46       | Total                | 86                      | 0.59          | 0.006           | 44                                   | -0.32         | -0.039          | 42                                     | 0.27          | 0.031           |
|          | F1                   | 56                      | 0.33          | 0.004           | 36                                   | -0.23         | -0.006          | 20                                     | 0.10          | 0.005           |
|          | F2                   | 4                       | 0.04          | 0.000           | 0                                    | 0.00          | -               | 4                                      | 0.04          | 0.010           |
|          | F3                   | 12                      | 0.10          | 0.001           | 3                                    | -0.04         | -0.013          | 9                                      | 0.06          | 0.007           |
|          | F4                   | 2                       | 0.01          | 0.000           | 1                                    | -0.01         | -0.010          | 1                                      | 0.00          | 0.000           |
|          | F6                   | 12                      | 0.11          | 0.001           | 4                                    | -0.04         | -0.010          | 8                                      | 0.07          | 0.009           |
| 48       | Total                | 9                       | 1.01          | 0.113           | 3                                    | -0.19         | -0.190          | 6                                      | 0.82          | 0.273           |
|          | F2                   | 1                       | 0.14          | 0.016           | 1                                    | -0.14         | -0.140          | 0                                      | 0.00          | -               |
|          | F3                   | 4                       | 0.41          | 0.046           | 1                                    | -0.01         | -0.010          | 3                                      | 0.40          | 0.133           |
|          | F4                   | 4                       | 0.46          | 0.051           | 1                                    | -0.04         | -0.040          | 3                                      | 0.42          | 0.140           |
| 49       | Total                | 364                     | 0.81          | 0.001           | 111                                  | -0.19         | -0.010          | 253                                    | 0.62          | 0.012           |
|          | F1                   | 20                      | 0.06          | 0.000           | 4                                    | -0.01         | -0.002          | 16                                     | 0.05          | 0.003           |
|          | F2                   | 60                      | 0.13          | 0.000           | 20                                   | -0.03         | -0.002          | 40                                     | 0.10          | 0.002           |
|          | F3                   | 191                     | 0.43          | 0.001           | 56                                   | -0.09         | -0.002          | 135                                    | 0.34          | 0.003           |
|          | F4                   | 37                      | 0.08          | 0.000           | 11                                   | -0.02         | -0.002          | 26                                     | 0.06          | 0.002           |
|          | F5                   | 1                       | 0.00          | 0.000           | 0                                    | 0.00          | -               | 1                                      | 0.00          | 0.000           |
|          | F6                   | 48                      | 0.11          | 0.000           | 19                                   | -0.04         | -0.002          | 29                                     | 0.07          | 0.002           |
|          | F7                   | 2                       | 0.00          | 0.000           | 0                                    | 0.00          | -               | 2                                      | 0.00          | 0.000           |
|          | F8                   | 5                       | 0.00          | 0.000           | 1                                    | 0.00          | -0.000          | 4                                      | 0.00          | 0.000           |
| 51       | Total                | 480                     | 0.55          | 0.001           | 166                                  | -0.16         | -0.005          | 314                                    | 0.39          | 0.009           |
|          | F0                   | 3                       | 0.01          | 0.000           | 0                                    | 0.00          | -               | 3                                      | 0.01          | 0.003           |
|          | F1                   | 124                     | 0.13          | 0.000           | 38                                   | -0.03         | -0.001          | 86                                     | 0.10          | 0.001           |
|          | F2                   | 44                      | 0.06          | 0.000           | 12                                   | -0.01         | -0.001          | 32                                     | 0.05          | 0.002           |
|          | F3                   | 225                     | 0.28          | 0.001           | 85                                   | -0.10         | -0.001          | 140                                    | 0.18          | 0.001           |
|          | F4                   | 48                      | 0.04          | 0.000           | 15                                   | -0.01         | -0.001          | 33                                     | 0.03          | 0.001           |
|          | F5                   | 1                       | 0.00          | 0.000           | 0                                    | 0.00          | -               | 1                                      | 0.00          | 0.000           |
|          | F6                   | 31                      | 0.03          | 0.000           | 15                                   | -0.01         | -0.001          | 16                                     | 0.02          | 0.001           |
|          | F7                   | 2                       | 0.00          | 0.000           | 1                                    | 0.00          | -0.000          | 1                                      | 0.00          | 0.000           |
|          | F8                   | 2                       | 0.00          | 0.000           | 0                                    | 0.00          | -               | 2                                      | 0.00          | 0.000           |
| 52       | Total                | 626                     | 0.56          | 0.000           | 182                                  | -0.11         | -0.003          | 444                                    | 0.45          | 0.007           |
|          | F0                   | 5                       | 0.01          | 0.000           | 0                                    | 0.00          | -               | 5                                      | 0.01          | 0.002           |
|          | F1                   | 140                     | 0.15          | 0.000           | 20                                   | -0.01         | -0.000          | 120                                    | 0.14          | 0.001           |
|          | F2                   | 44                      | 0.05          | 0.000           | 4                                    | 0.00          | -0.000          | 40                                     | 0.05          | 0.001           |
|          | F3                   | 262                     | 0.21          | 0.000           | 106                                  | -0.07         | -0.001          | 156                                    | 0.14          | 0.001           |
|          | F4                   | 94                      | 0.08          | 0.000           | 34                                   | -0.02         | -0.001          | 60                                     | 0.06          | 0.001           |
|          | F5                   | 3                       | 0.00          | 0.000           | 0                                    | 0.00          | -               | 3                                      | 0.00          | 0.000           |
|          | F6                   | 72                      | 0.06          | 0.000           | 18                                   | -0.01         | -0.001          | 54                                     | 0.05          | 0.001           |
|          | F8                   | 1                       | 0.00          | 0.000           | 0                                    | 0.00          | -               | 1                                      | 0.00          | 0.000           |
|          | F9                   | 4                       | 0.00          | 0.000           | 0                                    | 0.00          | -               | 4                                      | 0.00          | 0.000           |
|          | Autres               | 1                       | 0.00          | 0.000           | 0                                    | 0.00          | -               | 1                                      | 0.00          | 0.000           |
| 54       | Total                | 279                     | 0.55          | 0.002           | 85                                   | -0.13         | -0.004          | 194                                    | 0.42          | 0.020           |
|          | F0                   | 1                       | 0.00          | 0.000           | 0                                    | 0.00          | -               | 1                                      | 0.00          | 0.000           |
|          | F1                   | 13                      | 0.04          | 0.000           | 1                                    | 0.00          | -0.000          | 12                                     | 0.04          | 0.003           |
|          | F2                   | 5                       | 0.02          | 0.000           | 0                                    | 0.00          | -               | 5                                      | 0.02          | 0.004           |



| Clinique | Diagnostic principal | Cas avec écarts (total) |               |                 | Cas avec auto-évaluation plus élevée |               |                 | Cas avec évaluation externe supérieure |               |                 |
|----------|----------------------|-------------------------|---------------|-----------------|--------------------------------------|---------------|-----------------|--|---------------|-----------------|
|          |                      | N                       | Écart (total) | Écart (moyenne) | N                                    | Écart (total) | Écart (moyenne) | N                                      | Écart (total) | Écart (moyenne) |
|          |                      |                         |               |                 |                                      |               |                 |  |               |                 |
| 56       | F3                   | 101                     | 0.20          | 0.001           | 27                                   | -0.04         | -0.001          | 74                                     | 0.16          | 0.002           |
|          | F4                   | 83                      | 0.14          | 0.001           | 34                                   | -0.05         | -0.001          | 49                                     | 0.09          | 0.002           |
|          | F5                   | 4                       | 0.00          | 0.000           | 0                                    | 0.00          | -               | 4                                      | 0.00          | 0.000           |
|          | F6                   | 61                      | 0.13          | 0.000           | 20                                   | -0.04         | -0.002          | 41                                     | 0.09          | 0.002           |
|          | F8                   | 8                       | 0.01          | 0.000           | 2                                    | 0.00          | -0.000          | 6                                      | 0.01          | 0.002           |
|          | F9                   | 3                       | 0.01          | 0.000           | 1                                    | 0.00          | -0.000          | 2                                      | 0.01          | 0.005           |
|          | Total                | 1293                    | 0.52          | 0.000           | 446                                  | -0.16         | 0.000           | 847                                    | 0.36          | 0.001           |
|          | F0                   | 11                      | 0.00          | 0.000           | 4                                    | 0.00          | -0.000          | 7                                      | 0.00          | 0.000           |
|          | F1                   | 280                     | 0.11          | 0.000           | 86                                   | -0.03         | -0.000          | 194                                    | 0.08          | 0.000           |
|          | F2                   | 91                      | 0.05          | 0.000           | 26                                   | -0.01         | -0.000          | 65                                     | 0.04          | 0.001           |
| 58       | F3                   | 643                     | 0.27          | 0.000           | 237                                  | -0.09         | -0.000          | 406                                    | 0.18          | 0.000           |
|          | F4                   | 144                     | 0.06          | 0.000           | 47                                   | -0.02         | -0.000          | 97                                     | 0.04          | 0.000           |
|          | F5                   | 3                       | 0.00          | 0.000           | 2                                    | 0.00          | -0.000          | 1                                      | 0.00          | 0.000           |
|          | F6                   | 106                     | 0.03          | 0.000           | 38                                   | -0.01         | -0.000          | 68                                     | 0.02          | 0.000           |
|          | F7                   | 3                       | 0.00          | 0.000           | 0                                    | 0.00          | -               | 3                                      | 0.00          | 0.000           |
|          | F8                   | 7                       | 0.00          | 0.000           | 4                                    | 0.00          | -0.000          | 3                                      | 0.00          | 0.000           |
|          | F9                   | 5                       | 0.00          | 0.000           | 2                                    | 0.00          | -0.000          | 3                                      | 0.00          | 0.000           |
|          | Total                | 773                     | 0.47          | 0.000           | 282                                  | -0.16         | -0.003          | 491                                    | 0.31          | 0.005           |
|          | F0                   | 2                       | 0.00          | 0.000           | 0                                    | 0.00          | -               | 2                                      | 0.00          | 0.000           |
|          | F1                   | 20                      | 0.02          | 0.000           | 8                                    | -0.01         | -0.001          | 12                                     | 0.01          | 0.001           |
| 66       | F2                   | 39                      | 0.03          | 0.000           | 24                                   | -0.02         | -0.001          | 15                                     | 0.01          | 0.001           |
|          | F3                   | 545                     | 0.34          | 0.000           | 201                                  | -0.11         | -0.001          | 344                                    | 0.23          | 0.001           |
|          | F4                   | 139                     | 0.07          | 0.000           | 43                                   | -0.02         | -0.000          | 96                                     | 0.05          | 0.001           |
|          | F5                   | 5                       | 0.00          | 0.000           | 0                                    | 0.00          | -               | 5                                      | 0.00          | 0.000           |
|          | F6                   | 23                      | 0.01          | 0.000           | 6                                    | 0.00          | -0.000          | 17                                     | 0.01          | 0.001           |
|          | Total                | 64                      | 0.52          | 0.008           | 36                                   | -0.29         | -0.030          | 28                                     | 0.23          | 0.036           |
|          | F1                   | 24                      | 0.17          | 0.003           | 12                                   | -0.06         | -0.005          | 12                                     | 0.11          | 0.009           |
| 70       | F2                   | 2                       | 0.01          | 0.000           | 0                                    | 0.00          | -               | 2                                      | 0.01          | 0.005           |
|          | F3                   | 26                      | 0.25          | 0.004           | 14                                   | -0.17         | -0.012          | 12                                     | 0.08          | 0.007           |
|          | F4                   | 9                       | 0.07          | 0.001           | 7                                    | -0.04         | -0.006          | 2                                      | 0.03          | 0.015           |
|          | F6                   | 3                       | 0.02          | 0.000           | 3                                    | -0.02         | -0.007          | 0                                      | 0.00          | -               |
|          | Total                | 255                     | 0.59          | 0.002           | 77                                   | -0.14         | -0.007          | 178                                    | 0.45          | 0.013           |
| 71       | F1                   | 17                      | 0.04          | 0.000           | 4                                    | -0.01         | -0.002          | 13                                     | 0.03          | 0.002           |
|          | F2                   | 23                      | 0.05          | 0.000           | 8                                    | -0.01         | -0.001          | 15                                     | 0.04          | 0.003           |
|          | F3                   | 172                     | 0.40          | 0.002           | 58                                   | -0.11         | -0.002          | 114                                    | 0.29          | 0.003           |
|          | F4                   | 35                      | 0.08          | 0.000           | 6                                    | -0.01         | -0.002          | 29                                     | 0.07          | 0.002           |
|          | F6                   | 8                       | 0.02          | 0.000           | 1                                    | 0.00          | -0.000          | 7                                      | 0.02          | 0.003           |
|          | Total                | 133                     | 0.58          | 0.004           | 47                                   | -0.16         | -0.025          | 86                                     | 0.42          | 0.024           |
|          | F1                   | 32                      | 0.15          | 0.001           | 8                                    | -0.02         | -0.002          | 24                                     | 0.13          | 0.005           |
|          | F2                   | 17                      | 0.10          | 0.001           | 3                                    | -0.01         | -0.003          | 14                                     | 0.09          | 0.006           |
| 73       | F3                   | 44                      | 0.17          | 0.001           | 18                                   | -0.06         | -0.003          | 26                                     | 0.11          | 0.004           |
|          | F4                   | 25                      | 0.10          | 0.001           | 11                                   | -0.04         | -0.004          | 14                                     | 0.06          | 0.004           |
|          | F5                   | 1                       | 0.00          | 0.000           | 0                                    | 0.00          | -               | 1                                      | 0.00          | 0.000           |
|          | F6                   | 12                      | 0.05          | 0.000           | 6                                    | -0.02         | -0.003          | 6                                      | 0.03          | 0.005           |
|          | Autres               | 1                       | 0.01          | 0.000           | 1                                    | -0.01         | -0.010          | 0                                      | 0.00          | -               |
|          | Inconnue             | 1                       | 0.00          | 0.000           | 0                                    | 0.00          | -               | 1                                      | 0.00          | 0.000           |
|          | Total                | 54                      | 0.54          | 0.009           | 26                                   | -0.25         | -0.049          | 28                                     | 0.29          | 0.052           |
| 73       | F0                   | 1                       | 0.01          | 0.000           | 1                                    | -0.01         | -0.010          | 0                                      | 0.00          | -               |
|          | F1                   | 8                       | 0.08          | 0.001           | 4                                    | -0.04         | -0.010          | 4                                      | 0.04          | 0.010           |
|          | F2                   | 10                      | 0.11          | 0.002           | 4                                    | -0.04         | -0.010          | 6                                      | 0.07          | 0.012           |
|          | F3                   | 24                      | 0.23          | 0.004           | 9                                    | -0.08         | -0.009          | 15                                     | 0.15          | 0.010           |

| Clinique | Diagnostic principal | Cas avec écarts (total) |               |                 | Cas avec auto-évaluation plus élevée |               |                 | Cas avec évaluation externe supérieure |               |                 |
|----------|----------------------|-------------------------|---------------|-----------------|--------------------------------------|---------------|-----------------|--|---------------|-----------------|
|          |                      | N                       | Écart (total) | Écart (moyenne) | N                                    | Écart (total) | Écart (moyenne) | N                                      | Écart (total) | Écart (moyenne) |
| 74       | F4                   | 10                      | 0.10          | 0.002           | 8                                    | -0.08         | -0.010          | 2                                      | 0.02          | 0.010           |
|          | F7                   | 1                       | 0.01          | 0.000           | 0                                    | 0.00          | -               | 1                                      | 0.01          | 0.010           |
|          | Total                | 2                       | 0.39          | 0.195           | 1                                    | -0.17         | -0.170          | 1                                      | 0.22          | 0.220           |
| 82       | F3                   | 2                       | 0.39          | 0.195           | 1                                    | -0.17         | -0.170          | 1                                      | 0.22          | 0.220           |
|          | Total                | 160                     | 0.90          | 0.005           | 25                                   | -0.11         | -0.015          | 135                                    | 0.79          | 0.031           |
|          | F1                   | 37                      | 0.19          | 0.001           | 6                                    | -0.03         | -0.005          | 31                                     | 0.16          | 0.005           |
|          | F2                   | 41                      | 0.22          | 0.001           | 8                                    | -0.03         | -0.004          | 33                                     | 0.19          | 0.006           |
|          | F3                   | 53                      | 0.30          | 0.002           | 9                                    | -0.05         | -0.006          | 44                                     | 0.25          | 0.006           |
|          | F4                   | 18                      | 0.12          | 0.001           | 1                                    | 0.00          | -0.000          | 17                                     | 0.12          | 0.007           |
|          | F6                   | 11                      | 0.07          | 0.000           | 1                                    | 0.00          | -0.000          | 10                                     | 0.07          | 0.007           |
| 83       | Total                | 256                     | 0.58          | 0.002           | 43                                   | -0.04         | -0.002          | 213                                    | 0.54          | 0.013           |
|          | F0                   | 1                       | 0.00          | 0.000           | 0                                    | 0.00          | -               | 1                                      | 0.00          | 0.000           |
|          | F1                   | 11                      | 0.03          | 0.000           | 0                                    | 0.00          | -               | 11                                     | 0.03          | 0.003           |
|          | F2                   | 10                      | 0.03          | 0.000           | 1                                    | 0.00          | -0.000          | 9                                      | 0.03          | 0.003           |
|          | F3                   | 134                     | 0.32          | 0.001           | 23                                   | -0.03         | -0.001          | 111                                    | 0.29          | 0.003           |
|          | F4                   | 93                      | 0.19          | 0.001           | 16                                   | -0.01         | -0.001          | 77                                     | 0.18          | 0.002           |
|          | F6                   | 6                       | 0.01          | 0.000           | 2                                    | 0.00          | -0.000          | 4                                      | 0.01          | 0.002           |
|          | F8                   | 1                       | 0.00          | 0.000           | 1                                    | 0.00          | -0.000          | 0                                      | 0.00          | -               |
| 88       | Total                | 21                      | 0.65          | 0.030           | 12                                   | -0.41         | -0.145          | 9                                      | 0.24          | 0.068           |
|          | F1                   | 9                       | 0.26          | 0.012           | 3                                    | -0.09         | -0.030          | 6                                      | 0.17          | 0.028           |
|          | F2                   | 4                       | 0.21          | 0.010           | 2                                    | -0.15         | -0.075          | 2                                      | 0.06          | 0.030           |
|          | F3                   | 5                       | 0.15          | 0.007           | 5                                    | -0.15         | -0.030          | 0                                      | 0.00          | -               |
|          | F4                   | 3                       | 0.03          | 0.001           | 2                                    | -0.02         | -0.010          | 1                                      | 0.01          | 0.010           |
| 99       | Total                | 47                      | 0.57          | 0.012           | 22                                   | -0.32         | -0.053          | 25                                     | 0.25          | 0.038           |
|          | F1                   | 4                       | 0.03          | 0.001           | 2                                    | -0.02         | -0.010          | 2                                      | 0.01          | 0.005           |
|          | F3                   | 29                      | 0.34          | 0.007           | 13                                   | -0.17         | -0.013          | 16                                     | 0.17          | 0.011           |
|          | F4                   | 11                      | 0.18          | 0.004           | 6                                    | -0.12         | -0.020          | 5                                      | 0.06          | 0.012           |
|          | F6                   | 2                       | 0.01          | 0.000           | 1                                    | -0.01         | -0.010          | 1                                      | 0.00          | 0.000           |
|          | F7                   | 1                       | 0.01          | 0.000           | 0                                    | 0.00          | -               | 1                                      | 0.01          | 0.010           |
|          | 122                  | Total                   | 426           | 0.61            | 0.001                                | 218           | -0.30           | -0.007                                 | 208           | 0.31            |
| F0       |                      | 1                       | 0.00          | 0.000           | 0                                    | 0.00          | -               | 1                                      | 0.00          | 0.000           |
| F1       |                      | 45                      | 0.07          | 0.000           | 20                                   | -0.02         | -0.001          | 25                                     | 0.05          | 0.002           |
| F2       |                      | 42                      | 0.07          | 0.000           | 20                                   | -0.03         | -0.002          | 22                                     | 0.04          | 0.002           |
| F3       |                      | 223                     | 0.31          | 0.001           | 120                                  | -0.17         | -0.001          | 103                                    | 0.14          | 0.001           |
| F4       |                      | 66                      | 0.10          | 0.000           | 33                                   | -0.05         | -0.002          | 33                                     | 0.05          | 0.002           |
| F5       |                      | 1                       | 0.00          | 0.000           | 1                                    | 0.00          | -0.000          | 0                                      | 0.00          | -               |
| F6       |                      | 44                      | 0.06          | 0.000           | 22                                   | -0.03         | -0.001          | 22                                     | 0.03          | 0.001           |
| F7       |                      | 1                       | 0.00          | 0.000           | 0                                    | 0.00          | -               | 1                                      | 0.00          | 0.000           |
| F8       |                      | 1                       | 0.00          | 0.000           | 1                                    | 0.00          | -0.000          | 0                                      | 0.00          | -               |
| F9       |                      | 2                       | 0.00          | 0.000           | 1                                    | 0.00          | -0.000          | 1                                      | 0.00          | 0.000           |

Tableau 31: écarts entre l'autoévaluation et l'évaluation externe de l'importance des symptômes : valeur de comparaison BSCL au sein des centres de soins aigus et premier recours

Mesures limitatives de liberté : Proportion des cas concernés

| Clinique     | Nombre        | Cas concernés au moins par une MLL |             |
|--------------|---------------|------------------------------------|-------------|
|              |               | Nombre                             | Pourcentage |
| <b>Total</b> | <b>60,008</b> | <b>5,970</b>                       | <b>9.9%</b> |
| 03           | 3,639         | 376                                | 10.3%       |
| 06           | 841           | 77                                 | 9.2%        |
| 07           | 773           | 97                                 | 12.5%       |
| 08           | 2,565         | 392                                | 15.3%       |
| 12           | 1,274         | 10                                 | 0.8%        |
| 13           | 2,436         | 359                                | 14.7%       |
| 17           | 1,276         | 28                                 | 2.2%        |
| 18           | 309           | 0                                  | -           |
| 21           | 1,584         | 142                                | 9.0%        |
| 22           | 2,906         | 163                                | 5.6%        |
| 24           | 1,470         | 124                                | 8.4%        |
| 26           | 2,222         | 389                                | 17.5%       |
| 28           | 1,041         | 162                                | 15.6%       |
| 30           | 1,651         | 183                                | 11.1%       |
| 32           | 1,195         | 165                                | 13.8%       |
| 34           | 1,330         | 190                                | 14.3%       |
| 35           | 1,559         | 233                                | 14.9%       |
| 36           | 743           | 80                                 | 10.8%       |
| 37           | 1,940         | 345                                | 17.8%       |
| 39           | 2,029         | 234                                | 11.5%       |
| 40           | 1,343         | 56                                 | 4.2%        |
| 42           | 1,006         | 19                                 | 1.9%        |
| 43           | 2,049         | 163                                | 8.0%        |
| 44           | 462           | 8                                  | 1.7%        |
| 46           | 1,905         | 116                                | 6.1%        |
| 48           | 736           | 35                                 | 4.8%        |
| 49           | 1,201         | 62                                 | 5.2%        |
| 51           | 1,324         | 163                                | 12.3%       |
| 52           | 4,290         | 382                                | 8.9%        |
| 54           | 1,243         | 152                                | 12.2%       |
| 56           | 2,681         | 172                                | 6.4%        |
| 58           | 2,017         | 60                                 | 3.0%        |
| 66           | 542           | 13                                 | 2.4%        |
| 70           | 333           | 0                                  | -           |
| 71           | 867           | 142                                | 16.4%       |
| 73           | 990           | 109                                | 11.0%       |
| 74           | 893           | 175                                | 19.6%       |
| 82           | 1,534         | 337                                | 22.0%       |
| 83           | 510           | 0                                  | -           |
| 88           | 122           | 2                                  | 1.6%        |
| 99           | 283           | 0                                  | -           |

|          |        | Cas concernés au moins par une MLL |             |
|----------|--------|------------------------------------|-------------|
| Clinique | Nombre | Nombre                             | Pourcentage |
| 122      | 894    | 55                                 | 6.2%        |

Tableau 32: mesures limitatives de liberté : proportion des cas concernés au sein des centres de soins aigus et premier recours

**Remarque :**

Seules les cliniques ayant utilisé au moins une fois ces MLL sont visibles dans le tableau.

Mesures limitatives de liberté : Isolement sur indication psychiatrique (intensité)

| Clinique     | Intensité de l'isolement sur indication psychiatrique (fréquence*durée) |               |                                 |
|--------------|---|---------------|---------------------------------|
|              | Valide N  | Moyenne       | Écart type de la valeur moyenne |
| <b>Total</b> | <b>5,113</b>  | <b>96.841</b> | <b>4.587</b>                    |
| 03           | 308   | 144.37        | 29.191                          |
| 06           | 76  | 53.99         | 9.304                           |
| 07           | 95  | 103.26        | 11.993                          |
| 08           | 345   | 104.31        | 7.705                           |
| 12           | 9   | 34.32         | 8.480                           |
| 13           | 351   | 114.24        | 13.089                          |
| 17           | 27  | 119.76        | 36.189                          |
| 21           | 128   | 23.13         | 5.961                           |
| 22           | 157   | 30.36         | 3.609                           |
| 24           | 97  | 112.80        | 12.389                          |
| 26           | 354   | 275.34        | 50.766                          |
| 28           | 154   | 38.60         | 6.540                           |
| 30           | 182   | 93.47         | 12.047                          |
| 32           | 142   | 136.52        | 15.351                          |
| 34           | 180   | 61.68         | 9.019                           |
| 35           | 221   | 62.14         | 10.447                          |
| 36           | 71  | 113.94        | 17.195                          |
| 37           | 338   | 61.96         | 6.455                           |
| 39           | 229   | 75.40         | 8.608                           |
| 40           | 23  | 31.42         | 8.127                           |
| 44           | 5   | 70.85         | 42.637                          |
| 46           | 69  | 305.36        | 94.129                          |
| 48           | 16  | 210.11        | 34.153                          |
| 49           | 1   | 26.60         | -                               |
| 51           | 150   | 42.53         | 5.139                           |
| 52           | 328   | 39.21         | 3.910                           |
| 54           | 150   | 41.72         | 4.917                           |

| Clinique | Intensité de l'isolement sur indication psychiatrique (fréquence*durée) |         |                                 |
|----------|---|---------|---------------------------------|
|          | Valide N  | Moyenne | Écart type de la valeur moyenne |
| 56       | 114   | 80.24   | 14.006                          |
| 58       | 53  | 12.39   | 1.634                           |
| 71       | 141   | 71.67   | 7.227                           |
| 73       | 93  | 206.56  | 28.921                          |
| 74       | 125   | 146.86  | 15.548                          |
| 82       | 334   | 43.90   | 4.589                           |
| 122      | 47  | 92.72   | 16.836                          |

Tableau 33: mesures limitatives de liberté : isolement sur indication psychiatrique (intensité) au sein des centres de soins aigus et premier recours

**Remarque :**

Seules les cliniques ayant utilisé au moins une fois ces MLL sont visibles dans le tableau.

Mesures limitatives de liberté : Isolement sur indication infectiologique/somatique (intensité)

| Clinique     | Intensité de l'isolement sur indication infectiologique/somatique (fréquence*durée) |               |                                 |
|--------------|---|---------------|---------------------------------|
|              | Valide N  | Moyenne       | Écart type de la valeur moyenne |
| <b>Total</b> | <b>109</b>  | <b>81.934</b> | <b>10.434</b>                   |
| 03           | 34  | 70.72         | 9.439                           |
| 08           | 4   | 313.27        | 221.453                         |
| 28           | 1   | 101.72        | -                               |
| 32           | 1   | 4.75          | -                               |
| 36           | 3   | 64.32         | 15.783                          |
| 46           | 7   | 68.48         | 41.314                          |
| 51           | 3   | 59.08         | 30.983                          |
| 56           | 42  | 79.59         | 11.855                          |
| 74           | 7   | 111.80        | 17.217                          |
| 82           | 1   | 14.50         | -                               |
| 122          | 6   | 29.54         | 11.295                          |

Tableau 34: mesures limitatives de liberté : isolement sur indication infectiologique/somatique (intensité) au sein des centres de soins aigus et premier recours

**Remarque :**

Seules les cliniques ayant utilisé au moins une fois ces MLL sont visibles dans le tableau.

Mesures limitatives de liberté : Immobilisation (intensité)

| Clinique     | Intensité de l'immobilisation (fréquence*durée) |               |                                 |
|--------------|---|---------------|---------------------------------|
|              | Valide N  | Moyenne       | Écart type de la valeur moyenne |
| <b>Total</b> | <b>417</b>                                      | <b>32.424</b> | <b>5.252</b>                    |
| 03           | 10  | 48.92         | 42.159                          |
| 06           | 2   | 12.88         | 2.550                           |
| 07           | 2   | 0.12          | 0.075                           |
| 08           | 23  | 36.62         | 12.439                          |
| 13           | 103   | 38.37         | 12.117                          |
| 17           | 13  | 60.29         | 19.284                          |
| 21           | 3   | 27.69         | 15.293                          |
| 24           | 19  | 25.50         | 8.146                           |
| 26           | 14  | 140.82        | 115.724                         |
| 28           | 15  | 5.56          | 1.094                           |
| 30           | 11  | 18.27         | 4.601                           |
| 34           | 34  | 39.73         | 8.713                           |
| 35           | 36  | 31.68         | 7.534                           |
| 36           | 4   | 10.20         | 3.656                           |
| 37           | 5   | 15.26         | 8.059                           |
| 39           | 37  | 10.18         | 2.340                           |
| 40           | 18  | 18.27         | 2.910                           |
| 42           | 1   | 21.33         | -                               |
| 46           | 14  | 8.05          | 4.786                           |
| 49           | 2   | 22.25         | 0.533                           |
| 51           | 5   | 63.04         | 37.433                          |
| 52           | 11  | 6.36          | 1.984                           |
| 54           | 5   | 16.10         | 2.287                           |
| 56           | 3   | 18.03         | 5.914                           |
| 66           | 4   | 12.58         | 0.958                           |
| 71           | 2   | 16.42         | 4.917                           |
| 73           | 1   | 3.00          | -                               |
| 82           | 3   | 12.92         | 1.341                           |
| 122          | 17  | 27.44         | 10.209                          |

Tableau 35: mesures limitatives de liberté : immobilisation (intensité) au sein des centres de soins aigus et premier recours

**Remarque :**

Seules les cliniques ayant utilisé au moins une fois ces MLL sont visibles dans le tableau.

Mesures limitatives de liberté : Médication contre le gré (fréquence)

| Clinique     | Médication contre le gré (fréquence/cas) |              |                                 |
|--------------|--|--------------|---------------------------------|
|              | Valide N                                 | Moyenne      | Écart type de la valeur moyenne |
| <b>Total</b> | <b>2,191</b>                             | <b>5.913</b> | <b>0.478</b>                    |
| 03           | 145                                      | 1.53         | 0.088                           |
| 06           | 22                                       | 1.09         | 0.063                           |
| 07           | 25                                       | 1.36         | 0.128                           |
| 08           | 158                                      | 7.20         | 1.694                           |
| 12           | 2  | 1.00         | 0.000                           |
| 13           | 63                                       | 1.75         | 0.232                           |
| 17           | 19                                       | 1.26         | 0.129                           |
| 21           | 90                                       | 3.11         | 0.631                           |
| 22           | 95                                       | 1.55         | 0.165                           |
| 24           | 76                                       | 2.00         | 0.300                           |
| 26           | 62                                       | 55.89        | 9.369                           |
| 28           | 55                                       | 1.25         | 0.098                           |
| 30           | 12                                       | 1.25         | 0.179                           |
| 32           | 74                                       | 1.28         | 0.062                           |
| 34           | 51                                       | 1.65         | 0.118                           |
| 35           | 41                                       | 2.68         | 0.473                           |
| 36           | 21                                       | 1.48         | 0.245                           |
| 37           | 98                                       | 1.25         | 0.082                           |
| 39           | 87                                       | 2.22         | 1.011                           |
| 40           | 24                                       | 2.71         | 0.579                           |
| 42           | 19                                       | 3.42         | 1.055                           |
| 43           | 163                                      | 1.96         | 0.140                           |
| 46           | 14                                       | 1.79         | 0.395                           |
| 48           | 21                                       | 1.05         | 0.048                           |
| 49           | 62                                       | 1.50         | 0.143                           |
| 51           | 43                                       | 1.81         | 0.273                           |
| 52           | 205                                      | 23.95        | 3.179                           |
| 54           | 86                                       | 1.37         | 0.088                           |
| 56           | 72                                       | 5.44         | 0.637                           |
| 58           | 37                                       | 1.73         | 0.221                           |
| 66           | 10                                       | 1.40         | 0.221                           |
| 71           | 38                                       | 2.47         | 1.003                           |
| 73           | 8  | 2.25         | 0.620                           |
| 74           | 25                                       | 1.92         | 0.439                           |
| 82           | 134                                      | 1.77         | 0.286                           |
| 88           | 2  | 1.00         | 0.000                           |
| 122          | 32                                       | 2.28         | 0.502                           |

Tableau 36: mesures limitatives de liberté : médication contre le gré (fréquence) au sein des centres de soins aigus et premier recours

**Remarque :**

Seules les cliniques ayant utilisé au moins une fois ces MLL sont visibles dans le tableau.

Mesures limitatives de liberté : Limitations du mouvement (fréquence)

| Clinique     | Limitations du mouvement (fréquence/cas) |              |                                 |
|--------------|--|--------------|---------------------------------|
|              | Valide N                                 | Moyenne      | Écart type de la valeur moyenne |
| <b>Total</b> | <b>106</b>                               | <b>3.877</b> | <b>0.783</b>                    |
| 03           | 2  | 1.00         | 0.000                           |
| 07           | 5  | 1.40         | 0.400                           |
| 08           | 2  | 1.00         | 0.000                           |
| 13           | 20                                       | 2.65         | 1.113                           |
| 24           | 14                                       | 1.79         | 0.505                           |
| 26           | 21                                       | 3.81         | 1.559                           |
| 32           | 1  | 1.00         | -                               |
| 35           | 3  | 3.33         | 1.202                           |
| 36           | 5  | 2.00         | 0.548                           |
| 39           | 3  | 10.67        | 2.728                           |
| 44           | 5  | 15.20        | 7.889                           |
| 46           | 9  | 10.11        | 5.962                           |
| 52           | 1  | 1.00         | -                               |
| 73           | 1  | 1.00         | -                               |
| 74           | 5  | 1.00         | 0.000                           |
| 122          | 9  | 1.67         | 0.333                           |

Tableau 37: mesures limitatives de liberté : limitations du mouvement (fréquence) au sein des centres de soins aigus et premier recours

**Remarque :**

Seules les cliniques ayant utilisé au moins une fois ces MLL sont visibles dans le tableau.



Mesures limitatives de liberté : Maintien ferme (intensité)

| Clinique     | Intensité maintien ferme (fréquence*durée) |              |                                 |
|--------------|--|--------------|---------------------------------|
|              | Valide N                                   | Moyenne      | Écart type de la valeur moyenne |
| <b>Total</b> | <b>116</b>                                 | <b>1.827</b> | <b>0.508</b>                    |
| 03           | 3  | 0.11         | 0.028                           |
| 08           | 7  | 8.05         | 3.488                           |
| 21           | 21   | 0.34         | 0.068                           |
| 24           | 31   | 0.48         | 0.130                           |
| 28           | 15   | 0.13         | 0.023                           |
| 30           | 1  | 0.25         | -                               |
| 32           | 2  | 0.25         | 0.000                           |
| 34           | 1  | 0.50         | -                               |
| 46           | 19   | 6.17         | 2.481                           |
| 52           | 1  | 0.25         | -                               |
| 74           | 3  | 1.31         | 0.658                           |
| 122          | 12   | 0.71         | 0.130                           |

Tableau 38: mesures limitatives de liberté : maintien ferme (intensité) au sein des centres de soins aigus et premier recours

**Remarque :**

Seules les cliniques ayant utilisé au moins une fois ces MLL sont visibles dans le tableau.

### A3. Résultats des mesures (psychiatrie spécialisée)

Évaluation par des tiers de l'importance des symptômes : Valeur de comparaison HoNOS

| Clinique | Valide N | Paramètre de qualité |                                     | Valeur de comparaison |                | IC simple de la valeur de comparaison |                            | IC simultané de la valeur de comparaison |                            |
|----------|----------|----------------------|-------------------------------------|-----------------------|----------------|---------------------------------------|----------------------------|--|----------------------------|
|          |          | Moyenne              | Marge d'erreur de la valeur moyenne | Valeur de comparaison | Marge d'erreur | IC 95% (limite inférieure)            | IC 95% (limite supérieure) | IC 95% (limite inférieure)               | IC 95% (limite supérieure) |
| 01       | 736      | 4.899                | 0.258                               | -1.229                | 0.255          | -1.729                                | -0.729                     | -2.049                                   | -0.409                     |
| 02       | 723      | 7.086                | 0.187                               | 0.958                 | 0.183          | 0.600                                 | 1.317                      | 0.370                                    | 1.547                      |
| 05       | 300      | 0.205                | 0.591                               | -5.923                | 0.590          | -7.080                                | -4.766                     | -7.821                                   | -4.025                     |
| 10       | 67       | 5.426                | 0.840                               | -0.702                | 0.839          | -2.347                                | 0.943                      | -3.400                                   | 1.996                      |
| 14       | 113      | 5.486                | 0.568                               | -0.642                | 0.567          | -1.753                                | 0.469                      | -2.464                                   | 1.180                      |
| 15       | 174      | 9.426                | 0.381                               | 3.299                 | 0.379          | 2.556                                 | 4.041                      | 2.080                                    | 4.517                      |
| 19       | 468      | 4.367                | 0.918                               | -1.761                | 0.918          | -3.559                                | 0.038                      | -4.711                                   | 1.189                      |
| 23       | 510      | 5.203                | 0.220                               | -0.925                | 0.217          | -1.350                                | -0.501                     | -1.622                                   | -0.229                     |
| 25       | 174      | 12.817               | 0.511                               | 6.689                 | 0.510          | 5.689                                 | 7.689                      | 5.049                                    | 8.328                      |
| 27       | 135      | 6.408                | 0.442                               | 0.280                 | 0.440          | -0.583                                | 1.143                      | -1.136                                   | 1.695                      |
| 29       | 393      | 6.033                | 0.240                               | -0.095                | 0.237          | -0.560                                | 0.371                      | -0.858                                   | 0.669                      |
| 33       | 350      | 5.075                | 0.285                               | -1.052                | 0.283          | -1.607                                | -0.498                     | -1.962                                   | -0.143                     |
| 38       | 306      | 3.990                | 0.331                               | -2.137                | 0.329          | -2.781                                | -1.493                     | -3.194                                   | -1.081                     |
| 45       | 209      | 6.525                | 2.442                               | 0.398                 | 2.442          | -4.388                                | 5.183                      | -7.452                                   | 8.247                      |
| 47       | 135      | 4.800                | 0.622                               | -1.328                | 0.620          | -2.544                                | -0.112                     | -3.323                                   | 0.667                      |
| 50       | 570      | 6.105                | 0.211                               | -0.023                | 0.208          | -0.431                                | 0.385                      | -0.692                                   | 0.646                      |
| 57       | 645      | 5.612                | 0.231                               | -0.516                | 0.228          | -0.962                                | -0.069                     | -1.248                                   | 0.216                      |
| 59       | 375      | 6.215                | 0.384                               | 0.088                 | 0.382          | -0.661                                | 0.836                      | -1.140                                   | 1.315                      |
| 60       | 332      | 5.575                | 0.255                               | -0.553                | 0.252          | -1.048                                | -0.058                     | -1.365                                   | 0.259                      |
| 61       | 557      | 5.010                | 0.208                               | -1.118                | 0.204          | -1.519                                | -0.718                     | -1.776                                   | -0.461                     |
| 62       | 71       | 9.188                | 0.712                               | 3.060                 | 0.711          | 1.666                                 | 4.453                      | 0.774                                    | 5.345                      |
| 63       | 680      | 8.342                | 0.212                               | 2.215                 | 0.209          | 1.805                                 | 2.624                      | 1.542                                    | 2.887                      |
| 65       | 204      | 7.688                | 0.354                               | 1.560                 | 0.352          | 0.871                                 | 2.250                      | 0.430                                    | 2.691                      |
| 67       | 8        | 7.996                | 1.658                               | 1.869                 | 1.657          | -                                     | -                          | -  | -                          |
| 69       | 786      | 5.772                | 0.224                               | -0.356                | 0.221          | -0.789                                | 0.078                      | -1.066                                   | 0.355                      |
| 72       | 126      | 6.856                | 1.389                               | 0.728                 | 1.389          | -1.995                                | 3.450                      | -3.738                                   | 5.194                      |
| 75       | 311      | 6.824                | 0.324                               | 0.696                 | 0.322          | 0.066                                 | 1.327                      | -0.338                                   | 1.730                      |
| 76       | 425      | 7.439                | 0.312                               | 1.311                 | 0.309          | 0.705                                 | 1.918                      | 0.316                                    | 2.306                      |
| 77       | 158      | 9.307                | 0.430                               | 3.179                 | 0.428          | 2.340                                 | 4.019                      | 1.803                                    | 4.556                      |
| 79       | 361      | 5.223                | 0.362                               | -0.905                | 0.360          | -1.611                                | -0.198                     | -2.063                                   | 0.254                      |
| 85       | 37       | 6.681                | 0.846                               | 0.553                 | 0.845          | -1.102                                | 2.209                      | -2.162                                   | 3.269                      |
| 86       | 218      | 5.025                | 0.341                               | -1.103                | 0.339          | -1.768                                | -0.438                     | -2.194                                   | -0.012                     |
| 87       | 187      | 8.158                | 0.370                               | 2.030                 | 0.368          | 1.309                                 | 2.751                      | 0.847                                    | 3.213                      |
| 92       | 112      | 7.070                | 0.506                               | 0.942                 | 0.505          | -0.047                                | 1.932                      | -0.681                                   | 2.565                      |
| 93       | 374      | 10.386               | 0.259                               | 4.258                 | 0.256          | 3.757                                 | 4.760                      | 3.436                                    | 5.081                      |
| 94       | 141      | 5.980                | 0.470                               | -0.148                | 0.469          | -1.066                                | 0.771                      | -1.654                                   | 1.359                      |
| 95       | 194      | 5.649                | 0.354                               | -0.478                | 0.352          | -1.168                                | 0.211                      | -1.609                                   | 0.652                      |

| Clinique | Valide N | Paramètre de qualité |                                     | Valeur de comparaison |                | IC simple de la valeur de comparaison |                            | IC simultané de la valeur de comparaison |                            |
|----------|----------|----------------------|-------------------------------------|-----------------------|----------------|---------------------------------------|----------------------------|--|----------------------------|
|          |          | Moyenne              | Marge d'erreur de la valeur moyenne | Valeur de comparaison | Marge d'erreur | IC 95% (limite inférieure)            | IC 95% (limite supérieure) | IC 95% (limite inférieure)               | IC 95% (limite supérieure) |
| 96       | 196      | 4.394                | 0.338                               | -1.734                | 0.336          | -2.392                                | -1.076                     | -2.813                                   | -0.655                     |
| 97       | 423      | 6.784                | 0.241                               | 0.657                 | 0.238          | 0.190                                 | 1.123                      | -0.109                                   | 1.422                      |
| 98       | 262      | 3.852                | 0.883                               | -2.276                | 0.882          | -4.005                                | -0.546                     | -5.112                                   | 0.561                      |

Tableau 39: évaluation par des tiers de l'importance des symptômes : valeur de comparaison HoNOS au sein de la psychiatrie spécialisée

**Remarque :**

Pour les cliniques avec n valable < 30, aucun intervalle de confiance n'a été calculé.

Autoévaluation de l'importance des symptômes : Valeur de comparaison BSCL

| Clinique | Valide N | Paramètre de qualité |                                     | Valeur de comparaison |                | IC simple de la valeur de comparaison |                            | IC simultané de la valeur de comparaison |                            |
|----------|----------|----------------------|-------------------------------------|-----------------------|----------------|---------------------------------------|----------------------------|--|----------------------------|
|          |          | Moyenne              | Marge d'erreur de la valeur moyenne | Valeur de comparaison | Marge d'erreur | IC 95% (limite inférieure)            | IC 95% (limite supérieure) | IC 95% (limite inférieure)               | IC 95% (limite supérieure) |
| 01       | 596      | 27.772               | 1.315                               | -0.656                | 1.286          | -3.177                                | 1.865                      | -4.770                                   | 3.458                      |
| 02       | 537      | 20.713               | 1.171                               | -7.715                | 1.138          | -9.946                                | -5.483                     | -11.357                                  | -4.073                     |
| 05       | 192      | 22.741               | 3.159                               | -5.687                | 3.147          | -11.856                               | 0.482                      | -15.755                                  | 4.381                      |
| 10       | 46       | 36.640               | 4.307                               | 8.211                 | 4.298          | -0.214                                | 16.637                     | -5.538                                   | 21.961                     |
| 14       | 83       | 31.346               | 3.337                               | 2.918                 | 3.326          | -3.601                                | 9.437                      | -7.720                                   | 13.556                     |
| 15       | 114      | 31.787               | 2.519                               | 3.359                 | 2.504          | -1.550                                | 8.267                      | -4.652                                   | 11.369                     |
| 19       | 377      | 28.739               | 2.976                               | 0.310                 | 2.963          | -5.498                                | 6.119                      | -9.168                                   | 9.789                      |
| 23       | 333      | 25.507               | 1.478                               | -2.922                | 1.452          | -5.768                                | -0.075                     | -7.566                                   | 1.723                      |
| 25       | 179      | 40.348               | 2.329                               | 11.919                | 2.312          | 7.386                                 | 16.452                     | 4.522                                    | 19.317                     |
| 27       | 57       | 31.412               | 3.538                               | 2.983                 | 3.528          | -3.932                                | 9.898                      | -8.302                                   | 14.268                     |
| 29       | 380      | 27.977               | 1.379                               | -0.452                | 1.351          | -3.100                                | 2.196                      | -4.773                                   | 3.870                      |
| 33       | 205      | 27.494               | 1.911                               | -0.934                | 1.891          | -4.641                                | 2.772                      | -6.983                                   | 5.114                      |
| 38       | 196      | 30.029               | 2.059                               | 1.601                 | 2.040          | -2.399                                | 5.600                      | -4.927                                   | 8.128                      |
| 45       | 170      | 20.766               | 4.067                               | -7.662                | 4.058          | -15.616                               | 0.292                      | -20.642                                  | 5.318                      |
| 47       | 0        | -                    | -                                   | -                     | -              | -                                     | -                          | -  | -                          |
| 50       | 352      | 29.566               | 1.447                               | 1.137                 | 1.421          | -1.648                                | 3.923                      | -3.409                                   | 5.683                      |
| 57       | 509      | 27.867               | 1.357                               | -0.561                | 1.329          | -3.166                                | 2.044                      | -4.813                                   | 3.691                      |
| 59       | 131      | 37.823               | 2.459                               | 9.394                 | 2.444          | 4.604                                 | 14.185                     | 1.576                                    | 17.212                     |
| 60       | 131      | 26.088               | 2.273                               | -2.340                | 2.257          | -6.763                                | 2.084                      | -9.559                                   | 4.879                      |

| Clinique | Valide N | Paramètre de qualité |                                     | Valeur de comparaison |                | IC simple de la valeur de comparaison |                            | IC simultané de la valeur de comparaison |                            |
|----------|----------|----------------------|-------------------------------------|-----------------------|----------------|---------------------------------------|----------------------------|--|----------------------------|
|          |          | Moyenne              | Marge d'erreur de la valeur moyenne | Valeur de comparaison | Marge d'erreur | IC 95% (limite inférieure)            | IC 95% (limite supérieure) | IC 95% (limite inférieure)               | IC 95% (limite supérieure) |
| 61       | 489      | 31.676               | 1.239                               | 3.248                 | 1.208          | 0.879                                 | 5.616                      | -0.618                                   | 7.113                      |
| 62       | 48       | 24.193               | 4.094                               | -4.236                | 4.084          | -12.242                               | 3.771                      | -17.302                                  | 8.830                      |
| 63       | 456      | 34.245               | 1.329                               | 5.817                 | 1.300          | 3.268                                 | 8.366                      | 1.658                                    | 9.977                      |
| 65       | 97       | 28.739               | 2.706                               | 0.311                 | 2.692          | -4.965                                | 5.587                      | -8.299                                   | 8.921                      |
| 67       | 8        | 23.326               | 9.253                               | -5.102                | 9.249          | -                                     | -                          | -  | -                          |
| 69       | 651      | 27.625               | 1.190                               | -0.803                | 1.158          | -3.072                                | 1.466                      | -4.506                                   | 2.900                      |
| 72       | 28       | 33.211               | 5.247                               | 4.783                 | 5.240          | -                                     | -                          | -  | -                          |
| 75       | 185      | 26.901               | 2.186                               | -1.527                | 2.169          | -5.779                                | 2.724                      | -8.465                                   | 5.411                      |
| 76       | 286      | 28.154               | 1.789                               | -0.274                | 1.767          | -3.739                                | 3.191                      | -5.928                                   | 5.380                      |
| 77       | 56       | 37.417               | 3.543                               | 8.989                 | 3.533          | 2.064                                 | 15.914                     | -2.312                                   | 20.290                     |
| 79       | 135      | 22.451               | 2.654                               | -5.978                | 2.640          | -11.152                               | -0.803                     | -14.422                                  | 2.467                      |
| 85       | 6        | 38.704               | 10.600                              | 10.275                | 10.596         | -                                     | -                          | -  | -                          |
| 86       | 195      | 23.654               | 2.006                               | -4.774                | 1.987          | -8.670                                | -0.879                     | -11.131                                  | 1.583                      |
| 87       | 55       | 31.594               | 3.534                               | 3.166                 | 3.523          | -3.741                                | 10.072                     | -8.105                                   | 14.436                     |
| 92       | 55       | 33.445               | 3.628                               | 5.016                 | 3.618          | -2.075                                | 12.108                     | -6.557                                   | 16.590                     |
| 93       | 196      | 29.310               | 1.898                               | 0.881                 | 1.878          | -2.800                                | 4.563                      | -5.126                                   | 6.889                      |
| 94       | 111      | 34.339               | 2.581                               | 5.911                 | 2.567          | 0.880                                 | 10.942                     | -2.299                                   | 14.122                     |
| 95       | 120      | 31.443               | 2.444                               | 3.014                 | 2.429          | -1.746                                | 7.775                      | -4.755                                   | 10.784                     |
| 96       | 165      | 31.310               | 2.067                               | 2.882                 | 2.048          | -1.134                                | 6.897                      | -3.671                                   | 9.435                      |
| 97       | 389      | 28.791               | 1.403                               | 0.363                 | 1.375          | -2.333                                | 3.059                      | -4.037                                   | 4.763                      |
| 98       | 210      | 24.271               | 4.194                               | -4.157                | 4.185          | -12.360                               | 4.046                      | -17.544                                  | 9.230                      |

Tableau 40: autoévaluation de l'importance des symptômes : valeur de comparaison BSCL au sein de la psychiatrie spécialisée

**Remarque :**

Pour les cliniques avec n valable < 30, aucun intervalle de confiance n'a été calculé.

Comparaison entre l'auto-évaluation et l'évaluation externe

| Clinique | Diagnostic principal | Cas avec écarts (total) |               |                 | Cas avec auto-évaluation plus élevée |               |                 | Cas avec évaluation externe supérieure |               |                 |
|----------|----------------------|-------------------------|---------------|-----------------|--------------------------------------|---------------|-----------------|--|---------------|-----------------|
|          |                      | N                       | Écart (total) | Écart (moyenne) | N                                    | Écart (total) | Écart (moyenne) | N                                      | Écart (total) | Écart (moyenne) |
| 01       | Total                | 595                     | 0.43          | 0.000           | 325                                  | -0.24         | -0.004          | 270                                    | 0.19          | 0.003           |

| Clinique | Diagnostic principal | Cas avec écarts (total) |               |                 | Cas avec auto-évaluation plus élevée |               |                 | Cas avec évaluation externe supérieure |               |                 |
|----------|----------------------|-------------------------|---------------|-----------------|--------------------------------------|---------------|-----------------|--|---------------|-----------------|
|          |                      | N                       | Écart (total) | Écart (moyenne) | N                                    | Écart (total) | Écart (moyenne) | N                                      | Écart (total) | Écart (moyenne) |
|          | F0                   | 1                       | 0.00          | 0.000           | 0                                    | 0.00          | -               | 1                                      | 0.00          | 0.000           |
|          | F1                   | 1                       | 0.00          | 0.000           | 0                                    | 0.00          | -               | 1                                      | 0.00          | 0.000           |
|          | F2                   | 4                       | 0.00          | 0.000           | 4                                    | 0.00          | -0.000          | 0                                      | 0.00          | -               |
|          | F3                   | 368                     | 0.27          | 0.000           | 208                                  | -0.16         | -0.001          | 160                                    | 0.11          | 0.001           |
|          | F4                   | 121                     | 0.09          | 0.000           | 60                                   | -0.04         | -0.001          | 61                                     | 0.05          | 0.001           |
|          | F5                   | 15                      | 0.01          | 0.000           | 8                                    | -0.01         | -0.001          | 7                                      | 0.00          | 0.000           |
|          | F6                   | 75                      | 0.06          | 0.000           | 39                                   | -0.03         | -0.001          | 36                                     | 0.03          | 0.001           |
|          | F8                   | 4                       | 0.00          | 0.000           | 2                                    | 0.00          | -0.000          | 2                                      | 0.00          | 0.000           |
|          | F9                   | 5                       | 0.00          | 0.000           | 3                                    | 0.00          | -0.000          | 2                                      | 0.00          | 0.000           |
|          | Autres               | 1                       | 0.00          | 0.000           | 1                                    | 0.00          | -0.000          | 0                                      | 0.00          | -               |
| 02       | Total                | 529                     | 0.51          | 0.001           | 175                                  | -0.14         | -0.004          | 354                                    | 0.37          | 0.004           |
|          | F2                   | 2                       | 0.00          | 0.000           | 0                                    | 0.00          | -               | 2                                      | 0.00          | 0.000           |
|          | F3                   | 311                     | 0.31          | 0.001           | 103                                  | -0.09         | -0.001          | 208                                    | 0.22          | 0.001           |
|          | F4                   | 129                     | 0.12          | 0.000           | 44                                   | -0.03         | -0.001          | 85                                     | 0.09          | 0.001           |
|          | F5                   | 49                      | 0.04          | 0.000           | 16                                   | -0.01         | -0.001          | 33                                     | 0.03          | 0.001           |
|          | F6                   | 35                      | 0.04          | 0.000           | 12                                   | -0.01         | -0.001          | 23                                     | 0.03          | 0.001           |
|          | F8                   | 1                       | 0.00          | 0.000           | 0                                    | 0.00          | -               | 1                                      | 0.00          | 0.000           |
|          | F9                   | 2                       | 0.00          | 0.000           | 0                                    | 0.00          | -               | 2                                      | 0.00          | 0.000           |
| 05       | Total                | 188                     | 0.57          | 0.003           | 68                                   | -0.16         | -0.004          | 120                                    | 0.41          | 0.010           |
|          | F1                   | 135                     | 0.39          | 0.002           | 53                                   | -0.13         | -0.002          | 82                                     | 0.26          | 0.003           |
|          | F4                   | 50                      | 0.17          | 0.001           | 15                                   | -0.03         | -0.002          | 35                                     | 0.14          | 0.004           |
|          | F6                   | 3                       | 0.01          | 0.000           | 0                                    | 0.00          | -               | 3                                      | 0.01          | 0.003           |
| 10       | Total                | 46                      | 0.51          | 0.011           | 18                                   | -0.14         | -0.008          | 28                                     | 0.37          | 0.013           |
|          | F2                   | 46                      | 0.51          | 0.011           | 18                                   | -0.14         | -0.008          | 28                                     | 0.37          | 0.013           |
| 14       | Total                | 83                      | 0.49          | 0.006           | 50                                   | -0.31         | -0.011          | 33                                     | 0.18          | 0.010           |
|          | F1                   | 16                      | 0.07          | 0.001           | 9                                    | -0.04         | -0.004          | 7                                      | 0.03          | 0.004           |
|          | F5                   | 67                      | 0.42          | 0.005           | 41                                   | -0.27         | -0.007          | 26                                     | 0.15          | 0.006           |
| 15       | Total                | 113                     | 0.41          | 0.004           | 57                                   | -0.22         | -0.021          | 56                                     | 0.19          | 0.011           |
|          | F1                   | 20                      | 0.06          | 0.001           | 5                                    | -0.02         | -0.004          | 15                                     | 0.04          | 0.003           |
|          | F2                   | 7                       | 0.03          | 0.000           | 7                                    | -0.03         | -0.004          | 0                                      | 0.00          | -               |
|          | F3                   | 49                      | 0.18          | 0.002           | 25                                   | -0.09         | -0.004          | 24                                     | 0.09          | 0.004           |
|          | F4                   | 34                      | 0.13          | 0.001           | 18                                   | -0.07         | -0.004          | 16                                     | 0.06          | 0.004           |
|          | F6                   | 3                       | 0.01          | 0.000           | 2                                    | -0.01         | -0.005          | 1                                      | 0.00          | 0.000           |
| 19       | Total                | 372                     | 0.51          | 0.001           | 180                                  | -0.23         | -0.003          | 192                                    | 0.28          | 0.003           |
|          | F3                   | 351                     | 0.48          | 0.001           | 167                                  | -0.21         | -0.001          | 184                                    | 0.27          | 0.001           |
|          | F4                   | 2                       | 0.00          | 0.000           | 0                                    | 0.00          | -               | 2                                      | 0.00          | 0.000           |
|          | F6                   | 19                      | 0.03          | 0.000           | 13                                   | -0.02         | -0.002          | 6                                      | 0.01          | 0.002           |
| 23       | Total                | 333                     | 0.45          | 0.001           | 158                                  | -0.24         | -0.007          | 175                                    | 0.21          | 0.007           |
|          | F0                   | 5                       | 0.01          | 0.000           | 1                                    | 0.00          | -0.000          | 4                                      | 0.01          | 0.002           |
|          | F1                   | 29                      | 0.03          | 0.000           | 10                                   | -0.01         | -0.001          | 19                                     | 0.02          | 0.001           |
|          | F2                   | 23                      | 0.03          | 0.000           | 11                                   | -0.02         | -0.002          | 12                                     | 0.01          | 0.001           |
|          | F3                   | 216                     | 0.30          | 0.001           | 107                                  | -0.16         | -0.001          | 109                                    | 0.14          | 0.001           |
|          | F4                   | 41                      | 0.06          | 0.000           | 21                                   | -0.04         | -0.002          | 20                                     | 0.02          | 0.001           |
|          | F5                   | 3                       | 0.00          | 0.000           | 0                                    | 0.00          | -               | 3                                      | 0.00          | 0.000           |
|          | F6                   | 16                      | 0.02          | 0.000           | 8                                    | -0.01         | -0.001          | 8                                      | 0.01          | 0.001           |
| 25       | Total                | 160                     | 0.92          | 0.004           | 22                                   | -0.08         | -0.012          | 138                                    | 0.84          | 0.056           |
|          | F1                   | 54                      | 0.36          | 0.002           | 3                                    | -0.01         | -0.003          | 51                                     | 0.35          | 0.007           |
|          | F2                   | 1                       | 0.02          | 0.000           | 0                                    | 0.00          | -               | 1                                      | 0.02          | 0.020           |
|          | F3                   | 8                       | 0.04          | 0.000           | 2                                    | -0.01         | -0.005          | 6                                      | 0.03          | 0.005           |
|          | F4                   | 7                       | 0.03          | 0.000           | 0                                    | 0.00          | -               | 7                                      | 0.03          | 0.004           |
|          | F5                   | 23                      | 0.08          | 0.000           | 2                                    | 0.00          | -0.000          | 21                                     | 0.08          | 0.004           |

| Clinique | Diagnostic principal | Cas avec écarts (total) |               |                 | Cas avec auto-évaluation plus élevée |               |                 | Cas avec évaluation externe supérieure |               |                 |
|----------|----------------------|-------------------------|---------------|-----------------|--------------------------------------|---------------|-----------------|--|---------------|-----------------|
|          |                      | N                       | Écart (total) | Écart (moyenne) | N                                    | Écart (total) | Écart (moyenne) | N                                      | Écart (total) | Écart (moyenne) |
|          |                      |                         |               |                 |                                      |               |                 |  |               |                 |
|          | F6                   | 65                      | 0.38          | 0.002           | 15                                   | -0.06         | -0.004          | 50                                     | 0.32          | 0.006           |
|          | F8                   | 1                       | 0.00          | 0.000           | 0                                    | 0.00          | -               | 1                                      | 0.00          | 0.000           |
|          | F9                   | 1                       | 0.01          | 0.000           | 0                                    | 0.00          | -               | 1                                      | 0.01          | 0.010           |
| 27       | Total                | 57                      | 0.52          | 0.009           | 20                                   | -0.18         | -0.028          | 37                                     | 0.34          | 0.055           |
|          | F1                   | 17                      | 0.18          | 0.003           | 9                                    | -0.10         | -0.011          | 8                                      | 0.08          | 0.010           |
|          | F2                   | 2                       | 0.01          | 0.000           | 1                                    | 0.00          | -0.000          | 1                                      | 0.01          | 0.010           |
|          | F3                   | 27                      | 0.20          | 0.004           | 8                                    | -0.06         | -0.007          | 19                                     | 0.14          | 0.007           |
|          | F4                   | 8                       | 0.07          | 0.001           | 2                                    | -0.02         | -0.010          | 6                                      | 0.05          | 0.008           |
|          | F6                   | 3                       | 0.06          | 0.001           | 0                                    | 0.00          | -               | 3                                      | 0.06          | 0.020           |
| 29       | Total                | 380                     | 0.36          | 0.001           | 200                                  | -0.21         | -0.002          | 180                                    | 0.15          | 0.002           |
|          | F3                   | 344                     | 0.33          | 0.001           | 182                                  | -0.19         | -0.001          | 162                                    | 0.14          | 0.001           |
|          | F4                   | 35                      | 0.03          | 0.000           | 18                                   | -0.02         | -0.001          | 17                                     | 0.01          | 0.001           |
|          | Autres               | 1                       | 0.00          | 0.000           | 0                                    | 0.00          | -               | 1                                      | 0.00          | 0.000           |
| 33       | Total                | 206                     | 0.56          | 0.001           | 86                                   | -0.22         | -0.015          | 120                                    | 0.34          | 0.031           |
|          | F0                   | 5                       | 0.02          | 0.000           | 3                                    | -0.01         | -0.003          | 2                                      | 0.01          | 0.005           |
|          | F1                   | 35                      | 0.08          | 0.000           | 10                                   | -0.02         | -0.002          | 25                                     | 0.06          | 0.002           |
|          | F2                   | 27                      | 0.09          | 0.000           | 10                                   | -0.03         | -0.003          | 17                                     | 0.06          | 0.004           |
|          | F3                   | 89                      | 0.24          | 0.001           | 39                                   | -0.11         | -0.003          | 50                                     | 0.13          | 0.003           |
|          | F4                   | 32                      | 0.08          | 0.000           | 17                                   | -0.04         | -0.002          | 15                                     | 0.04          | 0.003           |
|          | F5                   | 1                       | 0.00          | 0.000           | 0                                    | 0.00          | -               | 1                                      | 0.00          | 0.000           |
|          | F6                   | 13                      | 0.04          | 0.000           | 5                                    | -0.01         | -0.002          | 8                                      | 0.03          | 0.004           |
|          | F8                   | 1                       | 0.01          | 0.000           | 0                                    | 0.00          | -               | 1                                      | 0.01          | 0.010           |
|          | Autres               | 2                       | 0.00          | 0.000           | 1                                    | 0.00          | -0.000          | 1                                      | 0.00          | 0.000           |
|          | Inconnue             | 1                       | 0.00          | 0.000           | 1                                    | 0.00          | -0.000          | 0                                      | 0.00          | -               |
| 38       | Total                | 196                     | 0.42          | 0.002           | 107                                  | -0.24         | -0.006          | 89                                     | 0.18          | 0.007           |
|          | F3                   | 109                     | 0.23          | 0.001           | 54                                   | -0.12         | -0.002          | 55                                     | 0.11          | 0.002           |
|          | F4                   | 19                      | 0.05          | 0.000           | 12                                   | -0.03         | -0.002          | 7                                      | 0.02          | 0.003           |
|          | F5                   | 68                      | 0.14          | 0.001           | 41                                   | -0.09         | -0.002          | 27                                     | 0.05          | 0.002           |
| 45       | Total                | 170                     | 0.46          | 0.002           | 66                                   | -0.22         | -0.017          | 104                                    | 0.24          | 0.014           |
|          | F0                   | 3                       | 0.01          | 0.000           | 0                                    | 0.00          | -               | 3                                      | 0.01          | 0.003           |
|          | F1                   | 29                      | 0.09          | 0.001           | 14                                   | -0.05         | -0.004          | 15                                     | 0.04          | 0.003           |
|          | F2                   | 25                      | 0.06          | 0.000           | 9                                    | -0.04         | -0.004          | 16                                     | 0.02          | 0.001           |
|          | F3                   | 58                      | 0.16          | 0.001           | 22                                   | -0.07         | -0.003          | 36                                     | 0.09          | 0.002           |
|          | F4                   | 26                      | 0.06          | 0.000           | 10                                   | -0.03         | -0.003          | 16                                     | 0.03          | 0.002           |
|          | F6                   | 27                      | 0.08          | 0.000           | 11                                   | -0.03         | -0.003          | 16                                     | 0.05          | 0.003           |
|          | F7                   | 2                       | 0.00          | 0.000           | 0                                    | 0.00          | -               | 2                                      | 0.00          | 0.000           |
| 50       | Total                | 377                     | 0.50          | 0.001           | 220                                  | -0.34         | -0.009          | 157                                    | 0.16          | 0.005           |
|          | F2                   | 8                       | 0.02          | 0.000           | 3                                    | -0.01         | -0.003          | 5                                      | 0.01          | 0.002           |
|          | F3                   | 260                     | 0.34          | 0.001           | 157                                  | -0.24         | -0.002          | 103                                    | 0.10          | 0.001           |
|          | F4                   | 53                      | 0.06          | 0.000           | 27                                   | -0.03         | -0.001          | 26                                     | 0.03          | 0.001           |
|          | F5                   | 10                      | 0.01          | 0.000           | 7                                    | -0.01         | -0.001          | 3                                      | 0.00          | 0.000           |
|          | F6                   | 46                      | 0.07          | 0.000           | 26                                   | -0.05         | -0.002          | 20                                     | 0.02          | 0.001           |
| 57       | Total                | 508                     | 0.45          | 0.001           | 225                                  | -0.21         | -0.002          | 283                                    | 0.24          | 0.002           |
|          | F2                   | 1                       | 0.00          | 0.000           | 1                                    | 0.00          | -0.000          | 0                                      | 0.00          | -               |
|          | F3                   | 392                     | 0.35          | 0.001           | 184                                  | -0.17         | -0.001          | 208                                    | 0.18          | 0.001           |
|          | F4                   | 113                     | 0.10          | 0.000           | 39                                   | -0.04         | -0.001          | 74                                     | 0.06          | 0.001           |
|          | F6                   | 1                       | 0.00          | 0.000           | 1                                    | 0.00          | -0.000          | 0                                      | 0.00          | -               |
|          | F9                   | 1                       | 0.00          | 0.000           | 0                                    | 0.00          | -               | 1                                      | 0.00          | 0.000           |
| 59       | Total                | 130                     | 0.50          | 0.004           | 64                                   | -0.24         | -0.014          | 66                                     | 0.26          | 0.030           |
|          | F1                   | 28                      | 0.07          | 0.001           | 10                                   | -0.02         | -0.002          | 18                                     | 0.05          | 0.003           |
|          | F2                   | 2                       | 0.01          | 0.000           | 0                                    | 0.00          | -               | 2                                      | 0.01          | 0.005           |

| Clinique | Diagnostic principal | Cas avec écarts (total) |               |                 | Cas avec auto-évaluation plus élevée |               |                 | Cas avec évaluation externe supérieure |               |                 |
|----------|----------------------|-------------------------|---------------|-----------------|--------------------------------------|---------------|-----------------|--|---------------|-----------------|
|          |                      | N                       | Écart (total) | Écart (moyenne) | N                                    | Écart (total) | Écart (moyenne) | N                                      | Écart (total) | Écart (moyenne) |
|          | F3                   | 55                      | 0.23          | 0.002           | 32                                   | -0.14         | -0.004          | 23                                     | 0.09          | 0.004           |
|          | F4                   | 13                      | 0.05          | 0.000           | 7                                    | -0.03         | -0.004          | 6                                      | 0.02          | 0.003           |
|          | F5                   | 30                      | 0.13          | 0.001           | 14                                   | -0.05         | -0.004          | 16                                     | 0.08          | 0.005           |
|          | F6                   | 2                       | 0.01          | 0.000           | 1                                    | 0.00          | -0.000          | 1                                      | 0.01          | 0.010           |
|          | Total                | 131                     | 0.50          | 0.003           | 34                                   | -0.12         | -0.015          | 97                                     | 0.38          | 0.007           |
| 60       | F1                   | 1                       | 0.00          | 0.000           | 0                                    | 0.00          | -               | 1                                      | 0.00          | 0.000           |
|          | F2                   | 1                       | 0.00          | 0.000           | 0                                    | 0.00          | -               | 1                                      | 0.00          | 0.000           |
|          | F3                   | 114                     | 0.45          | 0.003           | 29                                   | -0.10         | -0.003          | 85                                     | 0.35          | 0.004           |
|          | F4                   | 13                      | 0.04          | 0.000           | 4                                    | -0.01         | -0.002          | 9                                      | 0.03          | 0.003           |
|          | Autres               | 2                       | 0.01          | 0.000           | 1                                    | -0.01         | -0.010          | 1                                      | 0.00          | 0.000           |
| 61       | Total                | 482                     | 0.40          | 0.001           | 249                                  | -0.21         | -0.002          | 233                                    | 0.19          | 0.002           |
|          | F2                   | 1                       | 0.00          | 0.000           | 1                                    | 0.00          | -0.000          | 0                                      | 0.00          | -               |
|          | F3                   | 433                     | 0.37          | 0.001           | 222                                  | -0.20         | -0.001          | 211                                    | 0.17          | 0.001           |
|          | F4                   | 32                      | 0.03          | 0.000           | 17                                   | -0.01         | -0.001          | 15                                     | 0.02          | 0.001           |
|          | F5                   | 14                      | 0.00          | 0.000           | 7                                    | 0.00          | -0.000          | 7                                      | 0.00          | 0.000           |
|          | Autres               | 2                       | 0.00          | 0.000           | 2                                    | 0.00          | -0.000          | 0                                      | 0.00          | -               |
| 62       | Total                | 48                      | 0.73          | 0.015           | 4                                    | -0.07         | -0.018          | 44                                     | 0.66          | 0.015           |
|          | F5                   | 48                      | 0.73          | 0.015           | 4                                    | -0.07         | -0.018          | 44                                     | 0.66          | 0.015           |
| 63       | Total                | 456                     | 0.53          | 0.001           | 250                                  | -0.31         | -0.005          | 206                                    | 0.22          | 0.005           |
|          | F0                   | 1                       | 0.00          | 0.000           | 1                                    | 0.00          | -0.000          | 0                                      | 0.00          | -               |
|          | F1                   | 58                      | 0.06          | 0.000           | 28                                   | -0.03         | -0.001          | 30                                     | 0.03          | 0.001           |
|          | F2                   | 30                      | 0.04          | 0.000           | 8                                    | -0.01         | -0.001          | 22                                     | 0.03          | 0.001           |
|          | F3                   | 270                     | 0.32          | 0.001           | 161                                  | -0.21         | -0.001          | 109                                    | 0.11          | 0.001           |
|          | F4                   | 75                      | 0.09          | 0.000           | 39                                   | -0.05         | -0.001          | 36                                     | 0.04          | 0.001           |
|          | F5                   | 2                       | 0.00          | 0.000           | 2                                    | 0.00          | -0.000          | 0                                      | 0.00          | -               |
|          | F6                   | 17                      | 0.02          | 0.000           | 8                                    | -0.01         | -0.001          | 9                                      | 0.01          | 0.001           |
|          | F9                   | 2                       | 0.00          | 0.000           | 2                                    | 0.00          | -0.000          | 0                                      | 0.00          | -               |
|          | Autres               | 1                       | 0.00          | 0.000           | 1                                    | 0.00          | -0.000          | 0                                      | 0.00          | -               |
| 65       | Total                | 97                      | 0.47          | 0.005           | 38                                   | -0.21         | -0.015          | 59                                     | 0.26          | 0.014           |
|          | F0                   | 1                       | 0.00          | 0.000           | 0                                    | 0.00          | -               | 1                                      | 0.00          | 0.000           |
|          | F1                   | 6                       | 0.03          | 0.000           | 2                                    | -0.01         | -0.005          | 4                                      | 0.02          | 0.005           |
|          | F3                   | 40                      | 0.18          | 0.002           | 14                                   | -0.06         | -0.004          | 26                                     | 0.12          | 0.005           |
|          | F4                   | 50                      | 0.26          | 0.003           | 22                                   | -0.14         | -0.006          | 28                                     | 0.12          | 0.004           |
| 67       | Total                | 8                       | 0.19          | 0.024           | 4                                    | -0.09         | -0.022          | 4                                      | 0.10          | 0.025           |
|          | F5                   | 8                       | 0.19          | 0.024           | 4                                    | -0.09         | -0.022          | 4                                      | 0.10          | 0.025           |
| 69       | Total                | 651                     | 0.49          | 0.001           | 422                                  | -0.34         | -0.002          | 229                                    | 0.15          | 0.002           |
|          | F3                   | 550                     | 0.43          | 0.001           | 367                                  | -0.31         | -0.001          | 183                                    | 0.12          | 0.001           |
|          | F4                   | 101                     | 0.06          | 0.000           | 55                                   | -0.03         | -0.001          | 46                                     | 0.03          | 0.001           |
| 72       | Total                | 28                      | 0.79          | 0.028           | 9                                    | -0.17         | -0.055          | 19                                     | 0.62          | 0.110           |
|          | F0                   | 4                       | 0.06          | 0.002           | 1                                    | -0.01         | -0.010          | 3                                      | 0.05          | 0.017           |
|          | F1                   | 3                       | 0.06          | 0.002           | 0                                    | 0.00          | -               | 3                                      | 0.06          | 0.020           |
|          | F3                   | 13                      | 0.48          | 0.017           | 4                                    | -0.09         | -0.022          | 9                                      | 0.39          | 0.043           |
|          | F4                   | 7                       | 0.19          | 0.007           | 3                                    | -0.07         | -0.023          | 4                                      | 0.12          | 0.030           |
|          | F6                   | 1                       | 0.00          | 0.000           | 1                                    | 0.00          | -0.000          | 0                                      | 0.00          | -               |
| 75       | Total                | 182                     | 0.48          | 0.003           | 122                                  | -0.33         | -0.013          | 60                                     | 0.15          | 0.019           |
|          | F1                   | 4                       | 0.01          | 0.000           | 2                                    | 0.00          | -0.000          | 2                                      | 0.01          | 0.005           |
|          | F3                   | 107                     | 0.28          | 0.002           | 64                                   | -0.18         | -0.003          | 43                                     | 0.10          | 0.002           |
|          | F4                   | 63                      | 0.16          | 0.001           | 51                                   | -0.13         | -0.003          | 12                                     | 0.03          | 0.002           |
|          | F5                   | 1                       | 0.00          | 0.000           | 0                                    | 0.00          | -               | 1                                      | 0.00          | 0.000           |
|          | F6                   | 4                       | 0.02          | 0.000           | 3                                    | -0.02         | -0.007          | 1                                      | 0.00          | 0.000           |
|          | F7                   | 1                       | 0.01          | 0.000           | 0                                    | 0.00          | -               | 1                                      | 0.01          | 0.010           |

| Clinique | Diagnostic principal | Cas avec écarts (total) |               |                 | Cas avec auto-évaluation plus élevée |               |                 | Cas avec évaluation externe supérieure |               |                 |
|----------|----------------------|-------------------------|---------------|-----------------|--------------------------------------|---------------|-----------------|--|---------------|-----------------|
|          |                      | N                       | Écart (total) | Écart (moyenne) | N                                    | Écart (total) | Écart (moyenne) | N                                      | Écart (total) | Écart (moyenne) |
| 76       | F9                   | 1                       | 0.00          | 0.000           | 1                                    | 0.00          | -0.000          | 0                                      | 0.00          | -               |
|          | Autres               | 1                       | 0.00          | 0.000           | 1                                    | 0.00          | -0.000          | 0                                      | 0.00          | -               |
|          | Total                | 286                     | 0.51          | 0.002           | 108                                  | -0.17         | -0.010          | 178                                    | 0.34          | 0.011           |
|          | F0                   | 1                       | 0.00          | 0.000           | 0                                    | 0.00          | -               | 1                                      | 0.00          | 0.000           |
|          | F1                   | 100                     | 0.18          | 0.001           | 29                                   | -0.04         | -0.001          | 71                                     | 0.14          | 0.002           |
|          | F2                   | 4                       | 0.01          | 0.000           | 3                                    | -0.01         | -0.003          | 1                                      | 0.00          | 0.000           |
|          | F3                   | 94                      | 0.15          | 0.001           | 43                                   | -0.07         | -0.002          | 51                                     | 0.08          | 0.002           |
|          | F4                   | 27                      | 0.06          | 0.000           | 12                                   | -0.02         | -0.002          | 15                                     | 0.04          | 0.003           |
|          | F5                   | 1                       | 0.00          | 0.000           | 1                                    | 0.00          | -0.000          | 0                                      | 0.00          | -               |
|          | F6                   | 36                      | 0.08          | 0.000           | 15                                   | -0.03         | -0.002          | 21                                     | 0.05          | 0.002           |
| Autres   | 23                   | 0.03                    | 0.000         | 5               | 0.00                                 | -0.000        | 18              | 0.03                                   | 0.002         |                 |
| 77       | Total                | 55                      | 0.55          | 0.009           | 36                                   | -0.36         | -0.048          | 19                                     | 0.19          | 0.040           |
|          | F1                   | 2                       | 0.02          | 0.000           | 1                                    | -0.01         | -0.010          | 1                                      | 0.01          | 0.010           |
|          | F2                   | 7                       | 0.08          | 0.001           | 5                                    | -0.06         | -0.012          | 2                                      | 0.02          | 0.010           |
|          | F3                   | 32                      | 0.30          | 0.005           | 19                                   | -0.17         | -0.009          | 13                                     | 0.13          | 0.010           |
|          | F4                   | 9                       | 0.11          | 0.002           | 9                                    | -0.11         | -0.012          | 0                                      | 0.00          | -               |
|          | F6                   | 5                       | 0.04          | 0.001           | 2                                    | -0.01         | -0.005          | 3                                      | 0.03          | 0.010           |
| 79       | Total                | 135                     | 0.55          | 0.003           | 57                                   | -0.24         | -0.029          | 78                                     | 0.31          | 0.021           |
|          | F1                   | 10                      | 0.05          | 0.000           | 4                                    | -0.02         | -0.005          | 6                                      | 0.03          | 0.005           |
|          | F2                   | 9                       | 0.05          | 0.000           | 5                                    | -0.03         | -0.006          | 4                                      | 0.02          | 0.005           |
|          | F3                   | 80                      | 0.31          | 0.002           | 34                                   | -0.13         | -0.004          | 46                                     | 0.18          | 0.004           |
|          | F4                   | 24                      | 0.11          | 0.001           | 9                                    | -0.04         | -0.004          | 15                                     | 0.07          | 0.005           |
|          | F5                   | 6                       | 0.01          | 0.000           | 1                                    | 0.00          | -0.000          | 5                                      | 0.01          | 0.002           |
|          | F6                   | 3                       | 0.01          | 0.000           | 2                                    | -0.01         | -0.005          | 1                                      | 0.00          | 0.000           |
|          | F9                   | 2                       | 0.01          | 0.000           | 2                                    | -0.01         | -0.005          | 0                                      | 0.00          | -               |
|          | Autres               | 1                       | 0.00          | 0.000           | 0                                    | 0.00          | -               | 1                                      | 0.00          | 0.000           |
| 85       | Total                | 5                       | 0.66          | 0.132           | 4                                    | -0.42         | -0.335          | 1                                      | 0.24          | 0.240           |
|          | F2                   | 2                       | 0.25          | 0.050           | 1                                    | -0.01         | -0.010          | 1                                      | 0.24          | 0.240           |
|          | F3                   | 2                       | 0.17          | 0.034           | 2                                    | -0.17         | -0.085          | 0                                      | 0.00          | -               |
|          | F4                   | 1                       | 0.24          | 0.048           | 1                                    | -0.24         | -0.240          | 0                                      | 0.00          | -               |
| 86       | Total                | 195                     | 0.48          | 0.002           | 98                                   | -0.28         | -0.013          | 97                                     | 0.20          | 0.002           |
|          | F2                   | 1                       | 0.01          | 0.000           | 1                                    | -0.01         | -0.010          | 0                                      | 0.00          | -               |
|          | F3                   | 194                     | 0.47          | 0.002           | 97                                   | -0.27         | -0.003          | 97                                     | 0.20          | 0.002           |
| 87       | Total                | 55                      | 0.50          | 0.008           | 28                                   | -0.28         | -0.042          | 27                                     | 0.22          | 0.038           |
|          | F1                   | 8                       | 0.10          | 0.002           | 1                                    | 0.00          | -0.000          | 7                                      | 0.10          | 0.014           |
|          | F2                   | 7                       | 0.08          | 0.001           | 5                                    | -0.07         | -0.014          | 2                                      | 0.01          | 0.005           |
|          | F3                   | 21                      | 0.19          | 0.003           | 11                                   | -0.13         | -0.012          | 10                                     | 0.06          | 0.006           |
|          | F4                   | 12                      | 0.07          | 0.001           | 7                                    | -0.04         | -0.006          | 5                                      | 0.03          | 0.006           |
|          | F6                   | 7                       | 0.06          | 0.001           | 4                                    | -0.04         | -0.010          | 3                                      | 0.02          | 0.007           |
| 92       | Total                | 55                      | 0.58          | 0.011           | 11                                   | -0.11         | -0.020          | 44                                     | 0.47          | 0.056           |
|          | F0                   | 4                       | 0.06          | 0.001           | 0                                    | 0.00          | -               | 4                                      | 0.06          | 0.015           |
|          | F1                   | 4                       | 0.04          | 0.001           | 0                                    | 0.00          | -               | 4                                      | 0.04          | 0.010           |
|          | F2                   | 4                       | 0.05          | 0.001           | 0                                    | 0.00          | -               | 4                                      | 0.05          | 0.013           |
|          | F3                   | 36                      | 0.37          | 0.007           | 9                                    | -0.09         | -0.010          | 27                                     | 0.28          | 0.010           |
|          | F4                   | 7                       | 0.06          | 0.001           | 2                                    | -0.02         | -0.010          | 5                                      | 0.04          | 0.008           |
| 93       | Total                | 196                     | 0.51          | 0.002           | 85                                   | -0.22         | -0.011          | 111                                    | 0.29          | 0.014           |
|          | F1                   | 32                      | 0.07          | 0.000           | 10                                   | -0.02         | -0.002          | 22                                     | 0.05          | 0.002           |
|          | F2                   | 15                      | 0.03          | 0.000           | 7                                    | -0.01         | -0.001          | 8                                      | 0.02          | 0.002           |
|          | F3                   | 117                     | 0.33          | 0.002           | 53                                   | -0.16         | -0.003          | 64                                     | 0.17          | 0.003           |
|          | F4                   | 22                      | 0.04          | 0.000           | 9                                    | -0.01         | -0.001          | 13                                     | 0.03          | 0.002           |
|          | F5                   | 1                       | 0.00          | 0.000           | 1                                    | 0.00          | -0.000          | 0                                      | 0.00          | -               |



| Clinique | Diagnostic principal | Cas avec écarts (total) |               |                 | Cas avec auto-évaluation plus élevée |               |                 | Cas avec évaluation externe supérieure |               |                 |
|----------|----------------------|-------------------------|---------------|-----------------|--------------------------------------|---------------|-----------------|--|---------------|-----------------|
|          |                      | N                       | Écart (total) | Écart (moyenne) | N                                    | Écart (total) | Écart (moyenne) | N                                      | Écart (total) | Écart (moyenne) |
| 94       | F6                   | 9                       | 0.04          | 0.000           | 5                                    | -0.02         | -0.004          | 4                                      | 0.02          | 0.005           |
|          | Total                | 103                     | 0.44          | 0.004           | 50                                   | -0.25         | -0.008          | 53                                     | 0.19          | 0.027           |
|          | F2                   | 1                       | 0.00          | 0.000           | 0                                    | 0.00          | -               | 1                                      | 0.00          | 0.000           |
|          | F3                   | 75                      | 0.32          | 0.003           | 41                                   | -0.22         | -0.005          | 34                                     | 0.10          | 0.003           |
|          | F4                   | 25                      | 0.10          | 0.001           | 9                                    | -0.03         | -0.003          | 16                                     | 0.07          | 0.004           |
|          | F5                   | 1                       | 0.01          | 0.000           | 0                                    | 0.00          | -               | 1                                      | 0.01          | 0.010           |
|          | F6                   | 1                       | 0.01          | 0.000           | 0                                    | 0.00          | -               | 1                                      | 0.01          | 0.010           |
| 95       | Total                | 118                     | 0.40          | 0.003           | 60                                   | -0.21         | -0.020          | 58                                     | 0.19          | 0.029           |
|          | F0                   | 2                       | 0.00          | 0.000           | 1                                    | 0.00          | -0.000          | 1                                      | 0.00          | 0.000           |
|          | F2                   | 2                       | 0.01          | 0.000           | 1                                    | 0.00          | -0.000          | 1                                      | 0.01          | 0.010           |
|          | F3                   | 54                      | 0.18          | 0.002           | 26                                   | -0.09         | -0.003          | 28                                     | 0.09          | 0.003           |
|          | F4                   | 45                      | 0.14          | 0.001           | 21                                   | -0.07         | -0.003          | 24                                     | 0.07          | 0.003           |
|          | F5                   | 4                       | 0.02          | 0.000           | 3                                    | -0.01         | -0.003          | 1                                      | 0.01          | 0.010           |
|          | F6                   | 8                       | 0.03          | 0.000           | 5                                    | -0.02         | -0.004          | 3                                      | 0.01          | 0.003           |
| 96       | Autres               | 3                       | 0.02          | 0.000           | 3                                    | -0.02         | -0.007          | 0                                      | 0.00          | -               |
|          | Total                | 165                     | 0.44          | 0.002           | 96                                   | -0.32         | -0.006          | 69                                     | 0.12          | 0.003           |
|          | F3                   | 145                     | 0.39          | 0.002           | 83                                   | -0.28         | -0.003          | 62                                     | 0.11          | 0.002           |
| 97       | F4                   | 20                      | 0.05          | 0.000           | 13                                   | -0.04         | -0.003          | 7                                      | 0.01          | 0.001           |
|          | Total                | 389                     | 0.45          | 0.001           | 120                                  | -0.11         | -0.002          | 269                                    | 0.34          | 0.002           |
|          | F3                   | 333                     | 0.39          | 0.001           | 102                                  | -0.09         | -0.001          | 231                                    | 0.30          | 0.001           |
|          | F4                   | 52                      | 0.06          | 0.000           | 18                                   | -0.02         | -0.001          | 34                                     | 0.04          | 0.001           |
| 98       | F5                   | 4                       | 0.00          | 0.000           | 0                                    | 0.00          | -               | 4                                      | 0.00          | 0.000           |
|          | Total                | 207                     | 0.41          | 0.002           | 92                                   | -0.16         | -0.004          | 115                                    | 0.25          | 0.004           |
|          | F3                   | 151                     | 0.29          | 0.001           | 70                                   | -0.12         | -0.002          | 81                                     | 0.17          | 0.002           |
|          | F4                   | 54                      | 0.12          | 0.001           | 22                                   | -0.04         | -0.002          | 32                                     | 0.08          | 0.002           |
|          | F5                   | 1                       | 0.00          | 0.000           | 0                                    | 0.00          | -               | 1                                      | 0.00          | 0.000           |
|          | Inconnue             | 1                       | 0.00          | 0.000           | 0                                    | 0.00          | -               | 1                                      | 0.00          | 0.000           |

Tableau 41: écarts entre l'autoévaluation et l'évaluation externe de l'importance des symptômes : valeur de comparaison BSCL au sein des centres de psychiatrie spécialisée

Mesures limitatives de liberté : Proportion des cas concernés

| Clinique     | Nombre        | Cas concernés au moins par une MLL |             |
|--------------|---------------|------------------------------------|-------------|
|              |               | Nombre                             | Pourcentage |
| <b>Total</b> | <b>13,151</b> | <b>63</b>                          | <b>0.5%</b> |
| 01           | 744           | 0                                  | -           |
| 02           | 750           | 0                                  | -           |
| 05           | 311           | 0                                  | -           |
| 10           | 69            | 0                                  | -           |
| 14           | 115           | 0                                  | -           |
| 15           | 204           | 0                                  | -           |
| 19           | 481           | 0                                  | -           |
| 23           | 513           | 0                                  | -           |
| 25           | 291           | 0                                  | -           |
| 27           | 141           | 0                                  | -           |
| 29           | 393           | 0                                  | -           |
| 33           | 384           | 5                                  | 1.3%        |
| 38           | 311           | 0                                  | -           |
| 45           | 223           | 0                                  | -           |
| 47           | 148           | 0                                  | -           |
| 50           | 590           | 9                                  | 1.5%        |
| 57           | 654           | 0                                  | -           |
| 59           | 392           | 7                                  | 1.8%        |
| 60           | 332           | 0                                  | -           |
| 61           | 569           | 0                                  | -           |
| 62           | 71            | 0                                  | -           |
| 63           | 694           | 22                                 | 3.2%        |
| 65           | 206           | 0                                  | -           |
| 67           | 8             | 0                                  | -           |
| 69           | 795           | 8                                  | 1.0%        |
| 72           | 128           | 0                                  | -           |
| 75           | 334           | 0                                  | -           |
| 76           | 431           | 4                                  | 0.9%        |
| 77           | 166           | 0                                  | -           |
| 79           | 387           | 5                                  | 1.3%        |
| 85           | 38            | 0                                  | -           |
| 86           | 219           | 1                                  | 0.5%        |
| 87           | 223           | 0                                  | -           |
| 92           | 131           | 0                                  | -           |
| 93           | 384           | 2                                  | 0.5%        |
| 94           | 181           | 0                                  | -           |
| 95           | 206           | 0                                  | -           |
| 96           | 201           | 0                                  | -           |
| 97           | 424           | 0                                  | -           |
| 98           | 309           | 0                                  | -           |

Tableau 42: mesures limitatives de liberté : proportion des cas concernés au sein de la psychiatrie spécialisée

**Remarque :**

Seules les cliniques ayant utilisé au moins une fois ces MLL sont visibles dans le tableau.

Mesures limitatives de liberté : Isolement sur indication psychiatrique (intensité)

| Clinique     | Intensité de l'isolement sur indication psychiatrique (fréquence*durée) |                |                                 |
|--------------|---|----------------|---------------------------------|
|              | Valide N  | Moyenne        | Écart type de la valeur moyenne |
| <b>Total</b> | <b>39</b>   | <b>121.534</b> | <b>23.059</b>                   |
| 33           | 1   | 134.33         | -                               |
| 50           | 5   | 28.23          | 9.559                           |
| 59           | 7   | 79.21          | 37.188                          |
| 63           | 20  | 173.21         | 38.930                          |
| 76           | 4   | 63.96          | 38.968                          |
| 86           | 1   | 25.50          | -                               |
| 93           | 1   | 164.40         | -                               |

Tableau 43: mesures limitatives de liberté : isolement sur indication psychiatrique (intensité) au sein de la psychiatrie spécialisée

Mesures limitatives de liberté : Isolement sur indication infectiologique/somatique (intensité)

| Clinique     | Intensité de l'isolement sur indication infectiologique/somatique (fréquence*durée) |               |                                 |
|--------------|---|---------------|---------------------------------|
|              | Valide N  | Moyenne       | Écart type de la valeur moyenne |
| <b>Total</b> | <b>8</b>  | <b>77.954</b> | <b>16.694</b>                   |
| 69           | 7   | 70.03         | 16.965                          |
| 79           | 1   | 133.43        | -                               |

Tableau 44: mesures limitatives de liberté : isolement sur indication infectiologique/somatique (intensité) au sein de la psychiatrie spécialisée

Mesures limitatives de liberté : Immobilisation (intensité)

| Clinique     | Intensité de l'immobilisation (fréquence*durée) |               |                                 |
|--------------|---|---------------|---------------------------------|
|              | Valide N  | Moyenne       | Écart type de la valeur moyenne |
| <b>Total</b> | <b>4</b>  | <b>32.979</b> | <b>18.582</b>                   |
| 50           | 1   | 85.25         | -                               |
| 76           | 1   | 1.17          | -                               |
| 79           | 2   | 22.75         | 9.750                           |

Tableau 45: mesures limitatives de liberté : immobilisation (intensité) au sein de la psychiatrie spécialisée

**Remarque :**

Seules les cliniques ayant utilisé au moins une fois ces MLL sont visibles dans le tableau.

Mesures limitatives de liberté : Médication contre le gré (fréquence)

| Clinique     | Médication contre le gré (fréquence/cas) |              |                                 |
|--------------|--|--------------|---------------------------------|
|              | Valide N                                 | Moyenne      | Écart type de la valeur moyenne |
| <b>Total</b> | <b>21</b>                                | <b>2.857</b> | <b>0.803</b>                    |
| 33           | 4  | 3.50         | 1.500                           |
| 50           | 4  | 6.50         | 3.428                           |
| 59           | 5  | 1.00         | 0.000                           |
| 63           | 4  | 2.25         | 1.250                           |
| 76           | 1  | 1.00         | -                               |
| 79           | 2  | 2.00         | 1.000                           |
| 93           | 1  | 1.00         | -                               |

Tableau 46: mesures limitatives de liberté : médication contre le gré (fréquence) au sein de la psychiatrie spécialisée

Mesures limitatives de liberté : Limitations du mouvement (fréquence)

| Clinique     | Limitations du mouvement (fréquence/cas) |              |                                 |
|--------------|--|--------------|---------------------------------|
|              | Valide N                                 | Moyenne      | Écart type de la valeur moyenne |
| <b>Total</b> | <b>1</b>                                 | <b>1.000</b> | <b>-</b>                        |
| 63           | 1  | 1.00         | -                               |

Tableau 47: mesures limitatives de liberté : médication contre le gré (fréquence) au sein de la psychiatrie spécialisée

Mesures limitatives de liberté : Maintien ferme (intensité)

| Clinique     | Intensité maintien ferme (fréquence*durée) |              |                                 |
|--------------|--|--------------|---------------------------------|
|              | Valide N                                   | Moyenne      | Écart type de la valeur moyenne |
| <b>Total</b> | <b>3</b>                                   | <b>0.878</b> | <b>0.217</b>                    |
| 33           | 2  | 0.88         | 0.375                           |
| 76           | 1  | 0.88         | -                               |

Tableau 48: mesures limitatives de liberté : limitations du mouvement (fréquence) au sein de la psychiatrie spécialisée

**Remarque :**

Seules les cliniques ayant utilisé au moins une fois ces MLL sont visibles dans le tableau.

#### A4. Résultat de mesure (cliniques spécialisées dans le traitement des maladies de dépendance)

Évaluation par des tiers de l'importance des symptômes : Valeur de comparaison HoNOS

| Clinique | Valide N | Paramètre de qualité |                                     | Valeur de comparaison |                | IC simple de la valeur de comparaison |                            | IC simultané de la valeur de comparaison |                            |
|----------|----------|----------------------|-------------------------------------|-----------------------|----------------|---------------------------------------|----------------------------|--|----------------------------|
|          |          | Moyenne              | Marge d'erreur de la valeur moyenne | Valeur de comparaison | Marge d'erreur | IC 95% (limite inférieure)            | IC 95% (limite supérieure) | IC 95% (limite inférieure)               | IC 95% (limite supérieure) |
| 04       | 87       | 7.138                | 0.507                               | 1.959                 | 0.501          | 0.978                                 | 2.941                      | 0.547                                    | 3.372                      |
| 11       | 594      | 5.146                | 0.203                               | -0.032                | 0.186          | -0.396                                | 0.332                      | -0.556                                   | 0.492                      |
| 16       | 338      | 8.186                | 0.330                               | 3.008                 | 0.320          | 2.379                                 | 3.636                      | 2.103                                    | 3.912                      |
| 20       | 133      | 7.175                | 0.414                               | 1.997                 | 0.406          | 1.202                                 | 2.793                      | 0.853                                    | 3.142                      |
| 31       | 82       | 5.655                | 0.548                               | 0.477                 | 0.542          | -0.586                                | 1.540                      | -1.053                                   | 2.007                      |
| 53       | 211      | 4.679                | 0.320                               | -0.499                | 0.309          | -1.106                                | 0.107                      | -1.373                                   | 0.374                      |
| 55       | 704      | 2.282                | 0.213                               | -2.897                | 0.197          | -3.283                                | -2.510                     | -3.453                                   | -2.340                     |
| 78       | 156      | 8.449                | 0.422                               | 3.271                 | 0.414          | 2.458                                 | 4.083                      | 2.101                                    | 4.440                      |
| 89       | 68       | 4.457                | 0.621                               | -0.722                | 0.616          | -1.929                                | 0.486                      | -2.459                                   | 1.016                      |
| 90       | 39       | 2.781                | 0.776                               | -2.397                | 0.772          | -3.910                                | -0.884                     | -4.575                                   | -0.219                     |
| 121      | 158      | 7.104                | 0.527                               | 1.926                 | 0.521          | 0.905                                 | 2.947                      | 0.456                                    | 3.395                      |

Tableau 49: évaluation par des tiers de l'importance des symptômes : valeur de comparaison HoNOS au sein des cliniques spécialisées dans le traitement des troubles liés aux addictions

Autoévaluation de l'importance des symptômes : Valeur de comparaison BSCL

| Clinique | Valide N | Paramètre de qualité |                                     | Valeur de comparaison |                | IC simple de la valeur de comparaison |                            | IC simultané de la valeur de comparaison |                            |
|----------|----------|----------------------|-------------------------------------|-----------------------|----------------|---------------------------------------|----------------------------|--|----------------------------|
|          |          | Moyenne              | Marge d'erreur de la valeur moyenne | Valeur de comparaison | Marge d'erreur | IC 95% (limite inférieure)            | IC 95% (limite supérieure) | IC 95% (limite inférieure)               | IC 95% (limite supérieure) |
| 04       | 31       | 31.491               | 3.795                               | 9.774                 | 3.763          | 2.392                                 | 17.156                     | -0.886                                   | 20.434                     |
| 11       | 396      | 18.229               | 1.184                               | -3.488                | 1.077          | -5.600                                | -1.375                     | -6.538                                   | -0.437                     |
| 16       | 228      | 25.237               | 1.757                               | 3.520                 | 1.686          | 0.212                                 | 6.829                      | -1.257                                   | 8.298                      |
| 20       | 92       | 23.231               | 2.299                               | 1.515                 | 2.245          | -2.890                                | 5.919                      | -4.846                                   | 7.875                      |
| 31       | 59       | 20.165               | 3.000                               | -1.552                | 2.959          | -7.357                                | 4.254                      | -9.935                                   | 6.831                      |
| 53       | 117      | 19.390               | 2.028                               | -2.326                | 1.967          | -6.185                                | 1.533                      | -7.899                                   | 3.247                      |
| 55       | 399      | 20.268               | 1.308                               | -1.448                | 1.211          | -3.824                                | 0.928                      | -4.879                                   | 1.983                      |
| 78       | 45       | 22.498               | 3.355                               | 0.782                 | 3.319          | -5.728                                | 7.292                      | -8.619                                   | 10.183                     |
| 89       | 30       | 18.722               | 4.364                               | -2.995                | 4.336          | -11.500                               | 5.510                      | -15.276                                  | 9.286                      |
| 90       | 16       | 18.362               | 5.323                               | -3.354                | 5.300          | -                                     | -                          | -  | -                          |

| Clinique | Valide N | Paramètre de qualité |                                     | Valeur de comparaison |                | IC simple de la valeur de comparaison |                            | IC simultané de la valeur de comparaison |                            |
|----------|----------|----------------------|-------------------------------------|-----------------------|----------------|---------------------------------------|----------------------------|--|----------------------------|
|          |          | Moyenne              | Marge d'erreur de la valeur moyenne | Valeur de comparaison | Marge d'erreur | IC 95% (limite inférieure)            | IC 95% (limite supérieure) | IC 95% (limite inférieure)               | IC 95% (limite supérieure) |
| 121      | 146      | 29.840               | 2.982                               | 8.123                 | 2.941          | 2.354                                 | 13.892                     | -0.207                                   | 16.453                     |

Tableau 50: autoévaluation de l'importance des symptômes : valeur de comparaison BSCL au sein des cliniques spécialisées dans le traitement des troubles liés aux addictions

**Remarque :**

Pour les cliniques avec n valable < 30, aucun intervalle de confiance n'a été calculé.

Comparaison entre l'auto-évaluation et l'évaluation externe

| Clinique | Diagnostic principal | Cas avec écarts (total) |               |                 | Cas avec auto-évaluation plus élevée |               |                 | Cas avec évaluation externe supérieure |               |                 |
|----------|----------------------|-------------------------|---------------|-----------------|--------------------------------------|---------------|-----------------|--|---------------|-----------------|
|          |                      | N                       | Écart (total) | Écart (moyenne) | N                                    | Écart (total) | Écart (moyenne) | N                                      | Écart (total) | Écart (moyenne) |
| 04       | Total                | 30                      | 0.36          | 0.012           | 18                                   | -0.21         | -0.012          | 12                                     | 0.15          | 0.012           |
|          | F1                   | 30                      | 0.36          | 0.012           | 18                                   | -0.21         | -0.012          | 12                                     | 0.15          | 0.012           |
| 11       | Total                | 396                     | 0.46          | 0.001           | 156                                  | -0.16         | -0.001          | 240                                    | 0.30          | 0.001           |
|          | F1                   | 396                     | 0.46          | 0.001           | 156                                  | -0.16         | -0.001          | 240                                    | 0.30          | 0.001           |
| 16       | Total                | 228                     | 0.60          | 0.002           | 42                                   | -0.06         | -0.001          | 186                                    | 0.54          | 0.017           |
|          | F1                   | 217                     | 0.55          | 0.002           | 41                                   | -0.06         | -0.001          | 176                                    | 0.49          | 0.003           |
|          | F3                   | 1                       | 0.01          | 0.000           | 0                                    | 0.00          | -               | 1                                      | 0.01          | 0.010           |
|          | F6                   | 10                      | 0.04          | 0.000           | 1                                    | 0.00          | -0.000          | 9                                      | 0.04          | 0.004           |
| 20       | Total                | 89                      | 0.53          | 0.006           | 45                                   | -0.32         | -0.007          | 44                                     | 0.21          | 0.005           |
|          | F1                   | 89                      | 0.53          | 0.006           | 45                                   | -0.32         | -0.007          | 44                                     | 0.21          | 0.005           |
| 31       | Total                | 59                      | 0.39          | 0.007           | 14                                   | -0.09         | -0.006          | 45                                     | 0.30          | 0.007           |
|          | F1                   | 59                      | 0.39          | 0.007           | 14                                   | -0.09         | -0.006          | 45                                     | 0.30          | 0.007           |
| 53       | Total                | 113                     | 0.45          | 0.004           | 56                                   | -0.22         | -0.004          | 57                                     | 0.23          | 0.004           |
|          | F1                   | 112                     | 0.45          | 0.004           | 56                                   | -0.22         | -0.004          | 56                                     | 0.23          | 0.004           |
|          | F2                   | 1                       | 0.00          | 0.000           | 0                                    | 0.00          | -               | 1                                      | 0.00          | 0.000           |
| 55       | Total                | 398                     | 0.42          | 0.001           | 177                                  | -0.20         | -0.001          | 221                                    | 0.22          | 0.001           |
|          | F1                   | 398                     | 0.42          | 0.001           | 177                                  | -0.20         | -0.001          | 221                                    | 0.22          | 0.001           |
| 78       | Total                | 44                      | 0.46          | 0.010           | 18                                   | -0.18         | -0.010          | 26                                     | 0.28          | 0.011           |
|          | F1                   | 44                      | 0.46          | 0.010           | 18                                   | -0.18         | -0.010          | 26                                     | 0.28          | 0.011           |
| 89       | Total                | 31                      | 0.50          | 0.016           | 7                                    | -0.10         | -0.014          | 24                                     | 0.40          | 0.017           |
|          | F1                   | 31                      | 0.50          | 0.016           | 7                                    | -0.10         | -0.014          | 24                                     | 0.40          | 0.017           |

|     |       |     |      |       |    |       |        |    |      |       |
|-----|-------|-----|------|-------|----|-------|--------|----|------|-------|
| 90  | Total | 16  | 0.36 | 0.022 | 9  | -0.21 | -0.023 | 7  | 0.15 | 0.021 |
|     | F1    | 16  | 0.36 | 0.022 | 9  | -0.21 | -0.023 | 7  | 0.15 | 0.021 |
| 121 | Total | 146 | 0.52 | 0.004 | 85 | -0.35 | -0.004 | 61 | 0.17 | 0.003 |
|     | F1    | 146 | 0.52 | 0.004 | 85 | -0.35 | -0.004 | 61 | 0.17 | 0.003 |

Tableau 51: écarts entre l'autoévaluation et l'évaluation externe de l'importance des symptômes : valeur de comparaison BSCL au sein des centres de soins aigus aux cliniques spécialisées dans le traitement des maladies de dépendance

**Remarque :**

Pour les cliniques avec n valable < 30, aucun intervalle de confiance n'a été calculé.



## A5. Résultat de mesure (cliniques de psychiatrie forensique)

Évaluation par des tiers de l'importance des symptômes : Valeur de comparaison HoNOS

| Clinique | Valide N | Paramètre de qualité |                                     | Valeur de comparaison |                | IC simple de la valeur de comparaison |                            | IC simultané de la valeur de comparaison |                            |
|----------|----------|----------------------|-------------------------------------|-----------------------|----------------|---------------------------------------|----------------------------|--|----------------------------|
|          |          | Moyenne              | Marge d'erreur de la valeur moyenne | Valeur de comparaison | Marge d'erreur | IC 95% (limite inférieure)            | IC 95% (limite supérieure) | IC 95% (limite inférieure)               | IC 95% (limite supérieure) |
| 101      | 65       | 12.672               | 1.162                               | 4.108                 | 1.141          | 1.867                                 | 6.350                      | 1.021                                    | 7.196                      |
| 102      | 255      | 8.002                | 1.158                               | -0.561                | 1.136          | -2.793                                | 1.671                      | -3.635                                   | 2.513                      |
| 103      | 15       | 9.983                | 1.773                               | 1.419                 | 1.759          | -                                     | -                          | -  | -                          |
| 104      | 60       | 8.925                | 1.147                               | 0.362                 | 1.126          | -1.850                                | 2.573                      | -2.684                                   | 3.408                      |
| 105      | 48       | 10.498               | 1.200                               | 1.935                 | 1.180          | -0.383                                | 4.252                      | -1.258                                   | 5.127                      |
| 106      | 77       | 4.862                | 1.147                               | -3.702                | 1.125          | -5.912                                | -1.491                     | -6.746                                   | -0.657                     |
| 107      | 96       | 9.046                | 1.182                               | 0.483                 | 1.161          | -1.798                                | 2.764                      | -2.659                                   | 3.625                      |
| 109      | 18       | 7.388                | 1.822                               | -1.176                | 1.808          | -                                     | -                          | -  | -                          |

Tableau 52: évaluation par des tiers de l'importance des symptômes : valeur de comparaison HoNOS au sein des cliniques de psychiatrie forensique

Mesures limitatives de liberté : Proportion des cas concernés

| Clinique     | Nombre     | Cas concernés au moins par une MLL |              |
|--------------|------------|------------------------------------|--------------|
|              |            | Nombre                             | Pourcentage  |
| <b>Total</b> | <b>735</b> | <b>287</b>                         | <b>39.0%</b> |
| 101          | 75         | 23                                 | 30.7%        |
| 102          | 289        | 60                                 | 20.8%        |
| 103          | 15         | 9                                  | 60.0%        |
| 104          | 63         | 52                                 | 82.5%        |
| 105          | 48         | 11                                 | 22.9%        |
| 106          | 109        | 16                                 | 14.7%        |
| 107          | 115        | 100                                | 87.0%        |
| 109          | 21         | 16                                 | 76.2%        |

Tableau 53: mesures limitatives de liberté : proportion des cas concernés au sein des cliniques de psychiatrie forensique

Mesures limitatives de liberté : Isolement sur indication psychiatrique (intensité)

| Clinique     | Intensité de l'isolement sur indication psychiatrique (fréquence*durée) |                |                                 |
|--------------|---|----------------|---------------------------------|
|              | Valide N  | Moyenne        | Écart type de la valeur moyenne |
| <b>Total</b> | <b>261</b>  | <b>180.984</b> | <b>19.345</b>                   |
| 101          | 14  | 167.04         | 70.282                          |
| 102          | 55  | 87.34          | 18.490                          |
| 103          | 8   | 245.78         | 88.841                          |
| 104          | 51  | 270.53         | 70.013                          |
| 105          | 10  | 101.71         | 50.843                          |
| 106          | 10  | 142.70         | 78.167                          |
| 107          | 97  | 176.97         | 22.867                          |
| 109          | 16  | 295.09         | 123.679                         |

Tableau 54: mesures limitatives de liberté : isolement sur indication psychiatrique (intensité) au sein des cliniques de psychiatrie forensique

Mesures limitatives de liberté : Isolement sur indication infectiologique/somatique (intensité)

| Clinique     | Intensité de l'isolement sur indication infectiologique/somatique (fréquence*durée) |                |                                 |
|--------------|---|----------------|---------------------------------|
|              | Valide N  | Moyenne        | Écart type de la valeur moyenne |
| <b>Total</b> | <b>2</b>  | <b>103.500</b> | <b>13</b>                       |
| 106          | 1   | 116.50         | -                               |
| 107          | 1   | 90.50          | -                               |

Tableau 55: mesures limitatives de liberté : isolement sur indication infectiologique/somatique (intensité) au sein des cliniques de psychiatrie forensique

**Remarque :**

Seules les cliniques ayant utilisé au moins une fois ces MLL sont visibles dans le tableau.

Mesures limitatives de liberté : Immobilisation (intensité)

| Clinique     | Intensité de l'immobilisation (fréquence*durée) |               |                                 |
|--------------|---|---------------|---------------------------------|
|              | Valide N  | Moyenne       | Écart type de la valeur moyenne |
| <b>Total</b> | <b>28</b>                                       | <b>23.408</b> | <b>6.899</b>                    |
| 101          | 10  | 26.83         | 8.045                           |
| 102          | 1   | 22.05         | -                               |
| 103          | 1   | 4.50          | -                               |
| 105          | 4   | 51.48         | 44.265                          |
| 106          | 5   | 10.22         | 3.925                           |
| 107          | 4   | 19.75         | 9.352                           |
| 109          | 3   | 8.19          | 2.593                           |

Tableau 56: mesures limitatives de liberté : immobilisation (intensité) au sein des cliniques de psychiatrie forensique

Mesures limitatives de liberté : Médication contre le gré (fréquence)

| Clinique     | Médication contre le gré (fréquence/cas) |               |                                 |
|--------------|--|---------------|---------------------------------|
|              | Valide N                                 | Moyenne       | Écart type de la valeur moyenne |
| <b>Total</b> | <b>76</b>                                | <b>14.566</b> | <b>4.868</b>                    |
| 101          | 13                                       | 1.39          | 0.180                           |
| 102          | 14                                       | 20.07         | 18.390                          |
| 104          | 10                                       | 1.70          | 0.473                           |
| 105          | 4  | 6.75          | 3.473                           |
| 106          | 4  | 1.50          | 0.500                           |
| 107          | 31                                       | 24.45         | 8.364                           |

Tableau 57: mesures limitatives de liberté : médication contre le gré (fréquence) au sein des cliniques de psychiatrie forensique

**Remarque :**

Seules les cliniques ayant utilisé au moins une fois ces MLL sont visibles dans le tableau.

Mesures limitatives de liberté : Limitations du mouvement (fréquence)

| Clinique     | Limitations du mouvement (fréquence/cas) |              |                                 |
|--------------|--|--------------|---------------------------------|
|              | Valide N                                 | Moyenne      | Écart type de la valeur moyenne |
| <b>Total</b> | <b>3</b>                                 | <b>1.000</b> | <b>0.000</b>                    |
| 102          | 2  | 1.00         | 0.000                           |
| 106          | 1  | 1.00         | -                               |

Tableau 58: mesures limitatives de liberté : limitations du mouvement (fréquence) au sein des cliniques de psychiatrie forensique

Mesures limitatives de liberté : Maintien ferme (intensité)

| Clinique     | Intensité maintien ferme (fréquence*durée) |              |                                 |
|--------------|--|--------------|---------------------------------|
|              | Valide N                                   | Moyenne      | Écart type de la valeur moyenne |
| <b>Total</b> | <b>2</b>                                   | <b>0.458</b> | <b>0.208</b>                    |
| 103          | 1  | 0.25         | -                               |
| 107          | 1  | 0.67         | -                               |

Tableau 59: mesures limitatives de liberté : maintien ferme (intensité) au sein des cliniques de psychiatrie forensique

**Remarque :**

Seules les cliniques ayant utilisé au moins une fois ces MLL sont visibles dans le tableau.

## A6. Résultats de mesure (cliniques de psychiatrie gériatrique)

Évaluation par des tiers de l'importance des symptômes : Valeur de comparaison HoNOS

| Clinique | Valide N | Paramètre de qualité |                                     | Valeur de comparaison |                | IC simple de la valeur de comparaison |                            | IC simultané de la valeur de comparaison |                            |
|----------|----------|----------------------|-------------------------------------|-----------------------|----------------|---------------------------------------|----------------------------|--|----------------------------|
|          |          | Moyenne              | Marge d'erreur de la valeur moyenne | Valeur de comparaison | Marge d'erreur | IC 95% (limite inférieure)            | IC 95% (limite supérieure) | IC 95% (limite inférieure)               | IC 95% (limite supérieure) |
| 501      | 87       | 7.479                | 0.648                               | -1.901                | 0.646          | -3.166                                | -0.636                     | -3.930                                   | 0.128                      |
| 502      | 369      | 9.195                | 0.360                               | -0.185                | 0.356          | -0.884                                | 0.513                      | -1.305                                   | 0.934                      |
| 503      | 195      | 10.994               | 0.442                               | 1.614                 | 0.439          | 0.754                                 | 2.474                      | 0.236                                    | 2.992                      |
| 504      | 156      | 9.433                | 0.496                               | 0.053                 | 0.493          | -0.913                                | 1.018                      | -1.496                                   | 1.601                      |
| 505      | 640      | 9.340                | 0.311                               | -0.040                | 0.306          | -0.641                                | 0.560                      | -1.003                                   | 0.923                      |
| 506      | 322      | 8.277                | 0.353                               | -1.103                | 0.349          | -1.787                                | -0.419                     | -2.200                                   | -0.007                     |
| 507      | 144      | 10.614               | 0.553                               | 1.234                 | 0.550          | 0.156                                 | 2.312                      | -0.494                                   | 2.962                      |
| 508      | 320      | 7.957                | 0.399                               | -1.424                | 0.395          | -2.199                                | -0.648                     | -2.667                                   | -0.181                     |
| 509      | 508      | 9.565                | 0.547                               | 0.184                 | 0.544          | -0.882                                | 1.251                      | -1.526                                   | 1.895                      |
| 510      | 266      | 12.152               | 0.447                               | 2.772                 | 0.444          | 1.901                                 | 3.642                      | 1.376                                    | 4.167                      |
| 511      | 326      | 10.260               | 0.342                               | 0.880                 | 0.338          | 0.218                                 | 1.542                      | -0.182                                   | 1.942                      |
| 512      | 513      | 7.010                | 0.301                               | -2.370                | 0.297          | -2.952                                | -1.789                     | -3.302                                   | -1.438                     |
| 513      | 428      | 7.324                | 0.305                               | -2.056                | 0.300          | -2.644                                | -1.469                     | -2.998                                   | -1.114                     |
| 514      | 832      | 12.154               | 0.302                               | 2.774                 | 0.297          | 2.193                                 | 3.356                      | 1.842                                    | 3.707                      |
| 515      | 240      | 10.344               | 0.402                               | 0.964                 | 0.399          | 0.182                                 | 1.746                      | -0.289                                   | 2.218                      |
| 516      | 620      | 8.583                | 0.305                               | -0.797                | 0.300          | -1.385                                | -0.209                     | -1.740                                   | 0.146                      |
| 517      | 586      | 12.403               | 0.277                               | 3.022                 | 0.272          | 2.489                                 | 3.556                      | 2.167                                    | 3.878                      |
| 518      | 336      | 9.148                | 0.381                               | -0.232                | 0.377          | -0.971                                | 0.506                      | -1.416                                   | 0.952                      |
| 519      | 270      | 8.392                | 0.515                               | -0.988                | 0.512          | -1.991                                | 0.015                      | -2.597                                   | 0.620                      |
| 520      | 317      | 8.254                | 0.507                               | -1.127                | 0.504          | -2.114                                | -0.139                     | -2.710                                   | 0.457                      |
| 521      | 410      | 9.675                | 0.405                               | 0.295                 | 0.401          | -0.492                                | 1.082                      | -0.966                                   | 1.557                      |
| 522      | 441      | 9.678                | 0.305                               | 0.298                 | 0.300          | -0.290                                | 0.886                      | -0.645                                   | 1.241                      |
| 523      | 294      | 8.004                | 0.482                               | -1.377                | 0.479          | -2.317                                | -0.437                     | -2.884                                   | 0.130                      |
| 524      | 399      | 5.881                | 0.404                               | -3.499                | 0.401          | -4.285                                | -2.714                     | -4.759                                   | -2.240                     |
| 525      | 410      | 7.997                | 0.484                               | -1.383                | 0.481          | -2.326                                | -0.440                     | -2.895                                   | 0.129                      |
| 526      | 256      | 10.489               | 0.394                               | 1.108                 | 0.390          | 0.343                                 | 1.874                      | -0.119                                   | 2.336                      |
| 527      | 202      | 7.337                | 0.520                               | -2.043                | 0.517          | -3.057                                | -1.029                     | -3.669                                   | -0.417                     |
| 528      | 276      | 8.356                | 0.367                               | -1.024                | 0.363          | -1.736                                | -0.312                     | -2.165                                   | 0.117                      |
| 529      | 136      | 11.179               | 0.527                               | 1.799                 | 0.525          | 0.771                                 | 2.827                      | 0.150                                    | 3.448                      |
| 530      | 261      | 12.124               | 0.461                               | 2.743                 | 0.458          | 1.846                                 | 3.641                      | 1.304                                    | 4.183                      |

Tableau 60: évaluation par des tiers de l'importance des symptômes : valeur de comparaison HoNOS au sein des cliniques de psychiatrie gériatrique

Mesures limitatives de liberté : Proportion des cas concernés

| Clinique     | Nombre        | Cas concernés au moins par une MLL |              |
|--------------|---------------|------------------------------------|--------------|
|              |               | Nombre                             | Pourcentage  |
| <b>Total</b> | <b>11,010</b> | <b>1,853</b>                       | <b>16.8%</b> |
| 501          | 87            | 21                                 | 24.1%        |
| 502          | 373           | 82                                 | 22.0%        |
| 503          | 197           | 16                                 | 8.1%         |
| 504          | 162           | 7                                  | 4.3%         |
| 505          | 655           | 113                                | 17.3%        |
| 506          | 329           | 75                                 | 22.8%        |
| 507          | 156           | 7                                  | 4.5%         |
| 508          | 322           | 22                                 | 6.8%         |
| 509          | 546           | 176                                | 32.2%        |
| 510          | 277           | 28                                 | 10.1%        |
| 511          | 349           | 72                                 | 20.6%        |
| 512          | 538           | 65                                 | 12.1%        |
| 513          | 441           | 89                                 | 20.2%        |
| 514          | 890           | 170                                | 19.1%        |
| 515          | 252           | 19                                 | 7.5%         |
| 516          | 640           | 71                                 | 11.1%        |
| 517          | 606           | 74                                 | 12.2%        |
| 518          | 369           | 81                                 | 22.0%        |
| 519          | 282           | 48                                 | 17.0%        |
| 520          | 322           | 127                                | 39.4%        |
| 521          | 429           | 78                                 | 18.2%        |
| 522          | 477           | 98                                 | 20.5%        |
| 523          | 298           | 30                                 | 10.1%        |
| 524          | 405           | 76                                 | 18.8%        |
| 525          | 434           | 42                                 | 9.7%         |
| 526          | 266           | 6                                  | 2.3%         |
| 527          | 207           | 6                                  | 2.9%         |
| 528          | 282           | 34                                 | 12.1%        |
| 529          | 143           | 5                                  | 3.5%         |
| 530          | 276           | 115                                | 41.7%        |

Tableau 61: mesures limitatives de liberté : proportion des cas concernés au sein de la psychiatrie gériatrique

Mesures limitatives de liberté : Isolement sur indication psychiatrique (intensité)

| Clinique     | Intensité de l'isolement sur indication psychiatrique (fréquence*durée) |               |                                 |
|--------------|---|---------------|---------------------------------|
|              | Valide N  | Moyenne       | Écart type de la valeur moyenne |
| <b>Total</b> | <b>1,020</b>  | <b>97.115</b> | <b>7.774</b>                    |
| 501          | 9   | 93.98         | 64.213                          |
| 502          | 19  | 177.58        | 42.051                          |
| 503          | 3   | 81.11         | 16.385                          |
| 504          | 2   | 137.74        | 72.958                          |
| 505          | 66  | 61.77         | 12.242                          |
| 506          | 14  | 172.11        | 54.198                          |
| 508          | 1   | 10.15         | -                               |
| 509          | 140   | 322.33        | 46.729                          |
| 510          | 28  | 57.28         | 17.443                          |
| 511          | 47  | 85.28         | 18.061                          |
| 512          | 40  | 21.06         | 5.862                           |
| 513          | 77  | 31.08         | 6.786                           |
| 514          | 104   | 55.85         | 10.914                          |
| 515          | 8   | 12.91         | 7.221                           |
| 516          | 39  | 61.32         | 20.114                          |
| 517          | 50  | 59.73         | 12.250                          |
| 518          | 15  | 36.61         | 20.617                          |
| 519          | 46  | 8.74          | 1.596                           |
| 520          | 20  | 51.84         | 16.161                          |
| 521          | 45  | 122.04        | 29.188                          |
| 522          | 76  | 63.11         | 10.162                          |
| 523          | 23  | 68.78         | 19.396                          |
| 525          | 27  | 36.75         | 11.427                          |
| 526          | 5   | 13.05         | 5.979                           |
| 527          | 3   | 34.42         | 13.414                          |
| 528          | 5   | 6.37          | 2.443                           |
| 529          | 5   | 92.54         | 49.894                          |
| 530          | 103   | 68.40         | 16.005                          |

Tableau 62: mesures limitatives de liberté : isolement sur indication psychiatrique (intensité) au sein de la psychiatrie gériatrique

Mesures limitatives de liberté : Isolement sur indication infectiologique/somatique (intensité)

| Clinique     | Intensité de l'isolement sur indication infectiologique/somatique<br>(fréquence*durée) |                |                                 |
|--------------|--|----------------|---------------------------------|
|              | Valide N   | Moyenne        | Écart type de la valeur moyenne |
| <b>Total</b> | <b>159</b>   | <b>108.148</b> | <b>7.636</b>                    |
| 502          | 23   | 142.87         | 20.617                          |
| 505          | 36   | 100.22         | 13.542                          |
| 506          | 1  | 72.00          | -                               |
| 514          | 63   | 109.06         | 13.396                          |
| 515          | 1  | 49.30          | -                               |
| 518          | 4  | 140.19         | 119.723                         |
| 523          | 5  | 103.60         | 23.968                          |
| 525          | 3  | 29.00          | 9.849                           |
| 530          | 23   | 93.21          | 11.809                          |

Tableau 63: mesures limitatives de liberté : isolement sur indication infectiologique/somatique (intensité) au sein de la psychiatrie gériatrique

**Remarque :**

Seules les cliniques ayant utilisé au moins une fois ces MLL sont visibles dans le tableau.

Mesures limitatives de liberté : Immobilisation (intensité)

| Clinique     | Intensité de l'immobilisation (fréquence*durée) |               |                                 |
|--------------|---|---------------|---------------------------------|
|              | Valide N  | Moyenne       | Écart type de la valeur moyenne |
| <b>Total</b> | <b>70</b>                                       | <b>17.322</b> | <b>3.049</b>                    |
| 501          | 1   | 0.58          | -                               |
| 502          | 4   | 0.18          | 0.051                           |
| 503          | 2   | 0.99          | 0.825                           |
| 504          | 1   | 124.73        | -                               |
| 507          | 1   | 24.07         | -                               |
| 508          | 6   | 9.66          | 1.756                           |
| 509          | 14  | 31.33         | 7.669                           |
| 511          | 13  | 22.21         | 9.013                           |
| 512          | 4   | 5.32          | 2.278                           |
| 513          | 2   | 7.41          | 6.158                           |
| 515          | 2   | 5.75          | 3.500                           |
| 516          | 1   | 2.75          | -                               |
| 517          | 5   | 8.05          | 3.218                           |



| Clinique | Intensité de l'immobilisation (fréquence*durée) |         |                                 |
|----------|---|---------|---------------------------------|
|          | Valide N  | Moyenne | Écart type de la valeur moyenne |
| 521      | 2   | 37.56   | 0.875                           |
| 522      | 8   | 11.81   | 3.213                           |
| 524      | 1   | 4.65    | -                               |
| 525      | 2   | 4.38    | 3.375                           |
| 528      | 1   | 1.50    | -                               |

Tableau 64: mesures limitatives de liberté : immobilisation (intensité) au sein de la psychiatrie gériatrique

Mesures limitatives de liberté : Médication contre le gré (fréquence)

| Clinique     | Médication contre le gré (fréquence/cas) |              |                                 |
|--------------|--|--------------|---------------------------------|
|              | Valide N                                 | Moyenne      | Écart type de la valeur moyenne |
| <b>Total</b> | <b>435</b>                               | <b>3.761</b> | <b>0.494</b>                    |
| 501          | 10                                       | 2.40         | 0.718                           |
| 502          | 32                                       | 2.91         | 0.584                           |
| 503          | 6  | 1.33         | 0.333                           |
| 504          | 5  | 1.80         | 0.374                           |
| 505          | 40                                       | 8.07         | 1.721                           |
| 506          | 20                                       | 1.30         | 0.147                           |
| 507          | 5  | 1.20         | 0.200                           |
| 508          | 13                                       | 1.69         | 0.536                           |
| 509          | 7  | 33.29        | 8.861                           |
| 510          | 10                                       | 1.20         | 0.133                           |
| 511          | 8  | 1.12         | 0.125                           |
| 512          | 12                                       | 2.92         | 1.395                           |
| 513          | 18                                       | 1.17         | 0.090                           |
| 514          | 53                                       | 2.15         | 0.274                           |
| 515          | 9  | 1.22         | 0.147                           |
| 516          | 24                                       | 16.58        | 6.678                           |
| 517          | 5  | 1.40         | 0.245                           |
| 518          | 27                                       | 2.26         | 0.387                           |
| 519          | 26                                       | 1.58         | 0.201                           |
| 520          | 4  | 1.50         | 0.289                           |
| 521          | 25                                       | 1.44         | 0.183                           |
| 522          | 28                                       | 1.46         | 0.150                           |
| 523          | 7  | 4.43         | 1.998                           |
| 524          | 1  | 1.00         | -                               |
| 525          | 5  | 1.80         | 0.583                           |

| Clinique | Médication contre le gré (fréquence/cas) |         |                                 |
|----------|--|---------|---------------------------------|
|          | Valide N                                 | Moyenne | Écart type de la valeur moyenne |
| 526      | 3  | 3.00    | 2.000                           |
| 527      | 2  | 1.00    | 0.000                           |
| 528      | 9  | 1.67    | 0.441                           |
| 530      | 21                                       | 1.57    | 0.202                           |

Tableau 65: mesures limitatives de liberté : médication contre le gré (fréquence) au sein de la psychiatrie gériatrique

Mesures limitatives de liberté : Limitations du mouvement (fréquence)

| Clinique     | Limitations du mouvement (fréquence/cas) |               |                                 |
|--------------|--|---------------|---------------------------------|
|              | Valide N                                 | Moyenne       | Écart type de la valeur moyenne |
| <b>Total</b> | <b>650</b>                               | <b>10.972</b> | <b>0.940</b>                    |
| 501          | 5  | 1.40          | 0.400                           |
| 502          | 9  | 1.11          | 0.111                           |
| 503          | 6  | 1.00          | 0.000                           |
| 505          | 1  | 1.00          | -                               |
| 506          | 59                                       | 1.73          | 0.110                           |
| 507          | 2  | 1.00          | 0.000                           |
| 509          | 69                                       | 3.26          | 0.421                           |
| 511          | 34                                       | 5.91          | 1.146                           |
| 512          | 23                                       | 10.96         | 2.597                           |
| 513          | 9  | 3.33          | 0.577                           |
| 514          | 1  | 1.00          | -                               |
| 515          | 7  | 1.00          | 0.000                           |
| 516          | 19                                       | 1.16          | 0.086                           |
| 517          | 41                                       | 14.71         | 3.660                           |
| 518          | 55                                       | 8.91          | 1.172                           |
| 520          | 117                                      | 33.17         | 4.151                           |
| 521          | 41                                       | 8.93          | 1.908                           |
| 522          | 22                                       | 11.86         | 3.430                           |
| 523          | 6  | 29.83         | 18.396                          |
| 524          | 76                                       | 5.13          | 0.698                           |
| 525          | 15                                       | 3.07          | 1.236                           |
| 527          | 3  | 1.00          | 0.000                           |
| 528          | 30                                       | 1.57          | 0.104                           |

Tableau 66 mesures limitatives de liberté : limitations du mouvement (fréquence) au sein de la psychiatrie gériatrique

Mesures limitatives de liberté : Maintien ferme (intensité)

| Clinique     | Intensité maintien ferme (fréquence*durée) |              |                                 |
|--------------|--|--------------|---------------------------------|
|              | Valide N                                   | Moyenne      | Écart type de la valeur moyenne |
| <b>Total</b> | <b>36</b>                                  | <b>1.088</b> | <b>0.426</b>                    |
| 502          | 4  | 3.64         | 3.554                           |
| 503          | 1  | 0.50         | -                               |
| 511          | 4  | 0.40         | 0.092                           |
| 512          | 16   | 0.69         | 0.380                           |
| 515          | 2  | 0.08         | 0.000                           |
| 516          | 1  | 1.00         | -                               |
| 518          | 2  | 1.12         | 0.875                           |
| 525          | 3  | 2.34         | 0.498                           |
| 528          | 3  | 0.36         | 0.073                           |

Tableau 67: mesures limitatives de liberté : maintien ferme (intensité) au sein de la psychiatrie gériatrique

**Remarque :**

Seules les cliniques ayant utilisé au moins une fois ces MLL sont visibles dans le tableau.

## A7. Qualité des données

### Qualité des données – HoNOS total (y compris admission/sortie et MB) (en pourcent)

| Clinique | Total | Complet<br>(évaluable) | Incomplet<br>(évaluable) | Drop-out<br>(non<br>influençable) | Drop-out<br>(influençable) | Non<br>évaluable<br>(insuffisant) | Non<br>évaluable<br>(manquant) |
|----------|-------|------------------------|--------------------------|-----------------------------------|----------------------------|-----------------------------------|--------------------------------|
| Total    | 100%  | <b>58.3%</b>           | <b>35.6%</b>             | 3.6%                              | 0.9%                       | 0.9%                              | 0.8%                           |
| 01       | 100%  | <b>81.7%</b>           | <b>17.7%</b>             | 0.1%                              | 0.3%                       | 0.1%                              | 0.0%                           |
| 02       | 100%  | <b>64.8%</b>           | <b>32.0%</b>             | 0.8%                              | 0.3%                       | 2.1%                              | 0.0%                           |
| 03       | 100%  | <b>28.2%</b>           | <b>60.7%</b>             | 7.4%                              | 1.2%                       | 0.2%                              | 2.2%                           |
| 04       | 100%  | <b>93.3%</b>           | <b>6.7%</b>              | 0.0%                              | 0.0%                       | 0.0%                              | 0.0%                           |
| 05       | 100%  | <b>88.4%</b>           | <b>8.4%</b>              | 1.3%                              | 0.3%                       | 1.6%                              | 0.0%                           |
| 06       | 100%  | <b>21.8%</b>           | <b>74.8%</b>             | 2.7%                              | 0.7%                       | 0.0%                              | 0.0%                           |
| 07       | 100%  | <b>16.8%</b>           | <b>72.3%</b>             | 7.6%                              | 0.0%                       | 2.2%                              | 1.0%                           |
| 08       | 100%  | <b>4.1%</b>            | <b>87.0%</b>             | 5.7%                              | 1.0%                       | 1.5%                              | 0.7%                           |
| 10       | 100%  | <b>97.1%</b>           | <b>0.0%</b>              | 2.9%                              | 0.0%                       | 0.0%                              | 0.0%                           |
| 11       | 100%  | <b>89.3%</b>           | <b>9.3%</b>              | 1.3%                              | 0.2%                       | 0.0%                              | 0.0%                           |
| 12       | 100%  | <b>93.0%</b>           | <b>5.3%</b>              | 1.6%                              | 0.2%                       | 0.0%                              | 0.0%                           |
| 13       | 100%  | <b>61.1%</b>           | <b>32.4%</b>             | 6.2%                              | 0.0%                       | 0.1%                              | 0.2%                           |
| 14       | 100%  | <b>100.0%</b>          | <b>0.0%</b>              | 0.0%                              | 0.0%                       | 0.0%                              | 0.0%                           |
| 15       | 100%  | <b>33.8%</b>           | <b>51.5%</b>             | 4.4%                              | 1.0%                       | 0.0%                              | 9.3%                           |
| 16       | 100%  | <b>93.3%</b>           | <b>3.9%</b>              | 2.8%                              | 0.0%                       | 0.0%                              | 0.0%                           |
| 17       | 100%  | <b>70.8%</b>           | <b>27.6%</b>             | 0.2%                              | 0.2%                       | 1.3%                              | 0.0%                           |
| 18       | 100%  | <b>97.1%</b>           | <b>1.3%</b>              | 0.6%                              | 1.0%                       | 0.0%                              | 0.0%                           |
| 19       | 100%  | <b>70.5%</b>           | <b>27.2%</b>             | 1.0%                              | 0.0%                       | 1.2%                              | 0.0%                           |
| 20       | 100%  | <b>74.9%</b>           | <b>0.0%</b>              | 6.1%                              | 19.0%                      | 0.0%                              | 0.0%                           |
| 21       | 100%  | <b>39.4%</b>           | <b>53.5%</b>             | 6.4%                              | 0.5%                       | 0.0%                              | 0.2%                           |
| 22       | 100%  | <b>66.7%</b>           | <b>29.3%</b>             | 3.4%                              | 0.6%                       | 0.0%                              | 0.0%                           |
| 23       | 100%  | <b>89.7%</b>           | <b>9.9%</b>              | 0.2%                              | 0.2%                       | 0.0%                              | 0.0%                           |
| 24       | 100%  | <b>82.3%</b>           | <b>10.7%</b>             | 2.0%                              | 5.0%                       | 0.0%                              | 0.0%                           |
| 25       | 100%  | <b>56.4%</b>           | <b>3.4%</b>              | 0.0%                              | 0.0%                       | 0.0%                              | 40.2%                          |
| 26       | 100%  | <b>18.5%</b>           | <b>71.2%</b>             | 4.6%                              | 0.0%                       | 4.1%                              | 1.7%                           |
| 27       | 100%  | <b>80.1%</b>           | <b>19.1%</b>             | 0.7%                              | 0.0%                       | 0.0%                              | 0.0%                           |
| 28       | 100%  | <b>81.1%</b>           | <b>12.1%</b>             | 6.8%                              | 0.0%                       | 0.0%                              | 0.0%                           |
| 29       | 100%  | <b>95.7%</b>           | <b>4.3%</b>              | 0.0%                              | 0.0%                       | 0.0%                              | 0.0%                           |
| 30       | 100%  | <b>50.0%</b>           | <b>43.6%</b>             | 4.1%                              | 0.6%                       | 1.3%                              | 0.4%                           |
| 31       | 100%  | <b>89.4%</b>           | <b>10.6%</b>             | 0.0%                              | 0.0%                       | 0.0%                              | 0.0%                           |
| 32       | 100%  | <b>65.9%</b>           | <b>20.5%</b>             | 3.9%                              | 0.1%                       | 1.6%                              | 7.9%                           |
| 33       | 100%  | <b>52.6%</b>           | <b>39.8%</b>             | 3.4%                              | 1.3%                       | 2.6%                              | 0.3%                           |
| 34       | 100%  | <b>76.0%</b>           | <b>17.1%</b>             | 4.6%                              | 0.2%                       | 0.3%                              | 1.9%                           |
| 35       | 100%  | <b>71.5%</b>           | <b>19.4%</b>             | 8.3%                              | 0.5%                       | 0.1%                              | 0.3%                           |
| 36       | 100%  | <b>79.0%</b>           | <b>17.8%</b>             | 2.0%                              | 0.1%                       | 1.1%                              | 0.0%                           |
| 37       | 100%  | <b>74.9%</b>           | <b>14.9%</b>             | 9.9%                              | 0.0%                       | 0.3%                              | 0.0%                           |
| 38       | 100%  | <b>82.6%</b>           | <b>17.0%</b>             | 0.0%                              | 0.3%                       | 0.0%                              | 0.0%                           |
| 39       | 100%  | <b>77.6%</b>           | <b>16.2%</b>             | 5.1%                              | 0.0%                       | 0.5%                              | 0.6%                           |
| 40       | 100%  | <b>86.2%</b>           | <b>10.7%</b>             | 1.5%                              | 0.1%                       | 0.2%                              | 1.3%                           |

| Clinique | Total | Complet<br>(évaluable) | Incomplet<br>(évaluable) | Drop-out<br>(non<br>influçnable) | Drop-out<br>(influçnable) | Non<br>évaluable<br>(insuffisant) | Non<br>évaluable<br>(manquant) |
|----------|-------|------------------------|--------------------------|----------------------------------|---------------------------|-----------------------------------|--------------------------------|
| 42       | 100%  | 0.0%                   | 85.3%                    | 1.9%                             | 12.8%                     | 0.0%                              | 0.0%                           |
| 43       | 100%  | 61.1%                  | 26.5%                    | 0.2%                             | 2.8%                      | 9.5%                              | 0.0%                           |
| 44       | 100%  | 96.1%                  | 1.9%                     | 1.9%                             | 0.0%                      | 0.0%                              | 0.0%                           |
| 45       | 100%  | 0.0%                   | 94.2%                    | 2.7%                             | 2.7%                      | 0.4%                              | 0.0%                           |
| 46       | 100%  | 43.9%                  | 47.5%                    | 8.1%                             | 0.0%                      | 0.0%                              | 0.5%                           |
| 47       | 100%  | 88.5%                  | 4.1%                     | 0.7%                             | 0.0%                      | 0.7%                              | 6.1%                           |
| 48       | 100%  | 33.4%                  | 62.8%                    | 0.8%                             | 0.0%                      | 3.0%                              | 0.0%                           |
| 49       | 100%  | 54.8%                  | 43.3%                    | 0.2%                             | 1.6%                      | 0.1%                              | 0.1%                           |
| 50       | 100%  | 71.7%                  | 25.9%                    | 1.2%                             | 0.2%                      | 1.0%                              | 0.0%                           |
| 51       | 100%  | 80.2%                  | 18.5%                    | 1.3%                             | 0.0%                      | 0.0%                              | 0.0%                           |
| 52       | 100%  | 82.4%                  | 12.5%                    | 5.1%                             | 0.0%                      | 0.0%                              | 0.0%                           |
| 53       | 100%  | 77.7%                  | 13.3%                    | 0.4%                             | 1.7%                      | 0.4%                              | 6.4%                           |
| 54       | 100%  | 44.2%                  | 42.6%                    | 5.1%                             | 6.2%                      | 1.9%                              | 0.0%                           |
| 55       | 100%  | 87.6%                  | 11.2%                    | 0.3%                             | 0.0%                      | 1.0%                              | 0.0%                           |
| 56       | 100%  | 71.2%                  | 24.4%                    | 4.3%                             | 0.0%                      | 0.0%                              | 0.1%                           |
| 57       | 100%  | 95.4%                  | 3.8%                     | 0.2%                             | 0.6%                      | 0.0%                              | 0.0%                           |
| 58       | 100%  | 48.2%                  | 47.6%                    | 3.9%                             | 0.0%                      | 0.2%                              | 0.0%                           |
| 59       | 100%  | 81.9%                  | 14.5%                    | 2.6%                             | 0.0%                      | 0.3%                              | 0.8%                           |
| 60       | 100%  | 69.6%                  | 30.4%                    | 0.0%                             | 0.0%                      | 0.0%                              | 0.0%                           |
| 61       | 100%  | 72.8%                  | 25.8%                    | 0.0%                             | 0.0%                      | 1.4%                              | 0.0%                           |
| 62       | 100%  | 100.0%                 | 0.0%                     | 0.0%                             | 0.0%                      | 0.0%                              | 0.0%                           |
| 63       | 100%  | 94.2%                  | 3.7%                     | 2.0%                             | 0.0%                      | 0.0%                              | 0.0%                           |
| 65       | 100%  | 79.6%                  | 19.9%                    | 0.0%                             | 0.5%                      | 0.0%                              | 0.0%                           |
| 66       | 100%  | 33.9%                  | 44.3%                    | 0.9%                             | 1.8%                      | 13.3%                             | 5.7%                           |
| 67       | 100%  | 100.0%                 | 0.0%                     | 0.0%                             | 0.0%                      | 0.0%                              | 0.0%                           |
| 69       | 100%  | 97.5%                  | 2.0%                     | 0.5%                             | 0.0%                      | 0.0%                              | 0.0%                           |
| 70       | 100%  | 81.1%                  | 16.8%                    | 2.1%                             | 0.0%                      | 0.0%                              | 0.0%                           |
| 71       | 100%  | 50.1%                  | 41.1%                    | 5.0%                             | 1.2%                      | 2.5%                              | 0.2%                           |
| 72       | 100%  | 43.8%                  | 56.2%                    | 0.0%                             | 0.0%                      | 0.0%                              | 0.0%                           |
| 73       | 100%  | 52.6%                  | 41.8%                    | 5.2%                             | 0.0%                      | 0.2%                              | 0.2%                           |
| 74       | 100%  | 35.1%                  | 56.3%                    | 8.6%                             | 0.0%                      | 0.0%                              | 0.0%                           |
| 75       | 100%  | 85.3%                  | 11.1%                    | 3.3%                             | 0.0%                      | 0.0%                              | 0.3%                           |
| 76       | 100%  | 91.9%                  | 7.2%                     | 0.9%                             | 0.0%                      | 0.0%                              | 0.0%                           |
| 77       | 100%  | 20.5%                  | 74.7%                    | 4.8%                             | 0.0%                      | 0.0%                              | 0.0%                           |
| 78       | 100%  | 26.8%                  | 68.3%                    | 3.7%                             | 0.0%                      | 1.2%                              | 0.0%                           |
| 79       | 100%  | 11.9%                  | 83.5%                    | 3.9%                             | 0.0%                      | 0.3%                              | 0.5%                           |
| 82       | 100%  | 29.3%                  | 60.2%                    | 7.5%                             | 1.7%                      | 1.3%                              | 0.0%                           |
| 83       | 100%  | 55.7%                  | 40.4%                    | 2.7%                             | 1.2%                      | 0.0%                              | 0.0%                           |
| 85       | 100%  | 7.9%                   | 89.5%                    | 0.0%                             | 0.0%                      | 0.0%                              | 2.6%                           |
| 86       | 100%  | 97.3%                  | 2.7%                     | 0.0%                             | 0.0%                      | 0.0%                              | 0.0%                           |
| 87       | 100%  | 41.7%                  | 44.4%                    | 4.5%                             | 1.8%                      | 0.4%                              | 7.2%                           |
| 88       | 100%  | 31.1%                  | 68.0%                    | 0.0%                             | 0.0%                      | 0.8%                              | 0.0%                           |
| 89       | 100%  | 78.6%                  | 18.6%                    | 0.0%                             | 1.4%                      | 1.4%                              | 0.0%                           |
| 90       | 100%  | 90.2%                  | 4.9%                     | 0.0%                             | 2.4%                      | 0.0%                              | 2.4%                           |

| Clinique | Total | <b>Complet<br/>(évaluable)</b> | <b>Incomplet<br/>(évaluable)</b> | Drop-out<br>(non<br>influçnable) | Drop-out<br>(influçnable) | Non<br>évaluable<br>(insuffisant) | Non<br>évaluable<br>(manquant) |
|----------|-------|--------------------------------|----------------------------------|----------------------------------|---------------------------|-----------------------------------|--------------------------------|
| 92       | 100%  | <b>38.9%</b>                   | <b>50.4%</b>                     | 4.6%                             | 0.8%                      | 0.8%                              | 4.6%                           |
| 93       | 100%  | <b>94.8%</b>                   | <b>2.6%</b>                      | 2.1%                             | 0.5%                      | 0.0%                              | 0.0%                           |
| 94       | 100%  | <b>63.5%</b>                   | <b>15.5%</b>                     | 8.3%                             | 0.0%                      | 1.1%                              | 11.6%                          |
| 95       | 100%  | <b>89.8%</b>                   | <b>4.4%</b>                      | 1.0%                             | 3.4%                      | 1.5%                              | 0.0%                           |
| 96       | 100%  | <b>0.0%</b>                    | <b>97.5%</b>                     | 1.0%                             | 0.0%                      | 0.0%                              | 1.5%                           |
| 97       | 100%  | <b>99.1%</b>                   | <b>0.7%</b>                      | 0.2%                             | 0.0%                      | 0.0%                              | 0.0%                           |
| 98       | 100%  | <b>62.1%</b>                   | <b>23.3%</b>                     | 0.6%                             | 0.0%                      | 12.0%                             | 1.9%                           |
| 99       | 100%  | <b>79.2%</b>                   | <b>17.7%</b>                     | 3.2%                             | 0.0%                      | 0.0%                              | 0.0%                           |
| 101      | 100%  | <b>45.3%</b>                   | <b>44.0%</b>                     | 5.3%                             | 0.0%                      | 5.3%                              | 0.0%                           |
| 102      | 100%  | <b>15.9%</b>                   | <b>73.7%</b>                     | 0.3%                             | 0.0%                      | 2.4%                              | 7.6%                           |
| 103      | 100%  | <b>80.0%</b>                   | <b>20.0%</b>                     | 0.0%                             | 0.0%                      | 0.0%                              | 0.0%                           |
| 104      | 100%  | <b>6.3%</b>                    | <b>88.9%</b>                     | 0.0%                             | 4.8%                      | 0.0%                              | 0.0%                           |
| 105      | 100%  | <b>81.2%</b>                   | <b>18.8%</b>                     | 0.0%                             | 0.0%                      | 0.0%                              | 0.0%                           |
| 106      | 100%  | <b>3.7%</b>                    | <b>71.6%</b>                     | 7.3%                             | 0.0%                      | 0.9%                              | 16.5%                          |
| 107      | 100%  | <b>0.9%</b>                    | <b>84.3%</b>                     | 5.2%                             | 1.7%                      | 6.1%                              | 1.7%                           |
| 109      | 100%  | <b>66.7%</b>                   | <b>28.6%</b>                     | 0.0%                             | 0.0%                      | 0.0%                              | 4.8%                           |
| 121      | 100%  | <b>72.8%</b>                   | <b>19.1%</b>                     | 1.7%                             | 5.2%                      | 0.0%                              | 1.2%                           |
| 122      | 100%  | <b>84.1%</b>                   | <b>8.2%</b>                      | 2.2%                             | 5.5%                      | 0.0%                              | 0.0%                           |
| 501      | 100%  | <b>24.1%</b>                   | <b>75.9%</b>                     | 0.0%                             | 0.0%                      | 0.0%                              | 0.0%                           |
| 502      | 100%  | <b>50.7%</b>                   | <b>48.3%</b>                     | 1.1%                             | 0.0%                      | 0.0%                              | 0.0%                           |
| 503      | 100%  | <b>28.9%</b>                   | <b>70.1%</b>                     | 1.0%                             | 0.0%                      | 0.0%                              | 0.0%                           |
| 504      | 100%  | <b>87.0%</b>                   | <b>10.5%</b>                     | 1.9%                             | 0.0%                      | 0.0%                              | 0.6%                           |
| 505      | 100%  | <b>65.0%</b>                   | <b>33.4%</b>                     | 1.4%                             | 0.2%                      | 0.0%                              | 0.0%                           |
| 506      | 100%  | <b>24.3%</b>                   | <b>74.2%</b>                     | 0.6%                             | 0.0%                      | 0.9%                              | 0.0%                           |
| 507      | 100%  | <b>17.9%</b>                   | <b>75.0%</b>                     | 1.9%                             | 0.0%                      | 4.5%                              | 0.6%                           |
| 508      | 100%  | <b>43.5%</b>                   | <b>56.5%</b>                     | 0.0%                             | 0.0%                      | 0.0%                              | 0.0%                           |
| 509      | 100%  | <b>13.4%</b>                   | <b>79.7%</b>                     | 2.7%                             | 0.0%                      | 3.3%                              | 0.9%                           |
| 510      | 100%  | <b>35.0%</b>                   | <b>63.5%</b>                     | 0.7%                             | 0.0%                      | 0.7%                              | 0.0%                           |
| 511      | 100%  | <b>33.5%</b>                   | <b>61.3%</b>                     | 1.7%                             | 0.6%                      | 0.9%                              | 2.0%                           |
| 512      | 100%  | <b>51.1%</b>                   | <b>45.2%</b>                     | 3.3%                             | 0.4%                      | 0.0%                              | 0.0%                           |
| 513      | 100%  | <b>66.0%</b>                   | <b>32.0%</b>                     | 1.1%                             | 0.7%                      | 0.0%                              | 0.2%                           |
| 514      | 100%  | <b>6.0%</b>                    | <b>88.9%</b>                     | 2.2%                             | 2.6%                      | 0.1%                              | 0.2%                           |
| 515      | 100%  | <b>87.3%</b>                   | <b>9.5%</b>                      | 3.2%                             | 0.0%                      | 0.0%                              | 0.0%                           |
| 516      | 100%  | <b>51.2%</b>                   | <b>45.6%</b>                     | 2.8%                             | 0.3%                      | 0.0%                              | 0.0%                           |
| 517      | 100%  | <b>39.4%</b>                   | <b>58.1%</b>                     | 2.3%                             | 0.0%                      | 0.0%                              | 0.2%                           |
| 518      | 100%  | <b>55.3%</b>                   | <b>36.6%</b>                     | 1.4%                             | 6.8%                      | 0.0%                              | 0.0%                           |
| 519      | 100%  | <b>21.3%</b>                   | <b>74.5%</b>                     | 2.8%                             | 0.0%                      | 1.4%                              | 0.0%                           |
| 520      | 100%  | <b>68.6%</b>                   | <b>30.7%</b>                     | 0.6%                             | 0.0%                      | 0.0%                              | 0.0%                           |
| 521      | 100%  | <b>64.8%</b>                   | <b>31.9%</b>                     | 2.3%                             | 0.0%                      | 0.0%                              | 0.9%                           |
| 522      | 100%  | <b>62.3%</b>                   | <b>32.5%</b>                     | 2.7%                             | 0.6%                      | 0.2%                              | 1.7%                           |
| 523      | 100%  | <b>78.9%</b>                   | <b>20.8%</b>                     | 0.3%                             | 0.0%                      | 0.0%                              | 0.0%                           |
| 524      | 100%  | <b>95.8%</b>                   | <b>3.7%</b>                      | 0.5%                             | 0.0%                      | 0.0%                              | 0.0%                           |
| 525      | 100%  | <b>5.5%</b>                    | <b>92.2%</b>                     | 0.5%                             | 0.5%                      | 0.9%                              | 0.5%                           |
| 526      | 100%  | <b>62.8%</b>                   | <b>35.3%</b>                     | 1.1%                             | 0.8%                      | 0.0%                              | 0.0%                           |

| Clinique | Total | <b>Complet (évaluable)</b> | <b>Incomplet (évaluable)</b> | Drop-out (non influençable) | Drop-out (influençable) | Non évaluable (insuffisant) | Non évaluable (manquant) |
|----------|-------|----------------------------|------------------------------|-----------------------------|-------------------------|-----------------------------|--------------------------|
| 527      | 100%  | <b>51.7%</b>               | <b>46.4%</b>                 | 0.0%                        | 0.0%                    | 1.9%                        | 0.0%                     |
| 528      | 100%  | <b>85.5%</b>               | <b>13.1%</b>                 | 1.4%                        | 0.0%                    | 0.0%                        | 0.0%                     |
| 529      | 100%  | <b>15.4%</b>               | <b>79.7%</b>                 | 2.1%                        | 0.0%                    | 2.1%                        | 0.7%                     |
| 530      | 100%  | <b>24.3%</b>               | <b>71.7%</b>                 | 0.7%                        | 2.2%                    | 1.1%                        | 0.0%                     |

Tableau 68: qualité des données HoNOS total (en pourcent)

### Qualité des données – HoNOS total (y compris admission/sortie et MB) (nombre de cas)

| Clinique     | Total        | <b>Complet (évaluable)</b> | <b>Incomplet (évaluable)</b> | Drop-out (non influençable) | Drop-out (influençable) | Non évaluable (insuffisant) | Non évaluable (manquant) |
|--------------|--------------|----------------------------|------------------------------|-----------------------------|-------------------------|-----------------------------|--------------------------|
| <b>Total</b> | <b>87615</b> | <b>51062</b>               | <b>31186</b>                 | <b>3158</b>                 | <b>757</b>              | <b>792</b>                  | <b>660</b>               |
| 01           | 744          | <b>608</b>                 | <b>132</b>                   | 1                           | 2                       | 1                           | 0                        |
| 02           | 750          | <b>486</b>                 | <b>240</b>                   | 6                           | 2                       | 16                          | 0                        |
| 03           | 3639         | <b>1026</b>                | <b>2209</b>                  | 271                         | 45                      | 7                           | 81                       |
| 04           | 90           | <b>84</b>                  | <b>6</b>                     | 0                           | 0                       | 0                           | 0                        |
| 05           | 311          | <b>275</b>                 | <b>26</b>                    | 4                           | 1                       | 5                           | 0                        |
| 06           | 841          | <b>183</b>                 | <b>629</b>                   | 23                          | 6                       | 0                           | 0                        |
| 07           | 773          | <b>130</b>                 | <b>559</b>                   | 59                          | 0                       | 17                          | 8                        |
| 08           | 2565         | <b>105</b>                 | <b>2232</b>                  | 145                         | 26                      | 38                          | 19                       |
| 10           | 69           | <b>67</b>                  | <b>0</b>                     | 2                           | 0                       | 0                           | 0                        |
| 11           | 605          | <b>540</b>                 | <b>56</b>                    | 8                           | 1                       | 0                           | 0                        |
| 12           | 1274         | <b>1185</b>                | <b>67</b>                    | 20                          | 2                       | 0                           | 0                        |
| 13           | 2436         | <b>1488</b>                | <b>789</b>                   | 152                         | 0                       | 3                           | 4                        |
| 14           | 115          | <b>115</b>                 | <b>0</b>                     | 0                           | 0                       | 0                           | 0                        |
| 15           | 204          | <b>69</b>                  | <b>105</b>                   | 9                           | 2                       | 0                           | 19                       |
| 16           | 356          | <b>332</b>                 | <b>14</b>                    | 10                          | 0                       | 0                           | 0                        |
| 17           | 1276         | <b>903</b>                 | <b>352</b>                   | 2                           | 2                       | 17                          | 0                        |
| 18           | 309          | <b>300</b>                 | <b>4</b>                     | 2                           | 3                       | 0                           | 0                        |
| 19           | 481          | <b>339</b>                 | <b>131</b>                   | 5                           | 0                       | 6                           | 0                        |
| 20           | 179          | <b>134</b>                 | <b>0</b>                     | 11                          | 34                      | 0                           | 0                        |
| 21           | 1584         | <b>624</b>                 | <b>847</b>                   | 102                         | 8                       | 0                           | 3                        |
| 22           | 2906         | <b>1937</b>                | <b>851</b>                   | 100                         | 18                      | 0                           | 0                        |
| 23           | 513          | <b>460</b>                 | <b>51</b>                    | 1                           | 1                       | 0                           | 0                        |
| 24           | 1470         | <b>1210</b>                | <b>157</b>                   | 30                          | 73                      | 0                           | 0                        |
| 25           | 291          | <b>164</b>                 | <b>10</b>                    | 0                           | 0                       | 0                           | 117                      |
| 26           | 2222         | <b>410</b>                 | <b>1581</b>                  | 103                         | 0                       | 90                          | 38                       |
| 27           | 141          | <b>113</b>                 | <b>27</b>                    | 1                           | 0                       | 0                           | 0                        |
| 28           | 1041         | <b>844</b>                 | <b>126</b>                   | 71                          | 0                       | 0                           | 0                        |
| 29           | 393          | <b>376</b>                 | <b>17</b>                    | 0                           | 0                       | 0                           | 0                        |
| 30           | 1651         | <b>825</b>                 | <b>720</b>                   | 68                          | 10                      | 22                          | 6                        |
| 31           | 85           | <b>76</b>                  | <b>9</b>                     | 0                           | 0                       | 0                           | 0                        |
| 32           | 1195         | <b>788</b>                 | <b>245</b>                   | 47                          | 1                       | 19                          | 95                       |
| 33           | 384          | <b>202</b>                 | <b>153</b>                   | 13                          | 5                       | 10                          | 1                        |

| Clinique | Total | Complet<br>(évaluable) | Incomplet<br>(évaluable) | Drop-out<br>(non<br>influençable) | Drop-out<br>(influençable) | Non<br>évaluable<br>(insuffisant) | Non<br>évaluable<br>(manquant) |
|----------|-------|------------------------|--------------------------|-----------------------------------|----------------------------|-----------------------------------|--------------------------------|
| 34       | 1330  | 1011                   | 227                      | 61                                | 2                          | 4                                 | 25                             |
| 35       | 1559  | 1114                   | 302                      | 129                               | 8                          | 1                                 | 5                              |
| 36       | 743   | 587                    | 132                      | 15                                | 1                          | 8                                 | 0                              |
| 37       | 1940  | 1453                   | 289                      | 193                               | 0                          | 5                                 | 0                              |
| 38       | 311   | 257                    | 53                       | 0                                 | 1                          | 0                                 | 0                              |
| 39       | 2029  | 1574                   | 328                      | 104                               | 0                          | 11                                | 12                             |
| 40       | 1343  | 1158                   | 144                      | 20                                | 1                          | 3                                 | 17                             |
| 42       | 1006  | 0                      | 858                      | 19                                | 129                        | 0                                 | 0                              |
| 43       | 2049  | 1251                   | 542                      | 4                                 | 57                         | 195                               | 0                              |
| 44       | 462   | 444                    | 9                        | 9                                 | 0                          | 0                                 | 0                              |
| 45       | 223   | 0                      | 210                      | 6                                 | 6                          | 1                                 | 0                              |
| 46       | 1905  | 836                    | 904                      | 155                               | 0                          | 0                                 | 10                             |
| 47       | 148   | 131                    | 6                        | 1                                 | 0                          | 1                                 | 9                              |
| 48       | 736   | 246                    | 462                      | 6                                 | 0                          | 22                                | 0                              |
| 49       | 1201  | 658                    | 520                      | 2                                 | 19                         | 1                                 | 1                              |
| 50       | 590   | 423                    | 153                      | 7                                 | 1                          | 6                                 | 0                              |
| 51       | 1324  | 1062                   | 245                      | 17                                | 0                          | 0                                 | 0                              |
| 52       | 4290  | 3533                   | 538                      | 217                               | 2                          | 0                                 | 0                              |
| 53       | 233   | 181                    | 31                       | 1                                 | 4                          | 1                                 | 15                             |
| 54       | 1243  | 550                    | 530                      | 63                                | 77                         | 23                                | 0                              |
| 55       | 715   | 626                    | 80                       | 2                                 | 0                          | 7                                 | 0                              |
| 56       | 2681  | 1909                   | 653                      | 116                               | 0                          | 1                                 | 2                              |
| 57       | 654   | 624                    | 25                       | 1                                 | 4                          | 0                                 | 0                              |
| 58       | 2017  | 973                    | 960                      | 79                                | 0                          | 5                                 | 0                              |
| 59       | 392   | 321                    | 57                       | 10                                | 0                          | 1                                 | 3                              |
| 60       | 332   | 231                    | 101                      | 0                                 | 0                          | 0                                 | 0                              |
| 61       | 569   | 414                    | 147                      | 0                                 | 0                          | 8                                 | 0                              |
| 62       | 71    | 71                     | 0                        | 0                                 | 0                          | 0                                 | 0                              |
| 63       | 694   | 654                    | 26                       | 14                                | 0                          | 0                                 | 0                              |
| 65       | 206   | 164                    | 41                       | 0                                 | 1                          | 0                                 | 0                              |
| 66       | 542   | 184                    | 240                      | 5                                 | 10                         | 72                                | 31                             |
| 67       | 8     | 8                      | 0                        | 0                                 | 0                          | 0                                 | 0                              |
| 69       | 795   | 775                    | 16                       | 4                                 | 0                          | 0                                 | 0                              |
| 70       | 333   | 270                    | 56                       | 7                                 | 0                          | 0                                 | 0                              |
| 71       | 867   | 434                    | 356                      | 43                                | 10                         | 22                                | 2                              |
| 72       | 128   | 56                     | 72                       | 0                                 | 0                          | 0                                 | 0                              |
| 73       | 990   | 521                    | 414                      | 51                                | 0                          | 2                                 | 2                              |
| 74       | 893   | 313                    | 503                      | 77                                | 0                          | 0                                 | 0                              |
| 75       | 334   | 285                    | 37                       | 11                                | 0                          | 0                                 | 1                              |
| 76       | 431   | 396                    | 31                       | 4                                 | 0                          | 0                                 | 0                              |
| 77       | 166   | 34                     | 124                      | 8                                 | 0                          | 0                                 | 0                              |
| 78       | 164   | 44                     | 112                      | 6                                 | 0                          | 2                                 | 0                              |
| 79       | 387   | 46                     | 323                      | 15                                | 0                          | 1                                 | 2                              |
| 82       | 1534  | 450                    | 923                      | 115                               | 26                         | 20                                | 0                              |



| Clinique | Total | Complet<br>(évaluable) | Incomplet<br>(évaluable) | Drop-out<br>(non<br>influençable) | Drop-out<br>(influençable) | Non<br>évaluable<br>(insuffisant) | Non<br>évaluable<br>(manquant) |
|----------|-------|------------------------|--------------------------|-----------------------------------|----------------------------|-----------------------------------|--------------------------------|
| 83       | 510   | 284                    | 206                      | 14                                | 6                          | 0                                 | 0                              |
| 85       | 38    | 3                      | 34                       | 0                                 | 0                          | 0                                 | 1                              |
| 86       | 219   | 213                    | 6                        | 0                                 | 0                          | 0                                 | 0                              |
| 87       | 223   | 93                     | 99                       | 10                                | 4                          | 1                                 | 16                             |
| 88       | 122   | 38                     | 83                       | 0                                 | 0                          | 1                                 | 0                              |
| 89       | 70    | 55                     | 13                       | 0                                 | 1                          | 1                                 | 0                              |
| 90       | 41    | 37                     | 2                        | 0                                 | 1                          | 0                                 | 1                              |
| 92       | 131   | 51                     | 66                       | 6                                 | 1                          | 1                                 | 6                              |
| 93       | 384   | 364                    | 10                       | 8                                 | 2                          | 0                                 | 0                              |
| 94       | 181   | 115                    | 28                       | 15                                | 0                          | 2                                 | 21                             |
| 95       | 206   | 185                    | 9                        | 2                                 | 7                          | 3                                 | 0                              |
| 96       | 201   | 0                      | 196                      | 2                                 | 0                          | 0                                 | 3                              |
| 97       | 424   | 420                    | 3                        | 1                                 | 0                          | 0                                 | 0                              |
| 98       | 309   | 192                    | 72                       | 2                                 | 0                          | 37                                | 6                              |
| 99       | 283   | 224                    | 50                       | 9                                 | 0                          | 0                                 | 0                              |
| 101      | 75    | 34                     | 33                       | 4                                 | 0                          | 4                                 | 0                              |
| 102      | 289   | 46                     | 213                      | 1                                 | 0                          | 7                                 | 22                             |
| 103      | 15    | 12                     | 3                        | 0                                 | 0                          | 0                                 | 0                              |
| 104      | 63    | 4                      | 56                       | 0                                 | 3                          | 0                                 | 0                              |
| 105      | 48    | 39                     | 9                        | 0                                 | 0                          | 0                                 | 0                              |
| 106      | 109   | 4                      | 78                       | 8                                 | 0                          | 1                                 | 18                             |
| 107      | 115   | 1                      | 97                       | 6                                 | 2                          | 7                                 | 2                              |
| 109      | 21    | 14                     | 6                        | 0                                 | 0                          | 0                                 | 1                              |
| 121      | 173   | 126                    | 33                       | 3                                 | 9                          | 0                                 | 2                              |
| 122      | 894   | 752                    | 73                       | 20                                | 49                         | 0                                 | 0                              |
| 501      | 87    | 21                     | 66                       | 0                                 | 0                          | 0                                 | 0                              |
| 502      | 373   | 189                    | 180                      | 4                                 | 0                          | 0                                 | 0                              |
| 503      | 197   | 57                     | 138                      | 2                                 | 0                          | 0                                 | 0                              |
| 504      | 162   | 141                    | 17                       | 3                                 | 0                          | 0                                 | 1                              |
| 505      | 655   | 426                    | 219                      | 9                                 | 1                          | 0                                 | 0                              |
| 506      | 329   | 80                     | 244                      | 2                                 | 0                          | 3                                 | 0                              |
| 507      | 156   | 28                     | 117                      | 3                                 | 0                          | 7                                 | 1                              |
| 508      | 322   | 140                    | 182                      | 0                                 | 0                          | 0                                 | 0                              |
| 509      | 546   | 73                     | 435                      | 15                                | 0                          | 18                                | 5                              |
| 510      | 277   | 97                     | 176                      | 2                                 | 0                          | 2                                 | 0                              |
| 511      | 349   | 117                    | 214                      | 6                                 | 2                          | 3                                 | 7                              |
| 512      | 538   | 275                    | 243                      | 18                                | 2                          | 0                                 | 0                              |
| 513      | 441   | 291                    | 141                      | 5                                 | 3                          | 0                                 | 1                              |
| 514      | 890   | 53                     | 791                      | 20                                | 23                         | 1                                 | 2                              |
| 515      | 252   | 220                    | 24                       | 8                                 | 0                          | 0                                 | 0                              |
| 516      | 640   | 328                    | 292                      | 18                                | 2                          | 0                                 | 0                              |
| 517      | 606   | 239                    | 352                      | 14                                | 0                          | 0                                 | 1                              |
| 518      | 369   | 204                    | 135                      | 5                                 | 25                         | 0                                 | 0                              |
| 519      | 282   | 60                     | 210                      | 8                                 | 0                          | 4                                 | 0                              |

| Clinique | Total | <b>Complet<br/>(évaluable)</b> | <b>Incomplet<br/>(évaluable)</b> | Drop-out<br>(non<br>influçable) | Drop-out<br>(influçable) | Non<br>évaluable<br>(insuffisant) | Non<br>évaluable<br>(manquant) |
|----------|-------|--------------------------------|----------------------------------|---------------------------------|--------------------------|-----------------------------------|--------------------------------|
| 520      | 322   | <b>221</b>                     | <b>99</b>                        | 2                               | 0                        | 0                                 | 0                              |
| 521      | 429   | <b>278</b>                     | <b>137</b>                       | 10                              | 0                        | 0                                 | 4                              |
| 522      | 477   | <b>297</b>                     | <b>155</b>                       | 13                              | 3                        | 1                                 | 8                              |
| 523      | 298   | <b>235</b>                     | <b>62</b>                        | 1                               | 0                        | 0                                 | 0                              |
| 524      | 405   | <b>388</b>                     | <b>15</b>                        | 2                               | 0                        | 0                                 | 0                              |
| 525      | 434   | <b>24</b>                      | <b>400</b>                       | 2                               | 2                        | 4                                 | 2                              |
| 526      | 266   | <b>167</b>                     | <b>94</b>                        | 3                               | 2                        | 0                                 | 0                              |
| 527      | 207   | <b>107</b>                     | <b>96</b>                        | 0                               | 0                        | 4                                 | 0                              |
| 528      | 282   | <b>241</b>                     | <b>37</b>                        | 4                               | 0                        | 0                                 | 0                              |
| 529      | 143   | <b>22</b>                      | <b>114</b>                       | 3                               | 0                        | 3                                 | 1                              |
| 530      | 276   | <b>67</b>                      | <b>198</b>                       | 2                               | 6                        | 3                                 | 0                              |

Tableau 69: qualité des données HoNOS total (nombre de cas)

### Qualité des données – BSCL total (y compris admission/sortie et MB) (en pourcent)

| Clinique | Total | Complet<br>(évaluable) | Incomplet<br>(évaluable) | Drop-out<br>(non<br>influençable) | Drop-out<br>(influençable) | Non<br>évaluable<br>(insuffisant) | Non<br>évaluable<br>(manquant) |
|----------|-------|------------------------|--------------------------|-----------------------------------|----------------------------|-----------------------------------|--------------------------------|
| Total    | 100%  | <b>26.1%</b>           | <b>8.1%</b>              | 35.4%                             | 20.0%                      | 2.0%                              | 8.5%                           |
| 01       | 100%  | <b>73.1%</b>           | <b>7.0%</b>              | 8.2%                              | 11.2%                      | 0.0%                              | 0.5%                           |
| 02       | 100%  | <b>62.7%</b>           | <b>8.9%</b>              | 22.5%                             | 5.7%                       | 0.1%                              | 0.0%                           |
| 03       | 100%  | <b>9.7%</b>            | <b>6.6%</b>              | 41.2%                             | 12.7%                      | 0.6%                              | 29.2%                          |
| 04       | 100%  | <b>27.8%</b>           | <b>6.7%</b>              | 26.7%                             | 37.8%                      | 0.0%                              | 1.1%                           |
| 05       | 100%  | <b>61.7%</b>           | <b>0.0%</b>              | 32.2%                             | 6.1%                       | 0.0%                              | 0.0%                           |
| 06       | 100%  | <b>0.7%</b>            | <b>32.7%</b>             | 47.9%                             | 18.4%                      | 0.2%                              | 0.0%                           |
| 07       | 100%  | <b>1.4%</b>            | <b>1.3%</b>              | 14.5%                             | 12.0%                      | 0.5%                              | 70.2%                          |
| 08       | 100%  | <b>0.5%</b>            | <b>8.5%</b>              | 54.3%                             | 6.7%                       | 0.7%                              | 29.4%                          |
| 10       | 100%  | <b>66.7%</b>           | <b>0.0%</b>              | 31.9%                             | 1.4%                       | 0.0%                              | 0.0%                           |
| 11       | 100%  | <b>65.5%</b>           | <b>0.0%</b>              | 23.3%                             | 11.2%                      | 0.0%                              | 0.0%                           |
| 12       | 100%  | <b>65.5%</b>           | <b>1.3%</b>              | 21.9%                             | 11.3%                      | 0.0%                              | 0.0%                           |
| 13       | 100%  | <b>13.1%</b>           | <b>3.4%</b>              | 67.0%                             | 13.0%                      | 0.5%                              | 3.0%                           |
| 14       | 100%  | <b>71.3%</b>           | <b>1.7%</b>              | 26.1%                             | 0.9%                       | 0.0%                              | 0.0%                           |
| 15       | 100%  | <b>27.9%</b>           | <b>28.9%</b>             | 27.5%                             | 6.4%                       | 0.0%                              | 9.3%                           |
| 16       | 100%  | <b>28.9%</b>           | <b>35.4%</b>             | 14.3%                             | 18.0%                      | 2.0%                              | 1.4%                           |
| 17       | 100%  | <b>54.5%</b>           | <b>9.6%</b>              | 14.0%                             | 13.5%                      | 0.0%                              | 8.5%                           |
| 18       | 100%  | <b>56.6%</b>           | <b>0.0%</b>              | 1.3%                              | 42.1%                      | 0.0%                              | 0.0%                           |
| 19       | 100%  | <b>74.6%</b>           | <b>3.7%</b>              | 19.8%                             | 1.7%                       | 0.2%                              | 0.0%                           |
| 20       | 100%  | <b>52.0%</b>           | <b>0.0%</b>              | 29.6%                             | 3.9%                       | 0.0%                              | 14.5%                          |
| 21       | 100%  | <b>6.2%</b>            | <b>9.8%</b>              | 33.8%                             | 46.3%                      | 2.3%                              | 1.5%                           |
| 22       | 100%  | <b>19.2%</b>           | <b>6.8%</b>              | 49.0%                             | 25.0%                      | 0.0%                              | 0.0%                           |
| 23       | 100%  | <b>61.0%</b>           | <b>3.9%</b>              | 22.2%                             | 12.9%                      | 0.0%                              | 0.0%                           |
| 24       | 100%  | <b>39.5%</b>           | <b>8.0%</b>              | 26.3%                             | 26.2%                      | 0.0%                              | 0.0%                           |
| 25       | 100%  | <b>59.1%</b>           | <b>2.4%</b>              | 1.4%                              | 0.0%                       | 0.0%                              | 37.1%                          |
| 26       | 100%  | <b>2.9%</b>            | <b>14.8%</b>             | 45.9%                             | 29.7%                      | 1.2%                              | 5.5%                           |
| 27       | 100%  | <b>35.5%</b>           | <b>6.4%</b>              | 29.1%                             | 5.0%                       | 24.1%                             | 0.0%                           |
| 28       | 100%  | <b>30.0%</b>           | <b>3.0%</b>              | 58.6%                             | 8.5%                       | 0.0%                              | 0.0%                           |
| 29       | 100%  | <b>93.1%</b>           | <b>3.6%</b>              | 2.3%                              | 1.0%                       | 0.0%                              | 0.0%                           |
| 30       | 100%  | <b>20.6%</b>           | <b>6.8%</b>              | 41.1%                             | 31.3%                      | 0.2%                              | 0.0%                           |
| 31       | 100%  | <b>65.9%</b>           | <b>3.5%</b>              | 27.1%                             | 3.5%                       | 0.0%                              | 0.0%                           |
| 32       | 100%  | <b>11.9%</b>           | <b>5.1%</b>              | 54.5%                             | 21.6%                      | 2.8%                              | 4.2%                           |
| 33       | 100%  | <b>38.5%</b>           | <b>15.4%</b>             | 29.2%                             | 15.1%                      | 1.8%                              | 0.0%                           |
| 34       | 100%  | <b>20.7%</b>           | <b>6.6%</b>              | 48.0%                             | 24.5%                      | 0.1%                              | 0.1%                           |
| 35       | 100%  | <b>18.1%</b>           | <b>9.2%</b>              | 50.6%                             | 22.0%                      | 0.1%                              | 0.0%                           |
| 36       | 100%  | <b>16.0%</b>           | <b>8.3%</b>              | 41.6%                             | 33.6%                      | 0.4%                              | 0.0%                           |
| 37       | 100%  | <b>23.9%</b>           | <b>2.3%</b>              | 40.0%                             | 33.8%                      | 0.0%                              | 0.0%                           |
| 38       | 100%  | <b>55.0%</b>           | <b>8.0%</b>              | 8.7%                              | 27.7%                      | 0.6%                              | 0.0%                           |
| 39       | 100%  | <b>39.3%</b>           | <b>3.5%</b>              | 38.7%                             | 17.4%                      | 0.0%                              | 0.9%                           |
| 40       | 100%  | <b>45.4%</b>           | <b>5.2%</b>              | 38.9%                             | 8.0%                       | 0.1%                              | 2.2%                           |
| 42       | 100%  | <b>0.0%</b>            | <b>35.9%</b>             | 26.9%                             | 37.2%                      | 0.0%                              | 0.0%                           |
| 43       | 100%  | <b>5.5%</b>            | <b>3.6%</b>              | 39.4%                             | 50.2%                      | 1.4%                              | 0.0%                           |
| 44       | 100%  | <b>72.9%</b>           | <b>8.4%</b>              | 17.1%                             | 1.3%                       | 0.2%                              | 0.0%                           |

| Clinique | Total | Complet (évaluable) | Incomplet (évaluable) | Drop-out (non influençable) | Drop-out (influençable) | Non évaluable (insuffisant) | Non évaluable (manquant) |
|----------|-------|---------------------|-----------------------|-----------------------------|-------------------------|-----------------------------|--------------------------|
| 45       | 100%  | 0.0%                | 76.7%                 | 13.9%                       | 8.1%                    | 0.9%                        | 0.4%                     |
| 46       | 100%  | 2.0%                | 2.5%                  | 33.2%                       | 29.9%                   | 1.3%                        | 31.1%                    |
| 47       | 100%  | 0.0%                | 0.0%                  | 0.0%                        | 0.0%                    | 0.0%                        | 100.0%                   |
| 48       | 100%  | 0.0%                | 0.0%                  | 0.4%                        | 1.4%                    | 0.1%                        | 98.1%                    |
| 49       | 100%  | 15.0%               | 15.3%                 | 49.4%                       | 16.2%                   | 0.2%                        | 4.0%                     |
| 50       | 100%  | 43.7%               | 15.9%                 | 19.5%                       | 20.8%                   | 0.0%                        | 0.0%                     |
| 51       | 100%  | 36.4%               | 0.0%                  | 43.4%                       | 20.2%                   | 0.0%                        | 0.0%                     |
| 52       | 100%  | 10.3%               | 4.2%                  | 32.9%                       | 52.5%                   | 0.0%                        | 0.0%                     |
| 53       | 100%  | 33.5%               | 16.7%                 | 12.0%                       | 25.3%                   | 4.3%                        | 8.2%                     |
| 54       | 100%  | 18.8%               | 4.7%                  | 24.5%                       | 8.0%                    | 44.0%                       | 0.0%                     |
| 55       | 100%  | 40.4%               | 15.4%                 | 31.5%                       | 12.7%                   | 0.0%                        | 0.0%                     |
| 56       | 100%  | 33.5%               | 14.8%                 | 38.0%                       | 11.9%                   | 0.0%                        | 1.8%                     |
| 57       | 100%  | 70.6%               | 7.2%                  | 0.6%                        | 21.6%                   | 0.0%                        | 0.0%                     |
| 58       | 100%  | 26.4%               | 11.9%                 | 51.5%                       | 10.2%                   | 0.0%                        | 0.0%                     |
| 59       | 100%  | 26.5%               | 6.9%                  | 27.3%                       | 6.6%                    | 4.1%                        | 28.6%                    |
| 60       | 100%  | 35.5%               | 23.5%                 | 7.8%                        | 30.7%                   | 2.4%                        | 0.0%                     |
| 61       | 100%  | 70.1%               | 15.8%                 | 5.8%                        | 8.3%                    | 0.0%                        | 0.0%                     |
| 62       | 100%  | 49.3%               | 18.3%                 | 15.5%                       | 16.9%                   | 0.0%                        | 0.0%                     |
| 63       | 100%  | 65.4%               | 0.3%                  | 16.6%                       | 17.7%                   | 0.0%                        | 0.0%                     |
| 65       | 100%  | 41.7%               | 5.3%                  | 11.7%                       | 41.3%                   | 0.0%                        | 0.0%                     |
| 66       | 100%  | 7.4%                | 5.5%                  | 46.3%                       | 8.7%                    | 1.5%                        | 30.6%                    |
| 67       | 100%  | 100.0%              | 0.0%                  | 0.0%                        | 0.0%                    | 0.0%                        | 0.0%                     |
| 69       | 100%  | 80.6%               | 1.3%                  | 10.6%                       | 7.5%                    | 0.0%                        | 0.0%                     |
| 70       | 100%  | 64.3%               | 12.3%                 | 18.3%                       | 5.1%                    | 0.0%                        | 0.0%                     |
| 71       | 100%  | 11.2%               | 4.3%                  | 46.6%                       | 36.4%                   | 1.5%                        | 0.0%                     |
| 72       | 100%  | 6.2%                | 15.6%                 | 63.3%                       | 9.4%                    | 1.6%                        | 3.9%                     |
| 73       | 100%  | 1.5%                | 3.9%                  | 31.9%                       | 20.4%                   | 1.3%                        | 40.9%                    |
| 74       | 100%  | 0.1%                | 0.1%                  | 13.2%                       | 5.4%                    | 0.2%                        | 81.0%                    |
| 75       | 100%  | 41.6%               | 14.1%                 | 21.9%                       | 22.5%                   | 0.0%                        | 0.0%                     |
| 76       | 100%  | 61.5%               | 4.9%                  | 30.4%                       | 3.2%                    | 0.0%                        | 0.0%                     |
| 77       | 100%  | 12.7%               | 21.1%                 | 13.3%                       | 7.8%                    | 3.0%                        | 42.2%                    |
| 78       | 100%  | 16.5%               | 11.0%                 | 7.9%                        | 1.8%                    | 1.8%                        | 61.0%                    |
| 79       | 100%  | 2.3%                | 32.8%                 | 27.1%                       | 7.8%                    | 0.3%                        | 29.7%                    |
| 82       | 100%  | 5.1%                | 5.9%                  | 59.2%                       | 4.2%                    | 25.6%                       | 0.0%                     |
| 83       | 100%  | 31.0%               | 20.8%                 | 18.4%                       | 10.2%                   | 19.6%                       | 0.0%                     |
| 85       | 100%  | 0.0%                | 15.8%                 | 15.8%                       | 0.0%                    | 0.0%                        | 68.4%                    |
| 86       | 100%  | 88.1%               | 0.9%                  | 0.0%                        | 11.0%                   | 0.0%                        | 0.0%                     |
| 87       | 100%  | 14.8%               | 9.9%                  | 40.4%                       | 27.8%                   | 0.0%                        | 7.2%                     |
| 88       | 100%  | 0.0%                | 0.0%                  | 3.3%                        | 18.0%                   | 0.8%                        | 77.9%                    |
| 89       | 100%  | 38.6%               | 4.3%                  | 22.9%                       | 32.9%                   | 0.0%                        | 1.4%                     |
| 90       | 100%  | 36.6%               | 2.4%                  | 31.7%                       | 26.8%                   | 2.4%                        | 0.0%                     |
| 92       | 100%  | 24.4%               | 19.8%                 | 30.5%                       | 19.1%                   | 0.0%                        | 6.1%                     |
| 93       | 100%  | 49.7%               | 1.3%                  | 29.9%                       | 19.0%                   | 0.0%                        | 0.0%                     |
| 94       | 100%  | 57.5%               | 3.9%                  | 2.2%                        | 2.2%                    | 23.8%                       | 10.5%                    |

| Clinique | Total | <b>Complet (évaluable)</b> | <b>Incomplet (évaluable)</b> | Drop-out (non influençable) | Drop-out (influençable) | Non évaluable (insuffisant) | Non évaluable (manquant) |
|----------|-------|----------------------------|------------------------------|-----------------------------|-------------------------|-----------------------------|--------------------------|
| 95       | 100%  | <b>58.3%</b>               | <b>0.0%</b>                  | 31.1%                       | 10.7%                   | 0.0%                        | 0.0%                     |
| 96       | 100%  | <b>0.0%</b>                | <b>82.1%</b>                 | 13.4%                       | 4.5%                    | 0.0%                        | 0.0%                     |
| 97       | 100%  | <b>87.0%</b>               | <b>4.7%</b>                  | 6.1%                        | 2.1%                    | 0.0%                        | 0.0%                     |
| 98       | 100%  | <b>61.8%</b>               | <b>6.1%</b>                  | 7.8%                        | 0.3%                    | 19.7%                       | 4.2%                     |
| 99       | 100%  | <b>14.8%</b>               | <b>2.5%</b>                  | 73.1%                       | 3.5%                    | 1.1%                        | 4.9%                     |
| 121      | 100%  | <b>67.1%</b>               | <b>17.3%</b>                 | 11.0%                       | 2.3%                    | 0.0%                        | 2.3%                     |
| 122      | 100%  | <b>43.3%</b>               | <b>5.1%</b>                  | 36.5%                       | 15.1%                   | 0.0%                        | 0.0%                     |

Tableau 70: qualité des données BSCL total (en pourcent)

### Qualité des données - BSCL total (y compris admission/sortie et MB) (nombre de cas)

| Clinique     | Total        | <b>Complet (évaluable)</b> | <b>Incomplet (évaluable)</b> | Drop-out (non influençable) | Drop-out (influençable) | Non évaluable (insuffisant) | Non évaluable (manquant) |
|--------------|--------------|----------------------------|------------------------------|-----------------------------|-------------------------|-----------------------------|--------------------------|
| <b>Total</b> | <b>75870</b> | <b>19776</b>               | <b>6165</b>                  | <b>26852</b>                | <b>15152</b>            | <b>1506</b>                 | <b>6419</b>              |
| 01           | 744          | <b>544</b>                 | <b>52</b>                    | 61                          | 83                      | 0                           | 4                        |
| 02           | 750          | <b>470</b>                 | <b>67</b>                    | 169                         | 43                      | 1                           | 0                        |
| 03           | 3639         | <b>353</b>                 | <b>241</b>                   | 1498                        | 462                     | 23                          | 1062                     |
| 04           | 90           | <b>25</b>                  | <b>6</b>                     | 24                          | 34                      | 0                           | 1                        |
| 05           | 311          | <b>192</b>                 | <b>0</b>                     | 100                         | 19                      | 0                           | 0                        |
| 06           | 841          | <b>6</b>                   | <b>275</b>                   | 403                         | 155                     | 2                           | 0                        |
| 07           | 773          | <b>11</b>                  | <b>10</b>                    | 112                         | 93                      | 4                           | 543                      |
| 08           | 2565         | <b>13</b>                  | <b>219</b>                   | 1392                        | 171                     | 17                          | 753                      |
| 10           | 69           | <b>46</b>                  | <b>0</b>                     | 22                          | 1                       | 0                           | 0                        |
| 11           | 605          | <b>396</b>                 | <b>0</b>                     | 141                         | 68                      | 0                           | 0                        |
| 12           | 1274         | <b>834</b>                 | <b>17</b>                    | 279                         | 144                     | 0                           | 0                        |
| 13           | 2436         | <b>319</b>                 | <b>83</b>                    | 1631                        | 316                     | 13                          | 74                       |
| 14           | 115          | <b>82</b>                  | <b>2</b>                     | 30                          | 1                       | 0                           | 0                        |
| 15           | 204          | <b>57</b>                  | <b>59</b>                    | 56                          | 13                      | 0                           | 19                       |
| 16           | 356          | <b>103</b>                 | <b>126</b>                   | 51                          | 64                      | 7                           | 5                        |
| 17           | 1276         | <b>695</b>                 | <b>122</b>                   | 179                         | 172                     | 0                           | 108                      |
| 18           | 309          | <b>175</b>                 | <b>0</b>                     | 4                           | 130                     | 0                           | 0                        |
| 19           | 481          | <b>359</b>                 | <b>18</b>                    | 95                          | 8                       | 1                           | 0                        |
| 20           | 179          | <b>93</b>                  | <b>0</b>                     | 53                          | 7                       | 0                           | 26                       |
| 21           | 1584         | <b>99</b>                  | <b>156</b>                   | 535                         | 734                     | 36                          | 24                       |
| 22           | 2906         | <b>558</b>                 | <b>198</b>                   | 1423                        | 727                     | 0                           | 0                        |
| 23           | 513          | <b>313</b>                 | <b>20</b>                    | 114                         | 66                      | 0                           | 0                        |
| 24           | 1470         | <b>580</b>                 | <b>118</b>                   | 387                         | 385                     | 0                           | 0                        |
| 25           | 291          | <b>172</b>                 | <b>7</b>                     | 4                           | 0                       | 0                           | 108                      |
| 26           | 2222         | <b>65</b>                  | <b>328</b>                   | 1021                        | 659                     | 27                          | 122                      |
| 27           | 141          | <b>50</b>                  | <b>9</b>                     | 41                          | 7                       | 34                          | 0                        |
| 28           | 1041         | <b>312</b>                 | <b>31</b>                    | 610                         | 88                      | 0                           | 0                        |
| 29           | 393          | <b>366</b>                 | <b>14</b>                    | 9                           | 4                       | 0                           | 0                        |
| 30           | 1651         | <b>340</b>                 | <b>112</b>                   | 679                         | 516                     | 4                           | 0                        |

| Clinique | Total | Complet<br>(évaluable) | Incomplet<br>(évaluable) | Drop-out<br>(non<br>influençable) | Drop-out<br>(influençable) | Non<br>évaluable<br>(insuffisant) | Non<br>évaluable<br>(manquant) |
|----------|-------|------------------------|--------------------------|-----------------------------------|----------------------------|-----------------------------------|--------------------------------|
| 31       | 85    | 56                     | 3                        | 23                                | 3                          | 0                                 | 0                              |
| 32       | 1195  | 142                    | 61                       | 651                               | 258                        | 33                                | 50                             |
| 33       | 384   | 148                    | 59                       | 112                               | 58                         | 7                                 | 0                              |
| 34       | 1330  | 275                    | 88                       | 639                               | 326                        | 1                                 | 1                              |
| 35       | 1559  | 282                    | 144                      | 789                               | 343                        | 1                                 | 0                              |
| 36       | 743   | 119                    | 62                       | 309                               | 250                        | 3                                 | 0                              |
| 37       | 1940  | 464                    | 44                       | 776                               | 656                        | 0                                 | 0                              |
| 38       | 311   | 171                    | 25                       | 27                                | 86                         | 2                                 | 0                              |
| 39       | 2029  | 798                    | 72                       | 786                               | 354                        | 0                                 | 19                             |
| 40       | 1343  | 610                    | 70                       | 523                               | 108                        | 2                                 | 30                             |
| 42       | 1006  | 0                      | 361                      | 271                               | 374                        | 0                                 | 0                              |
| 43       | 2049  | 113                    | 73                       | 807                               | 1028                       | 28                                | 0                              |
| 44       | 462   | 337                    | 39                       | 79                                | 6                          | 1                                 | 0                              |
| 45       | 223   | 0                      | 171                      | 31                                | 18                         | 2                                 | 1                              |
| 46       | 1905  | 38                     | 48                       | 632                               | 570                        | 25                                | 592                            |
| 47       | 148   | 0                      | 0                        | 0                                 | 0                          | 0                                 | 148                            |
| 48       | 736   | 0                      | 0                        | 3                                 | 10                         | 1                                 | 722                            |
| 49       | 1201  | 180                    | 184                      | 593                               | 194                        | 2                                 | 48                             |
| 50       | 590   | 258                    | 94                       | 115                               | 123                        | 0                                 | 0                              |
| 51       | 1324  | 482                    | 0                        | 574                               | 268                        | 0                                 | 0                              |
| 52       | 4290  | 444                    | 182                      | 1412                              | 2252                       | 0                                 | 0                              |
| 53       | 233   | 78                     | 39                       | 28                                | 59                         | 10                                | 19                             |
| 54       | 1243  | 234                    | 58                       | 305                               | 99                         | 547                               | 0                              |
| 55       | 715   | 289                    | 110                      | 225                               | 91                         | 0                                 | 0                              |
| 56       | 2681  | 898                    | 398                      | 1018                              | 319                        | 0                                 | 48                             |
| 57       | 654   | 462                    | 47                       | 4                                 | 141                        | 0                                 | 0                              |
| 58       | 2017  | 532                    | 241                      | 1039                              | 205                        | 0                                 | 0                              |
| 59       | 392   | 104                    | 27                       | 107                               | 26                         | 16                                | 112                            |
| 60       | 332   | 118                    | 78                       | 26                                | 102                        | 8                                 | 0                              |
| 61       | 569   | 399                    | 90                       | 33                                | 47                         | 0                                 | 0                              |
| 62       | 71    | 35                     | 13                       | 11                                | 12                         | 0                                 | 0                              |
| 63       | 694   | 454                    | 2                        | 115                               | 123                        | 0                                 | 0                              |
| 65       | 206   | 86                     | 11                       | 24                                | 85                         | 0                                 | 0                              |
| 66       | 542   | 40                     | 30                       | 251                               | 47                         | 8                                 | 166                            |
| 67       | 8     | 8                      | 0                        | 0                                 | 0                          | 0                                 | 0                              |
| 69       | 795   | 641                    | 10                       | 84                                | 60                         | 0                                 | 0                              |
| 70       | 333   | 214                    | 41                       | 61                                | 17                         | 0                                 | 0                              |
| 71       | 867   | 97                     | 37                       | 404                               | 316                        | 13                                | 0                              |
| 72       | 128   | 8                      | 20                       | 81                                | 12                         | 2                                 | 5                              |
| 73       | 990   | 15                     | 39                       | 316                               | 202                        | 13                                | 405                            |
| 74       | 893   | 1                      | 1                        | 118                               | 48                         | 2                                 | 723                            |
| 75       | 334   | 139                    | 47                       | 73                                | 75                         | 0                                 | 0                              |
| 76       | 431   | 265                    | 21                       | 131                               | 14                         | 0                                 | 0                              |
| 77       | 166   | 21                     | 35                       | 22                                | 13                         | 5                                 | 70                             |

| Clinique | Total | <b>Complet<br/>(évaluable)</b> | <b>Incomplet<br/>(évaluable)</b> | Drop-out<br>(non<br>influçable) | Drop-out<br>(influçable) | Non<br>évaluable<br>(insuffisant) | Non<br>évaluable<br>(manquant) |
|----------|-------|--------------------------------|----------------------------------|---------------------------------|--------------------------|-----------------------------------|--------------------------------|
| 78       | 164   | <b>27</b>                      | <b>18</b>                        | 13                              | 3                        | 3                                 | 100                            |
| 79       | 387   | <b>9</b>                       | <b>127</b>                       | 105                             | 30                       | 1                                 | 115                            |
| 82       | 1534  | <b>79</b>                      | <b>90</b>                        | 908                             | 65                       | 392                               | 0                              |
| 83       | 510   | <b>158</b>                     | <b>106</b>                       | 94                              | 52                       | 100                               | 0                              |
| 85       | 38    | <b>0</b>                       | <b>6</b>                         | 6                               | 0                        | 0                                 | 26                             |
| 86       | 219   | <b>193</b>                     | <b>2</b>                         | 0                               | 24                       | 0                                 | 0                              |
| 87       | 223   | <b>33</b>                      | <b>22</b>                        | 90                              | 62                       | 0                                 | 16                             |
| 88       | 122   | <b>0</b>                       | <b>0</b>                         | 4                               | 22                       | 1                                 | 95                             |
| 89       | 70    | <b>27</b>                      | <b>3</b>                         | 16                              | 23                       | 0                                 | 1                              |
| 90       | 41    | <b>15</b>                      | <b>1</b>                         | 13                              | 11                       | 1                                 | 0                              |
| 92       | 131   | <b>32</b>                      | <b>26</b>                        | 40                              | 25                       | 0                                 | 8                              |
| 93       | 384   | <b>191</b>                     | <b>5</b>                         | 115                             | 73                       | 0                                 | 0                              |
| 94       | 181   | <b>104</b>                     | <b>7</b>                         | 4                               | 4                        | 43                                | 19                             |
| 95       | 206   | <b>120</b>                     | <b>0</b>                         | 64                              | 22                       | 0                                 | 0                              |
| 96       | 201   | <b>0</b>                       | <b>165</b>                       | 27                              | 9                        | 0                                 | 0                              |
| 97       | 424   | <b>369</b>                     | <b>20</b>                        | 26                              | 9                        | 0                                 | 0                              |
| 98       | 309   | <b>191</b>                     | <b>19</b>                        | 24                              | 1                        | 61                                | 13                             |
| 99       | 283   | <b>42</b>                      | <b>7</b>                         | 207                             | 10                       | 3                                 | 14                             |
| 121      | 173   | <b>116</b>                     | <b>30</b>                        | 19                              | 4                        | 0                                 | 4                              |
| 122      | 894   | <b>387</b>                     | <b>46</b>                        | 326                             | 135                      | 0                                 | 0                              |

Tableau 71: qualité des données BSCL total (nombre de cas)

**Qualité des données globales concernant les mesures limitatives de liberté saisies (cas complets, 01.01.2023 - 31.12.2023)**

| Clinique | Total | Documenté correctement |              | Documenté incorrectement |      |       |
|----------|-------|------------------------|--------------|--------------------------|------|-------|
|          |       |                        |              |                          |      |       |
| Total    | 49718 | 100%                   | <b>47764</b> | <b>96.1%</b>             | 1954 | 3.9%  |
| 03       | 5407  | 100%                   | <b>5272</b>  | <b>97.5%</b>             | 135  | 2.5%  |
| 06       | 443   | 100%                   | <b>436</b>   | <b>98.4%</b>             | 7    | 1.6%  |
| 07       | 215   | 100%                   | <b>209</b>   | <b>97.2%</b>             | 6    | 2.8%  |
| 08       | 1733  | 100%                   | <b>1730</b>  | <b>99.8%</b>             | 3    | 0.2%  |
| 12       | 11    | 100%                   | <b>11</b>    | <b>100.0%</b>            | 0    | 0.0%  |
| 13       | 2741  | 100%                   | <b>2709</b>  | <b>98.8%</b>             | 32   | 1.2%  |
| 17       | 87    | 100%                   | <b>87</b>    | <b>100.0%</b>            | 0    | 0.0%  |
| 21       | 613   | 100%                   | <b>611</b>   | <b>99.7%</b>             | 2    | 0.3%  |
| 22       | 367   | 100%                   | <b>367</b>   | <b>100.0%</b>            | 0    | 0.0%  |
| 24       | 377   | 100%                   | <b>377</b>   | <b>100.0%</b>            | 0    | 0.0%  |
| 26       | 5294  | 100%                   | <b>5266</b>  | <b>99.5%</b>             | 28   | 0.5%  |
| 28       | 415   | 100%                   | <b>415</b>   | <b>100.0%</b>            | 0    | 0.0%  |
| 30       | 781   | 100%                   | <b>781</b>   | <b>100.0%</b>            | 0    | 0.0%  |
| 32       | 305   | 100%                   | <b>292</b>   | <b>95.7%</b>             | 13   | 4.3%  |
| 33       | 23    | 100%                   | <b>23</b>    | <b>100.0%</b>            | 0    | 0.0%  |
| 34       | 444   | 100%                   | <b>444</b>   | <b>100.0%</b>            | 0    | 0.0%  |
| 35       | 684   | 100%                   | <b>681</b>   | <b>99.6%</b>             | 3    | 0.4%  |
| 36       | 438   | 100%                   | <b>438</b>   | <b>100.0%</b>            | 0    | 0.0%  |
| 37       | 557   | 100%                   | <b>557</b>   | <b>100.0%</b>            | 0    | 0.0%  |
| 39       | 614   | 100%                   | <b>574</b>   | <b>93.5%</b>             | 40   | 6.5%  |
| 40       | 149   | 100%                   | <b>146</b>   | <b>98.0%</b>             | 3    | 2.0%  |
| 42       | 66    | 100%                   | <b>66</b>    | <b>100.0%</b>            | 0    | 0.0%  |
| 43       | 320   | 100%                   | <b>320</b>   | <b>100.0%</b>            | 0    | 0.0%  |
| 44       | 111   | 100%                   | <b>111</b>   | <b>100.0%</b>            | 0    | 0.0%  |
| 46       | 2576  | 100%                   | <b>2432</b>  | <b>94.4%</b>             | 144  | 5.6%  |
| 48       | 40    | 100%                   | <b>40</b>    | <b>100.0%</b>            | 0    | 0.0%  |
| 49       | 99    | 100%                   | <b>96</b>    | <b>97.0%</b>             | 3    | 3.0%  |
| 50       | 32    | 100%                   | <b>32</b>    | <b>100.0%</b>            | 0    | 0.0%  |
| 51       | 456   | 100%                   | <b>456</b>   | <b>100.0%</b>            | 0    | 0.0%  |
| 52       | 5607  | 100%                   | <b>5607</b>  | <b>100.0%</b>            | 0    | 0.0%  |
| 54       | 358   | 100%                   | <b>354</b>   | <b>98.9%</b>             | 4    | 1.1%  |
| 56       | 667   | 100%                   | <b>662</b>   | <b>99.3%</b>             | 5    | 0.7%  |
| 58       | 175   | 100%                   | <b>175</b>   | <b>100.0%</b>            | 0    | 0.0%  |
| 59       | 12    | 100%                   | <b>12</b>    | <b>100.0%</b>            | 0    | 0.0%  |
| 63       | 74    | 100%                   | <b>71</b>    | <b>95.9%</b>             | 3    | 4.1%  |
| 66       | 21    | 100%                   | <b>18</b>    | <b>85.7%</b>             | 3    | 14.3% |
| 69       | 8     | 100%                   | <b>7</b>     | <b>87.5%</b>             | 1    | 12.5% |
| 71       | 506   | 100%                   | <b>506</b>   | <b>100.0%</b>            | 0    | 0.0%  |
| 73       | 179   | 100%                   | <b>150</b>   | <b>83.8%</b>             | 29   | 16.2% |



| Clinique |      | Total | Documenté correctement |               | Documenté incorrectement |       |
|----------|------|-------|------------------------|---------------|--------------------------|-------|
| 74       | 333  | 100%  | <b>262</b>             | <b>78.7%</b>  | 71                       | 21.3% |
| 76       | 9    | 100%  | <b>9</b>               | <b>100.0%</b> | 0                        | 0.0%  |
| 79       | 7    | 100%  | <b>7</b>               | <b>100.0%</b> | 0                        | 0.0%  |
| 82       | 883  | 100%  | <b>877</b>             | <b>99.3%</b>  | 6                        | 0.7%  |
| 86       | 1    | 100%  | <b>1</b>               | <b>100.0%</b> | 0                        | 0.0%  |
| 88       | 2    | 100%  | <b>2</b>               | <b>100.0%</b> | 0                        | 0.0%  |
| 93       | 3    | 100%  | <b>2</b>               | <b>66.7%</b>  | 1                        | 33.3% |
| 101      | 70   | 100%  | <b>70</b>              | <b>100.0%</b> | 0                        | 0.0%  |
| 102      | 412  | 100%  | <b>409</b>             | <b>99.3%</b>  | 3                        | 0.7%  |
| 103      | 21   | 100%  | <b>21</b>              | <b>100.0%</b> | 0                        | 0.0%  |
| 104      | 112  | 100%  | <b>112</b>             | <b>100.0%</b> | 0                        | 0.0%  |
| 105      | 144  | 100%  | <b>144</b>             | <b>100.0%</b> | 0                        | 0.0%  |
| 106      | 26   | 100%  | <b>25</b>              | <b>96.2%</b>  | 1                        | 3.8%  |
| 107      | 1014 | 100%  | <b>1014</b>            | <b>100.0%</b> | 0                        | 0.0%  |
| 109      | 43   | 100%  | <b>43</b>              | <b>100.0%</b> | 0                        | 0.0%  |
| 122      | 220  | 100%  | <b>220</b>             | <b>100.0%</b> | 0                        | 0.0%  |
| 501      | 49   | 100%  | <b>39</b>              | <b>79.6%</b>  | 10                       | 20.4% |
| 502      | 200  | 100%  | <b>164</b>             | <b>82.0%</b>  | 36                       | 18.0% |
| 503      | 23   | 100%  | <b>17</b>              | <b>73.9%</b>  | 6                        | 26.1% |
| 504      | 30   | 100%  | <b>30</b>              | <b>100.0%</b> | 0                        | 0.0%  |
| 505      | 579  | 100%  | <b>578</b>             | <b>99.8%</b>  | 1                        | 0.2%  |
| 506      | 149  | 100%  | <b>109</b>             | <b>73.2%</b>  | 40                       | 26.8% |
| 507      | 9    | 100%  | <b>7</b>               | <b>77.8%</b>  | 2                        | 22.2% |
| 508      | 36   | 100%  | <b>30</b>              | <b>83.3%</b>  | 6                        | 16.7% |
| 509      | 1342 | 100%  | <b>1221</b>            | <b>91.0%</b>  | 121                      | 9.0%  |
| 510      | 104  | 100%  | <b>100</b>             | <b>96.2%</b>  | 4                        | 3.8%  |
| 511      | 631  | 100%  | <b>631</b>             | <b>100.0%</b> | 0                        | 0.0%  |
| 512      | 488  | 100%  | <b>416</b>             | <b>85.2%</b>  | 72                       | 14.8% |
| 513      | 263  | 100%  | <b>262</b>             | <b>99.6%</b>  | 1                        | 0.4%  |
| 514      | 499  | 100%  | <b>477</b>             | <b>95.6%</b>  | 22                       | 4.4%  |
| 515      | 33   | 100%  | <b>32</b>              | <b>97.0%</b>  | 1                        | 3.0%  |
| 516      | 503  | 100%  | <b>503</b>             | <b>100.0%</b> | 0                        | 0.0%  |
| 517      | 883  | 100%  | <b>672</b>             | <b>76.1%</b>  | 211                      | 23.9% |
| 518      | 597  | 100%  | <b>568</b>             | <b>95.1%</b>  | 29                       | 4.9%  |
| 519      | 120  | 100%  | <b>120</b>             | <b>100.0%</b> | 0                        | 0.0%  |
| 520      | 3909 | 100%  | <b>3871</b>            | <b>99.0%</b>  | 38                       | 1.0%  |
| 521      | 797  | 100%  | <b>97</b>              | <b>12.2%</b>  | 700                      | 87.8% |
| 522      | 468  | 100%  | <b>462</b>             | <b>98.7%</b>  | 6                        | 1.3%  |
| 523      | 329  | 100%  | <b>303</b>             | <b>92.1%</b>  | 26                       | 7.9%  |
| 524      | 392  | 100%  | <b>368</b>             | <b>93.9%</b>  | 24                       | 6.1%  |
| 525      | 184  | 100%  | <b>173</b>             | <b>94.0%</b>  | 11                       | 6.0%  |
| 526      | 14   | 100%  | <b>14</b>              | <b>100.0%</b> | 0                        | 0.0%  |

| Clinique |     | Total | <b>Documenté correctement</b> |               | Documenté incorrectement |       |
|----------|-----|-------|-------------------------------|---------------|--------------------------|-------|
| 527      | 9   | 100%  | <b>6</b>                      | <b>66.7%</b>  | 3                        | 33.3% |
| 528      | 76  | 100%  | <b>65</b>                     | <b>85.5%</b>  | 11                       | 14.5% |
| 529      | 8   | 100%  | <b>8</b>                      | <b>100.0%</b> | 0                        | 0.0%  |
| 530      | 689 | 100%  | <b>662</b>                    | <b>96.1%</b>  | 27                       | 3.9%  |

Tableau 72: qualité des données mesures limitatives de liberté

## A8. Analyse des covariables

Dans l'ajustement des risques par des modèles de régression linéaire multiple, une série de covariables et leurs interactions sont prises en compte. Ainsi, les comparaisons tiennent compte de facteurs qui ont un impact sur la réduction de l'importance des symptômes et qui sont hors de l'influence des cliniques. Fondées sur des considérations contextuelles, les variables suivantes ont été identifiées comme des facteurs de perturbation potentiels à prendre en compte en tant que covariables :

- âge à l'admission
- sexe
- diagnostic principal
- degré de gravité à l'admission (HoNOS resp. BSCL)
- placement à des fins d'assistance (PAFA)
- nationalité
- niveau d'éducation
- état civil
- occupation avant l'admission
- lieu de séjour avant l'admission
- classe de traitement (chambre commune, semi-privé, privé, inconnue/absence de données)
- décision d'envoi
- durée de séjour
- nombre des diagnostics supplémentaires
- domaine de traitement

L'influence des covariables pertinentes, y compris leurs interactions de premier ordre, est examinée séparément pour chaque type de clinique, sur une base annuelle. Le nombre d'interactions qui peuvent être prises en compte dans un modèle dépend de la quantité de données disponibles. Selon la base de données, toutes les interactions, seulement les plus influentes ou aucune interaction de premier ordre sont prises en compte. Pour chaque modèle de l'année de mesure actuelle, les covariables prises en compte, le nombre d'interactions considérées ainsi que la variance expliquée qui en résulte sont présentés ci-dessous.

### **Clinique de type 1 : centre de soins aigus et premier recours**

Résultats de mesure pour l'importance des symptômes : valeurs de comparaison HoNOS

Les covariables suivantes ont été prises en compte pour la réduction de l'importance des symptômes mesurée par le HoNOS : HoNOS global (valeur à l'admission), diagnostic principal, âge à l'admission, sexe, nationalité, état civil, niveau d'éducation, occupation avant l'admission, lieu de séjour avant l'admission, décision d'envoi, PAFA, classe de traitement, durée de séjour, nombre des diagnostics supplémentaires et domaine de traitement. Toutes les covariables et toutes les interactions de premier ordre ont été incluses dans le modèle. Au total, toutes les variables, le facteur clinique et les interactions ont permis d'expliquer 41,1% de la variance ( $R^2_{adj}$ ) du résultat de mesure pour HoNOS.

Résultats de mesure pour l'importance des symptômes : valeurs de comparaison BSCL

Les covariables suivantes ont été prises en compte pour la réduction de l'importance des symptômes mesurée par le BSCL : BSCL global (valeur à l'admission), diagnostic principal, âge à l'admission, sexe, nationalité, état civil, niveau d'éducation, occupation avant l'admission, lieu de séjour avant l'admission, décision d'envoi, PAFA, classe de traitement, durée de séjour, nombre des diagnostics supplémentaires et domaine de traitement. Toutes les covariables et toutes les interactions de premier ordre ont été incluses dans le modèle. Au total, toutes les variables, le facteur clinique et les interactions ont permis d'expliquer 33,2% de la variance ( $R^2_{adj}$ ) du résultat de mesure pour BSCL.

### **Clinique de type 2 : cliniques de psychiatrie spécialisée**

Résultats de mesure pour l'importance des symptômes : valeurs de comparaison HoNOS

Les covariables suivantes ont été prises en compte pour la réduction de l'importance des symptômes mesurée par le HoNOS : HoNOS global (valeur à l'admission), diagnostic principal, âge à l'admission, sexe, nationalité, état civil, niveau d'éducation, occupation avant l'admission, lieu de séjour avant l'admission, décision d'envoi, PAFA, classe de traitement, durée de séjour, nombre des diagnostics supplémentaires et domaine de traitement. Toutes les covariables et toutes les interactions de premier ordre ont été incluses dans le modèle. Au total, toutes les variables, le facteur clinique et les interactions ont permis d'expliquer 37,2% de la variance ( $R^2_{adj}$ ) du résultat de mesure pour HoNOS.

Résultats de mesure pour l'importance des symptômes : valeurs de comparaison BSCL

Les covariables suivantes ont été prises en compte pour la réduction de l'importance des symptômes mesurée par le BSCL : BSCL global (valeur à l'admission), diagnostic principal, âge à l'admission, sexe, nationalité, état civil, niveau d'éducation, occupation avant l'admission, lieu de séjour avant l'admission, décision d'envoi, PAFA, classe de traitement, durée de séjour, nombre des diagnostics supplémentaires et domaine de traitement. Dans le cadre du nombre de cas disponibles, 24 interactions sélectionnées sur la base des données de l'année précédente ont été intégrées dans le modèle en plus des covariables. Les covariables considérées, le facteur clinique et les interactions ont permis d'expliquer 29,3% de la variance ( $R^2_{adj}$ ).

### **Clinique de type 3 : cliniques spécialisées dans le traitement des maladies de dépendance**

Résultats de mesure pour l'importance des symptômes : valeurs de comparaison HoNOS

Les covariables suivantes ont été prises en compte pour la réduction de l'importance des symptômes mesurée par le HoNOS : HoNOS global (valeur à l'admission), diagnostic principal, âge à l'admission, sexe, nationalité, état civil, niveau d'éducation, occupation avant l'admission, lieu de séjour avant l'admission, décision d'envoi, PAFA, classe de traitement, durée de séjour, nombre des diagnostics supplémentaires et domaine de traitement. Dans le cadre du nombre de cas disponibles, 20 interactions sélectionnées sur la base des données de l'année précédente ont été intégrées dans le modèle en plus des covariables. Les covariables considérées, le facteur clinique et les interactions ont permis d'expliquer 38,8% de la variance ( $R^2_{adj}$ ) du résultat de mesure pour HoNOS.

Résultats de mesure pour l'importance des symptômes : valeurs de comparaison BSCL

Les covariables suivantes ont été prises en compte pour la réduction de l'importance des symptômes mesurée par le BSCL : BSCL global (valeur à l'admission), diagnostic principal, âge à l'admission, sexe, nationalité, état civil, niveau d'éducation, occupation avant l'admission, lieu de séjour avant l'admission, décision d'envoi, PAFA, classe de traitement, durée de séjour, nombre des diagnostics supplémentaires et domaine de traitement. Dans le cadre du nombre de cas disponibles, 17 interactions sélectionnées sur la base des données de l'année précédente ont été intégrées dans le modèle en plus des covariables. Les covariables considérées, le facteur clinique et les interactions ont permis d'expliquer 48,4% de la variance ( $R^2_{adj}$ ).

#### **Clinique de type 4 : cliniques de psychiatrie forensique**

Résultats de mesure pour l'importance des symptômes : valeurs de comparaison HoNOS

Les covariables suivantes ont été prises en compte pour la réduction de l'importance des symptômes mesurée par le HoNOS : HoNOS global (valeur à l'admission), diagnostic principal, âge à l'admission, sexe, nationalité, état civil, niveau d'éducation, occupation avant l'admission, lieu de séjour avant l'admission, décision d'envoi, PAFA, durée de séjour, nombre des diagnostics supplémentaires et domaine de traitement. Dans le cadre du nombre de cas disponibles, 14 interactions sélectionnées sur la base des données de l'année précédente ont été intégrées dans le modèle en plus des covariables. Les covariables considérées, le facteur clinique et les interactions ont permis d'expliquer 49,2% de la variance ( $R^2_{adj}$ ) du résultat de mesure pour HoNOS.

#### **Kliniktyp 5: cliniques de psychiatrie gériatrique**

Résultat de la mesure de la charge des symptômes : HoNOS grandeur de comparaison

Pour la réduction de la charge des symptômes mesurée par le HoNOS, les covariables suivantes ont été prises en compte : HoNOS total (valeur à l'admission), groupe de diagnostics, âge à l'admission, sexe, nationalité, état civil, niveau de formation, emploi avant l'admission, lieu de séjour avant l'admission, instance de placement, FU, durée de séjour, nombre de diagnostics secondaires et domaine de traitement. Le modèle ne contenait pas d'interactions. Au total, 43,9% de la variance ( $R^2_{adj}$ ) du résultat de mesure dans HoNOS ont été expliqués par toutes les variables avec le facteur clinique.

## A9. Explications relatives aux figures

### Graphique en bâtons

Ces diagrammes sont utilisés pour afficher les distributions des proportions de certaines caractéristiques des patients au sein des types de cliniques.

#### Exemple de lecture:

Dans les établissements de ce type de clinique, le niveau de formation le plus élevé pour 32% des cas sortis au cours de l'année de mesure était un apprentissage professionnel ou une école professionnelle à temps plein. Pour 21,4%, le niveau de formation était inconnu, 20,1% ont achevé la scolarité obligatoire, 6,9% possédaient un diplôme d'une haute école spécialisée ou d'une haute école professionnelle, pour 6,6% les informations sur le niveau de formation faisaient défaut, 5,2% disposaient d'un diplôme universitaire ou d'une école professionnelle, 4,4% ne possédaient pas de diplôme de fin d'études et pour 3,4%, l'école de maturité constitue le plus haut niveau de formation.

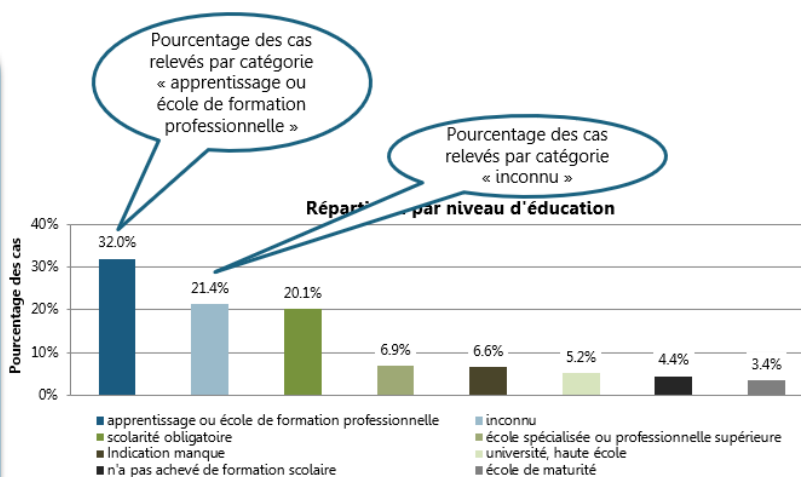


Figure 1 : guide d'aide à la lecture du graphique en bâtons

### Graphique en bâtonnets empilés

Ces graphiques servent à représenter les différences entre les cliniques par rapport à un critère (p. ex. qualité des données) et à montrer la contribution de différentes catégories à une valeur globale. Il permet d'effectuer des comparaisons entre les cliniques à l'aide de l'axe des abscisses, tandis que le nombre de cas en pourcentage est représenté sur l'axe des ordonnées.

#### Exemple de lecture:

Pour l'exemple de la clinique 27, plus de 50% des cas étaient intégralement documentés. Quelque 10% d'autres cas n'étaient pas intégralement documentés mais toujours évaluables. Environ 35% des cas étaient des drop-outs, sur lesquels la clinique n'a aucune influence. Dans environ 5% des cas, le set de données n'était pas disponible ou non évaluable.

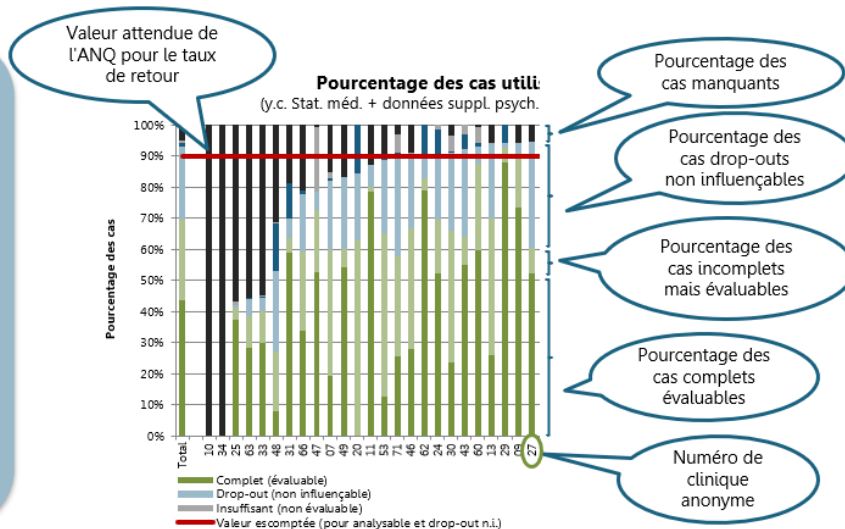


Figure 2 : guide d'aide à la lecture de la figure « Graphique en bâtonnets empilés »

## Boxplot

Ces graphiques sont utilisés pour illustrer la répartition de l'importance des symptômes (HoNOS et BSCL) à l'admission.

### Exemple de lecture:

La clinique 20 présente une importance des symptômes moyenne de 12 (médiane) à l'admission (HoNOS). Cela signifie que 50% des cas présentent une importance des symptômes inférieure et 50% supérieure à l'admission. 25% des cas présentent une importance des symptômes à l'admission allant jusqu'à 7 (percentile de 25%) et 25% des cas une importance des symptômes à l'admission de minimum 16 (percentile de 75%).

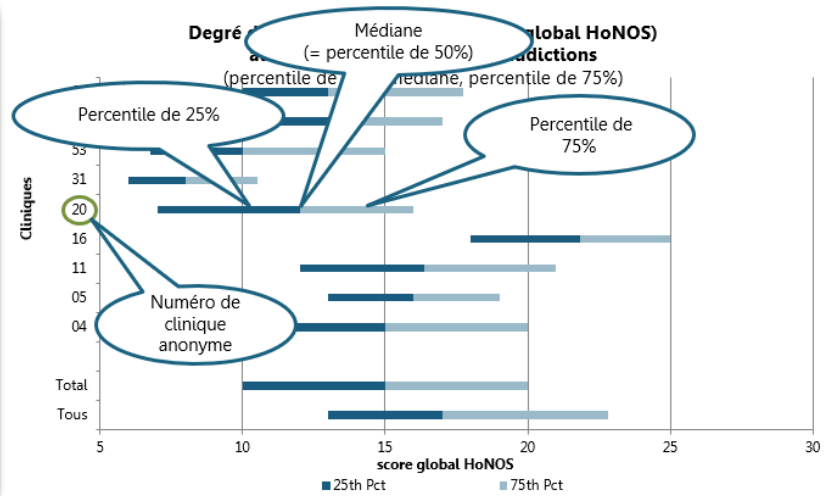


Figure 3 : guide d'aide à la lecture du diagramme en boîte





## Impressum

---

|                              |   |
|------------------------------|---|
| Titre                        | Importance des symptômes et mesures limitatives de liberté, Psychiatrie adultes stationnaire, annexe du rapport comparatif national, mesure 2023  |
| Auteurs                      | Roman di Francesco, chef de projet, w hoch 2 GmbH<br>Dr Benjamin Steinweg, w hoch 2 GmbH<br>Luc Drohé, w hoch 2 GmbH<br>Philipp Kronenberg, w hoch 2 GmbH   |
| Lieu et année de publication | Berne, octobre 2024 / version 1.0   |
| Citation                     | ANQ, association nationale pour le développement de la qualité dans les hôpitaux et les cliniques, Berne ; w hoch 2 GmbH, Berne (2024). Importance des symptômes et mesures limitatives de liberté, Psychiatrie stationnaire pour adultes. Rapport comparatif national 2023.  |
| Groupe qualité Psychiatrie   | Dr méd. Christine Besse, CHUV, Lausanne<br>Dr phil. André Della Casa ; PUK Zurich<br>Bruno Dolci, IPW, Winterthur<br>PD Dr méd. Dr phil. Ulrich Michael Hemmeter, SG Psychiatrie-Dienste Nord<br>Prof Dr méd. Wolfram Kawohl, Clenia Schössli AG, Oetwil am See<br>Panagiotis Lazaridis, UPD, Berne<br>Dr méd. Nadja Weir, Gesundheitsdirektion Zurich<br>Dr méd. Alexandre Wullschleger, HUG, Genève |
| Traduction                   | Version française : PureFluent Limited, W1T 1JU, GB<br>Version italienne : PureFluent Limited, W1T 1JU, GB  |
| Mandataire représentée par   | Association nationale pour le développement de la qualité dans les hôpitaux et les cliniques (ANQ)<br>Muriel Haldemann, responsable psychiatrie   |
| Copyright                    | Association nationale pour le développement de la qualité dans les hôpitaux et les cliniques ANQ<br>Bureau<br>Weltpoststrasse 5<br>3015 Bern  |